The Budget Statement and Economic Policy

of the Government of Ghana for the 2024 Financial Year

REPUBLIC OF GHANA









Presented to Parliament on
Wednesday November 15, 2023

By

KEN OFORI-ATTA
MINISTER FOR FINANCE

ON THE AUTHORITY OF
HIS EXCELLENCY NANA ADDO DANKWA AKUFO-ADDO
PRESIDENT OF THE REPUBLIC OF GHANA

In accordance with Section 28 of the Public Financial Management Act, 2016 (Act 921)

Nkunim Budget

THEME:
PURSUING GROWTH & DEVELOPMENT WITHIN A STABLE MACROECONOMIC ENVIRONMENT

VOLUME I:
MACROECONOMIC FRAMEWORK AND POLICIES

REPUBLIC OF GHANA

THE BUDGET STATEMENT AND ECONOMIC POLICY

of the Government of Ghana for the
2024 FINANCIAL YEAR

Volume I:
Macro-Economic Framework and Policies

Presented to Parliament on
Wednesday 15th November, 2023

By

Ken Ofori-Atta
Minister for Finance

on the Authority of
H.E. Nana Addo Dankwa Akufo-Addo
President of The Republic of Ghana

Theme: Pursuing Growth & Development within a Stable Macroeconomic Environment

To purchase copies of the Statement, please contact the Public Relations Office of the Ministry

Ministry of Finance
Public Relations Office
New Building, Ground Floor, Rooms 001 and 003
P. O. Box MB 40
Accra – Ghana
The 2023 Budget Statement and Economic Policy of the Government of Ghana is also available on the internet at: www.mofep.gov.gh

TABLE OF CONTENTS

List of Tables i

List of Figures ii

SECTION ONE: INTRODUCTION 1

SECTION TWO: GLOBAL ECONOMIC DEVELOPMENTS AND OUTLOOK 8

SECTION THREE: MACROECONOMIC PERFORMANCE FOR JANUARY TO SEPTEMBER 2023 20

Overview of Macroeconomic Performance 20
Real Sector Developments 21
Structure of the Economy in the First Half of 2023 25
Ghana Fixed Income Market Developments for 2023 29
External Sector Developments 30
Fiscal Developments 32
Public Debt Developments for 2023 43
Update on 2023 Medium-Term Debt Strategy 45
Domestic Debt Market Performance 46
Update on 2023 Debt Sustainability Analysis 46
Update on the Implementation of the IMF-Supported PC-PEG 49

SECTION FOUR: 2024 AND MEDIUM-TERM POLICY OBJECTIVES AND TARGETS 52

Government's Medium-Term Vision and Objectives 52
2024 and Medium-Term Macroeconomic Targets 54
2024 and Medium-Term Real Sector Outlook 55
2024 and Medium-Term Fiscal Framework 59
Arrears Clearance and Prevention Strategy 63
2024 and Medium-Term Debt Management Strategy 70
2024 Debt Sustainability Analysis 71
Public Debt Management Programme 71
2024 and Medium-Term Petroleum Receipts and Utilisation 73

SECTION FIVE: GHANA'S DEBT RESTRUCTURING PROGRAMME 75

Domestic Debt Exchange Programme 75
External Debt Restructuring 80
Impact of the Debt Restructuring 80

SECTION SIX: PURSUING GROWTH & DEVELOPMENT WITHIN A STABLE MACROECONOMIC ENVIRONMENT 82

Introduction 82
Objective of the Growth Strategy 83
Interventions to Boost Food Production 85
Promotion of Exports 89
Interventions to Accelerate the Digital Economy 91
Tourism and Sports 92
Promoting Private Investment 93
Climate Financing 96
Boosting FDIs 97
YouStart Programme 98

SECTION SEVEN: SUMMARY OF SECTORAL PERFORMANCE AND OUTLOOK 100
Administration Sector 100
Economic Sector 114
Infrastructure Sector 128
Social Sector 137
Public Safety Sector 148

SECTION EIGHT: CONCLUSION 160

APPENDICES 165
Appendix 1A: Gross Domestic Product (GDP) at Constant 2013 Prices by Economic Activity (Gh¢ Million) 165
Appendix 1B: Gross Domestic Product (GDP) at Constant Market Prices by Economic Activity (Gh¢ Million) 166
Appendix 1C: Gross Domestic Product (GDP) at Current Market Prices by Economic Activity (Gh¢ Million) 167
Appendix 1D: Quarterly Real GDP Value Added (GH₵ Million) 168
Appendix 2A: Summary of Central Government Operations - 2024 169
Appendix 2B: Economic Classification of Central Gov't Revenue - 2023 171
Appendix 2C: Economic Classification of Central Gov't Expenditure – 2023....172
Appendix 3A: Summary of Central Government Operations – 2024 173
Appendix 3B: Economic Classification of Central Gov't Revenue – 2024....175
Appendix 3C: - Economic Classification of Central Gov't Expenditure 176
Appendix 3D: - Update on 1st review of Performance Criteria and Indicative Targets Under the IMF ECF Programme....177
Appendix 3E: Status Update – Structural Benchmarks (SBs) 178
Appendix 4A: MDA Expenditure Allocation (GH¢) – 2024 [Administration Sector - GOG and ABFA]....217
Appendix 4B: MDA Expenditure Allocation (GH¢) – 2025 [Administration Sector – Summary] 235
Appendix 4C: MDA Expenditure Allocation (GH¢) – 2026 [Administration Sector – Summary] 241
Appendix 4D: MDA Expenditure Allocation (GH¢) – 2027 [Administration Sector – Summary] 247
Appendix 5: Breakdown of Projected ABFA Spending (GH¢) – 2024 253
Appendix 6: Cost of Government Flagship Programmes (GH¢) – 2024 254
Appendix 7A: 2024 Indicative Ceilings (GH¢)– OLGS and RCCs 255
Appendix 7B: 2024 MMDAs Indicative Ceilings (GH¢) – Greater Accra Region....258
Appendix 7C: 2024 MMDAs Indicative Ceilings (GH¢) – Volta and Oti Regions 259
Appendix 7D: 2024 MMDAs Indicative Ceilings (GH¢) – Eastern Region 260
Appendix 7E: 2024 MMDAs Indicative Ceilings (GH¢) – Central Region 261
Appendix 7F: 2024 MMDAs Indicative Ceilings (GH¢) – Western and Western North 262
Appendix 7G: 2024 MMDAs Indicative Ceilings (GH¢) – Ashanti Region 263
Appendix 7H: 2024 MMDAs Indicative Ceilings (GH¢) – Ahafo, Bono East and Bono 264
Appendix 7I: 2024 MMDAs Indicative Ceilings (GH¢) – Northern, Savannah and North East 265
Appendix 7J: 2024 MMDAs Indicative Ceilings (GH¢) – Upper East and Upper West 266
Appendix 8A: Monetary Indicators (GH¢ Million) 267
Appendix 8B: Sectorial Distribution of Bank Outstanding Credit 268
Appendix 8C: Yield Curve (%) 268
Appendix 8D: Spread between Nominal Savings and Lending Rates 269
Appendix 8E: Key Development in the DMBs Balance Sheet 269

Appendix 8F: Financial Soundness Indicators 270
Appendix 8G: Interbank Exchange Rate Movements.....270
Appendix 9A: Non-Tax Revenue / Internally Generated Funds (NTR/IGF)-2023 Projections Vs Actuals and 2024 Projections (GH¢'000) 271
Appendix 9B: 2024 Internally Generated Funds Retention (Expenditure) Breakdown By MDAs 290
Appendix 11: Bilateral and Multilateral Grants Signed in 2023.....306
Appendix 12: Government Measures to Implement Recommendations of Parliament in respect of the Report of The Auditor-General 307

List of Tables

Table 1: Global Economic Growth Rates for Selected Countries (%) 8
Table 2: Global CPI-based Inflation for Selected Countries (average annual % change) 9
Table 3: Global Price Trends of Ghana's Top Export Commodities.....11
Table 4: ECOWAS Real GDP Growth Rates (% Annual).....16
Table 5: ECOWAS Consumer Price Inflation (Annual Average).....17
Table 6: ECOWAS Rationalised Convergence Criteria (June 2023) 19
Table 7: Growth Performance in Agriculture 23
Table 8: Growth Performance in Industry.....23
Table 9: Growth Performance in Services 24
Table 10: Summary of 2023 Sectoral Quarterly Real GDP Growth Rates (Percent) 25
Table 11: Summary of Provisional 2023 Jan-Aug Fiscal Performance 33
Table 12: Summary of 2023 Jan-Aug Revenue Performance 34
Table 13: Summary of 2023 Jan-Aug Expenditure Performance.....36
Table 14: Summary of 2023 Jan-Aug Financing Operations.....37
Table 15:Total Crude Oil Production (Jan-Sept 2023) in Barrels.....39
Table 16: Crude oil receipts from Jan-Sept 2023 liftings 40
Table 17: Petroleum Receipts from all Sources (Jan-Sept 2023) 40
Table 18: Analysis of Petroleum Receipts Jan-Sept 2023 (US$Mn).....41
Table 19: Distribution of Petroleum Receipts Jan-Sep 2023.....42
Table 20: 2023 ABFA Revised Budget Allocation vs. Actual Utilisation (GH¢ Million) 43
Table 21: Trends in Public Debt, 2019 – September 2023.....44
Table 22: Evolution of Foreign Currency Ratings of Ghana: 2021 – October 2023.....48
Table 23: GDP Growth Projections for 2023-2027 (percent).....55
Table 24: Summary of Central Government Fiscal Operations (% of GDP) 60
Table 25: Sources of Petroleum Revenue for 2024 & the Medium-Term.....73
Table 26: Petroleum Revenue Distribution in the Medium-Term (GNPC & GoG) 74
Table 27: GoG Exchanged Amount & Participation Rate.....76
Table 28: DDEP Participation Rate.....79
Table 29: Priority Commodities and Targets 85
Table 30: Four Major By-Passes 131
Table 31: Some Priority Road Infrastructure.....132
Table 32: Some Road Projects at Various stages of completion 133

List of Figures

Figure 1: Brent Crude Oil Prices (US$/barrel) 11
Figure 2: Brent Crude Oil Prices (US$/barrel) 12
Figure 3: Cocoa Prices 13
Figure 4: Real GDP Growth (Oil and Non-Oil) 22
Figure 5: Sectoral Distribution of Nominal GDP 25
Figure 6: Headline Inflation (Year-on-Year, %) 26
Figure 7: GSE Composite Index 28
Figure 8: Performance of Ghana Fixed Income Market: 2015 to October 2023 29
Figure 9: Trade performance of Treasury Bills for 2023 30
Figure 10: Fiscal Outlook for 2023 (in GH¢ Billion) 38
Figure 11: Share of Petroleum Receipts from all Sources (Jan-Sept 2023) 41
Figure 12: Evolution of Local Currency Ratings of Ghana: 2021 – October 2023 48
Figure 13: Sectoral Real GDP Growth, 2023-2027 (percent) 56
Figure 14: Sector Distribution of GDP, 2023-2027 56
Figure 15: Resource Allocation for 2024 (in GH¢ Million) 70
Figure 16: Outcome of the First Phase of the DDE 77
Figure 17: Outcome of the US$-denominated Local Bonds Exchange 77
Figure 18: Outcome of the Cocoa Bills Exchange 78
Figure 19: Outcome of the Pension Funds Exchange 78
Figure 20: Restructuring Terms for the Bank of Ghana 79
Figure 21: Overall Outcome of the Domestic Debt Exchange Programme 79

ACRONYMS AND ABBREVIATIONS

1D1F	One District One Factory
ABFA	Annual Budget Funding Amount
AfCFTA	African Continental Free Trade Area
BCEAO	Central Bank of West African States
BoG	Bank of Ghana
BOST	Bulk Oil Storage and Transportation
BR	Benchmark Revenue
BSL	Bank of Sierra Leone
CAR	Capital Adequacy Ratio
CBG	Central Bank of the Gambia
CBN	Central Bank of Nigeria
CLC	City Light Centre
CMS	Community Mining Scheme
Cocobod	Cocoa Board
CODA	Coastal Development Authority
CPESDP	Coordinated Programme of Economic and Social Development Policies
CPI/PPI	Consumer Price Index/ Producer Price Index
CSSVD	Cocoa Swollen Shoot Virus Disease
CVF	Climate Vulnerable Forum
DACF	District Assemblies Common Fund
DBG	Development Bank Ghana
DDEP	Domestic Debt Exchange Programme
DeMPA	Debt Management Performance Assessment
DEP	District Entrepreneurship Programme
DMBs	Deposits Money Banks
DOTS	Domestic and Outbound Tourism Survey
DPAT	District Performance Assessment Tool
DSA	Debt Sustainability Analysis
ECF	Extended Credit Facility
ECOWAS	Economic Community of West African States
EEP	Economic Enclave Project
E-GIF	E-Government Interoperability Framework
EMDEs	Emerging Market and Developing Economies
EMDEs	Emerging Markets and Developing Economies
EOCO	Economic and Organized Crime Office
EPA	Environmental protection Agency
ESG	Environmental and Social Governance
ESL	Energy Sector Levies
FAW	Fall Army Worm
FDIs	Foreign Direct Investments
FOF	Fund of funds

FSIs	Financial Soundness Indicators
GAEC	Ghana Atomic Energy Commission
GDP	Gross Domestic Product
GEA	Ghana Enterprises Agency
GEPA	Ghana Export Promotion Agency
GETP	Ghana Economic Transformation Project
GFSC	Ghana Financial Stability Council
GFZA	Ghana Free Zone Authority
GGEA	Ghana Enterprise Architecture
GHANEPS	Ghana Electronic Procurement System
GHF	Ghana Heritage Fund
GhIPSS	Ghana Inter-bank Payment and Settlement Systems
GIADEC	Ghana Integrated Aluminium Development Corporation
GIFMIS	Ghana Integrated Financial Management Information System
GIIF	Ghana Infrastructure Investment Fund
GIISDEC	Ghana Integrated Iron and Steel Development Corporation
GIPC	Ghana Investment Promotion Centre
GIR	Gross International Reserves
GIRSAL	Ghana Incentive-based Risk Sharing for Agricultural Lending
GITS	Ghana International Tourism Survey
GMPD	Ghana Mutual Prosperity Dialogue
GNPC	Ghana National Petroleum Corporation
GPFs	Ghana Petroleum Funds
GPSNP	Ghana Productive Safety Net Project
GRA	Ghana Revenue Authority
GSCSP	Ghana Secondary Cities Support Programme
GSE-CI	GSE Composite Index
GSF	Ghana Stabilisation Fund
GSLERP	Ghana Shea Landscape Emission Reduction Project
GSS	Ghana Statistical Service
GTA	Ghana Tourism Authority
HFCE	Household Final Consumption Expenditure
HRMIS	Human Resource Management Information System
IAA	Internal Audit Agency
ICCO	International Cocoa Organization
IFC	International Finance Cooperation
IGF	Internally Generated Fund
IMF-ECF	Interantional Monetary Fund- Extended Credit Facility
IMG	Inter-Ministerial Group
IPEP	Infrastructure for Poverty Eradication Programme
KBTH	Korle Bu Teaching Hospital
LaBECs	Landing Beach Enforcement Committees
LEAP	Livelihood Empowerment Against Poverty

LIPW	Labour Intensive Public Works
M2+	Broad Money Supply
MASLOC	Microfinance and Small Loans Centre
MBDA	Middle Belt Development Authority
MDAs	Ministries, Departments and Agencies
MiDA	Millennium Development Authority
MIIF	Minerals Income Investment Fund
MMDAs	Metropolitan Municipal and District Assemblies
MSMEs	Micro, Small and Medium Enterprises
MTDS	Medium-Term Debt Management Strategy
MTEF	Medium Term Expenditure Framework
MTNDPF	Medium-Term National Development Policy Framework
NABCO	Nation Builders Corps
NACOC	Narcotics Control Commission
NACSA	National Commission on Small Arms and Light Weapons
NADMO	National Disaster Management Organisation
NCC	National Commission on Culture
NCCE	National Commission for Civic Education
NCG	Claims on Government
NDA	Net Domestic Assets
NDA	Northern Development Authority
NDPC	National Development Planning Commission
NEIP	National Entrepreneurship and Innovation Programme
NFA	Net Foreign Assets
NHIA	National Health Insurance Authority's
NHIS	National Health Insurance Scheme
NIA	National Identification Authority
NITA	National Information Technology Agency
NPL	Non-Performing Loans
NRA	Nuclear Regulatory Authority
NTEs	Non Traditional Exports
OCC	Official Creditor Committee
OHCS	Head of the Civil Service
OPEC+	Organization of the Petroleum Exporting Countries
ORF	Onshore Receiving Facility
OTC	Over the Counter
PCG	Credit Guarantee Company
PC-PEG	Post-COVID Programme for Economic Recovery
PE/VC	Private Equity and Venture Capital
PFJ	Planting for Food and Jobs
PPA	Public Procurement Authority
PPP	Public-Private Partnerships
PRAAD	Public Records and Archives Administration Department

PRMA	Petroleum Revenue Management Act
PSOP	Parliament Supplementary Office Project
RCCs	Regional Coordinating Council
RICs	Regional Innovation Centres
RSIM	Research, Statistics and Information Management
RTIC	Right to Information Commission
SAI	Strategic Anchor Industries Programme
SCF	Startup Catalyst Fund
SDGs	Sustainable Development Goals
SFCLS	Safe Fish Certification and Licensing Scheme
SGN	Sankofa Gye Nyame
SHS	Senior High School
SIF	Strategic Industries Funds
SoEs	State-Owned Enterprises
SPV	Special Purpose Vehicle
SSA	Sub-Saharan Africa
SSM	Small Scale Mining
SSMIP	Small-Scale Mining Incubation Programme
SSNIT	Social Security and National Insurance Trust
SWIMS	Social Welfare Information Management System
TVET	Technical and Vocational Education and Training
TWG	Technical Working Group
UNCTAD	United Nations Conference on Trade and Development
V20	Vulnerable Twenty
VCTF	Venture Capital Trust Fund
VRA	Volta River Authority
WACCI	West Africa Center for Crop Improvement
WAEMU	West Africa Economic and Monetary Union
WAMZ	West African Monetary Zone
WEO	World Economic Outlook
WRS Bill	Warehouse Receipt System Bill
YEA	Youth Employment Agency
ZDF	Zongo Development Fund

SECTION ONE: INTRODUCTION

1. Right Honourable Speaker, Honourable Members of Parliament, on the authority of His Excellency the President Nana Addo Dankwa Akufo-Addo and pursuant to Article 179 of the 1992 Constitution of the Republic of Ghana and Section 21(3) of the Public Financial Management Act 2016 (of ACT 921), I respectfully present to you the Budget Statement and Economic Policy of Government for 2024 Financial Year.

2. Mr. Speaker, I beg to move that this august House approves the Financial Policy of the Government of Ghana for the year ending 31st December, 2024.

3. Respectfully, I also submit to this Honourable House the following statutory reports:
   - The 2023 Annual Report on the Petroleum Funds, in line with Section 48 of the Petroleum Revenue Management Act, 2011 (Act 815), (as amended); and
   - The 2023 Report on the utilisation of the African Union Levies, pursuant to Section 7 of the African Union Import Levies Act, 2017 (Act 952).

4. Mr. Speaker, we have also developed a more detailed update on sectoral performance in a 'Volume II' document. I request the Hansard Department to kindly capture these documents as the Budget Statement and Economic Policy of Government for the financial year 2024.

Immense Gratitude

5. Mr. Speaker, I stand here today to present the 2024 Budget, which seeks to advance us on the path toward fiscal consolidation, macro stability and growth that began a year ago.

6. Mr. Speaker, I first want to take the opportunity to express immense appreciation to H.E the President for the privilege to present the national Budget on his behalf over the past 7 years. More importantly I want to express my profound gratitude to God for his grace, mercy and favour toward our Nation. Together with the Psalmist, let us say "Bless the Lord, O my soul; And all that is within me, bless His holy name! Bless the Lord, O my soul, And forget not all His benefits" [Psalm 103:1-2].

7. Mr. Speaker, I also wish to express my deep appreciation to you, Right Hon. Speaker, and the Hon. Members for their support over the years. We have not always agreed, but we always eventually find common ground in the interest of the Republic and we should this collaboration.

A Difficult Context

8. Mr. Speaker, almost a year ago on Thursday, 24th November, 2022, I presented the 2023 Budget and, as always, gave an honest and forthright update on the economy, highlighting the extent of the challenges facing our country. Indeed, a month before, H.E. the President also pointed out that, never have so many malevolent forces come together, in a perfect storm, to impact our lives so dramatically. Key macroeconomic indicators then, were uninspiring.

9. Against that backdrop, I then presented Government's plan of recovery, focusing on:
   - restoring macro-economic stability;
   - coordinating an equitable debt operation programme;

- ensuring that the vulnerable are well protected;
- negotiating a strong IMF programme;
- a strong private sector growth agenda; and
- attracting significant green investments to promote growth.

10. Mr. Speaker, in two (2) out of the last 7 years (2020-2022) the Ghanaian economy has faced challenges. The economy, growing at an average of 7 percent with a single-digit inflation, declining interest rates and a stabilising currency, suffered unforeseen shocks like many other economies. GDP growth slumped from 6.5 percent in 2019 to 0.5 percent in 2020 – as the lockdown and closure of businesses and the ports had a devastating effect on the economy, triggering a cost-of-living crises that has made lives difficult for the Ghanaian people. Though bartered and bruised, we are not broken and our resilience is manifesting.

11. Mr. Speaker we also saw the damaging effects that the economic downturn had on Ghana's already stretched revenues. This was even made worse by the additional expenditures that were required during the covid-19 Pandemic to ensure that life and livelihoods were protected.

12. Mr. Speaker, 2020 was also in an election year. The first ever election in the Fourth Republic with zero donor funding. However, Government's sensitivity to our people was remarkable: No lay-offs in the public service; salaries were dutifully paid over the year; and free water and electricity for the entire population was provided, especially for life-line consumers. Indeed, Entrepreneurship was not ignored as GH¢600 million of CAPBuSS from GEA was effectively deployed.

13. Mr. Speaker, permit me to clarify that the disruption to our macroeconomic path over the last few years was not peculiar to Ghana. The global disruption to supply chains, adjustment to new forms of work, and shifts in demand produced some of the most cataclysmic effects on inflation and growth worldwide. This set-off the worst form of global cost of living crises since World War II.

14. In the US, inflation surged from a low of 1.8 percent in 2019 to 6.5 percent by 2022 and is currently at 3.7 percent. We have seen this reflect in interest rate decisions by the US Federal Reserve and also in benchmark yields. The yield on the 10-year US Treasury instrument is currently at 4.6 percent compared to 1.4 percent two (2) years ago. This is an economy whose currency is the global reserve currency. We see similar trends in the Eurozone and also in the UK. Inflation in the UK was 1.7 percent in 2019 and was recorded at 11.1 percent in October 2022, a 41-year high.

Changing The Narrative

15. Mr. Speaker, in the Mid-Year Review, I informed this House that we had started turning the corner. Today, it is evident that:

- We turned the corner when inflation started declining from 54.1 percent in December 2022 to 35.2 percent in October 2023;
- We turned the corner when, despite a 1.5 percent projected growth, the economy galloped at a remarkable pace, and clocked an average of 3.2 percent growth in the first two quarters of the year;
- We turned the corner when the currency, which had been under severe pressure over the past two years, depreciated by a modest 6.4 percent cumulatively from

February to date, compared to 53.9 percent over the same period in 2022. The performance of the Cedi is also a reflection of the fact that confidence is back, revenues have improved, and that the recovery is indeed real and is here to stay;

- We turned the corner when companies started going back to the job markets to hire workers;
- We turned the corner when the International credit rating agencies, which have not been favourable to Ghana in recent years, started being positive about our economy; and
- We turned the corner when the Banking industry started to record and report a profit-after-tax growth of 43.8 percent (GH¢6.2 billion);
- We turned the corner when in record time we completed the IMF 1st Staff Review of 6 Performance Criteria, 3 Indicative Targets and 3 Structural Benchmarks

16. Our task now and in the medium-term is two-fold: to maintain stability and to keep on growing. We are determined to remain on this course of increased growth, currency stability, and disinflation over the medium-term. Our future growth prospects are certainly brighter. And I am confident that this "Nkunim" Budget will ensure that we boldly walk on a sustainable path toward creating decent jobs and wealth for our people. For with national dedication, the Lord will continue to give us treasures of dark places and hidden riches in secret places.

17. Mr. Speaker, our promise to all stakeholders, in particular to the people of Ghana is that, the Akufo-Addo Government is determined to maintain the discipline, compassion, and creativity required to keep the economy stable and maintain the robust growth.

Stability with Growth

18. Mr. Speaker, today, I accordingly present the 2024 Budget to set out the broad medium-term policy framework underpinning our approach towards recovery and stability with growth. Among other things:

- It provides the pathway towards fiscal consolidation and macro stability;
- It sets out a new debt sustainability path after the excruciating Domestic Debt Operations with after-shocks on the financial sector;
- It outlines the policy priorities underpinning our 5-year Growth Strategy with focus on selected initiatives over the next 14-months;
- It comes just after the successful First Review of the 3-year US$3 billion IMF-ECF Programme where we reached a Staff Level Agreement on Ghana's performance in meeting the 6 Quantitative Performance Criteria, 3 Indicative Targets, and 3 Structural Benchmarks; and
- It deepens our democratic development by prioritising resources for institutions to support the conduct of the 2024 General Elections.
- It commits to funding existing projects in roads, rural electrification, rural telephony, IPEP and arrears.

19. Mr. Speaker, the 2024 Budget is even more significant because we will cross the **GH¢1 trillion Gross Domestic Product (GDP) mark** for the first time in our economic history. Let me repeat, Mr. Speaker, Ghana's economy under President Akufo-Addo's final year in office is projected to be valued over **GH¢1 trillion from the GH¢219.5 billion in 2016.**

20. Mr. Speaker, with such a milestone ahead of us, Government is protecting, at all cost, the foundation for sustained economic expansion. A foundation that has been achieved through the sweat and patience of the Ghanaian people. We pledge to protect this for all our people and especially for private sector growth. And we shall do so by ensuring that the enabling factors are in place and accessible to all. These will include reliable energy supply, stable Cedi, lower inflation and lower interest rate regimes, access to private sector credit, infrastructure provision, food security, national security, and inter-continental market linkages through increasing active platforms such as the AfCFTA.

21. Mr. Speaker, fundamentally, this is a Government that is self-aware, reflective and has been open throughout the process to incorporating citizens feedback in preparing this Budget, and as in previous years, we have prioritised stakeholder consultations. Consequently, we engaged with and obtained valuable inputs from key stakeholders, including investors, traders, academia, organised labour, civil society organisations, bankers, development partners, faith-based organisations, and a cross-section of the leadership and other honourable Members of Parliament.

22. We also launched the Ghana Mutual Prosperity Dialogue on the 2nd November, 2023, a new and innovative platform to deepen our collaboration and partnership with the private sector. The platform aims to enhance the long-term competitiveness of Ghana and increase our attractiveness as a hub for businesses on the continent. This will have a standing committee co-chaired by MOTI/MoF and the Private Sector.

23. I want to assure our stakeholders that we have, as much as possible, reflected the proposals and recommendations from these engagements in this Budget. There is much more to be done with the shared ideas and the Mutual Prosperity Dialogues will be a robust and dynamic platform to inform policy.

Akosombo Dam Spillage

24. Mr. Speaker, in the last few months, we have been witnesses to the devastating impact of the Akosombo Dam spillage. This follows excessive rainfall recorded in several parts of the country. To preserve the structural integrity of the dam, the Volta River Authority commenced controlled spilling on 15th September, 2023. This led to the flooding of downstream communities in parts of the Volta, Eastern, and Greater Accra regions. The heavy rainfall also caused flooding upstream of the Akosombo dam, and impacted communities in the Savanna, Oti, and Bono-East Regions.

25. Government through VRA, NADMO, and various agencies under the 13-member high level inter-ministerial committee, (comprising of the Ministries of Energy, Finance, Local Government, Environment, Interior, Health, Sanitation & Water Resources, Defense, Roads & Highways, Education, Information, Health, and Gender) have subsequently provided various forms of support to the impacted communities. This support included food and related items, drinks, mattresses, mosquito nets and coils, clothes, baby food and diapers, sanitary pads, treated water services and storage tanks, solar lamps, sanitation services, restoration of utility services, and some social infrastructure.

26. Mr. Speaker, the visit of the officials of the Ministry of Finance and myself, in collaboration with VRA, to the victims of the Akosombo Dam Spillage in Mepe was

truly revealing and sobering. Indeed, we empathise with the families that have been affected and displaced by the spillage. We met victims, townsfolks, children, the chiefs and of course Honourable Okudzeto.

27. Mr. Speaker, Government has budgeted an amount of GH¢220 million to support the relief phase for the communities affected by the Akosombo spillage as well as floods upstream in the Oti, Savannah, and Bono-East Regions.

28. For the restoration phase, Government through the Ministry of Agriculture will allocate additional resources to support the restoration of livelihoods.

29. In addition, the Ministry of Finance, after the visit was quickened to respond. We have requested funding from the World Bank under the IDA Crisis Response Window (CRW) to support the resettlement of the victims, restoration of livelihoods, compensation and reconstruction of infrastructure in the affected communities.

30. Mr. Speaker, we recognise the place of climate policy and financing to help address the long-term effects of climate change on victims of drought, flooding, and other adverse weather events. Accordingly, the Ministry has applied to the Global Shield Against Climate Risk Fund, an initiative launched by President Nana Akufo-Addo and Chancellor Olaf Scholz during the COP 27 in Sham El-Sheikh, to access some financial resources to support communities upstream and downstream of the Akosombo Dam.

31. I convey the sincere appreciation of H.E. The President and the entire Government to all groups and individuals who have empathised with, and supported the affected families. It is in this same spirit that we must continue to be grateful to God that no lives have been lost due to the devastating spillage from the Akosombo Dam.

Investing for Transformation

32. Mr. Speaker, we have worked hard and invested significant resources. And being sure of this knowledge, I can confidently assert that over the past 7 years: **Every sector has been positively impacted**. **Every household has been positively impacted by our social intervention programmes**. And **Every region has also been positively impacted**. Indeed, President Akufo-Addo has deepened decentralised development by investing GH¢422.1 million to create and resource six new administrative regions. The most in our history since independence.

33. Consistent with our policy on preferential options for the poor, i.e. leaving no one behind, we have been historic in enhancing social mobility and protected the vulnerable in our society. In this regard, we have since 2017:

- Improved access to quality SHS education for about 5.7 million Ghanaians by investing GH¢8.4 billion in the future of our next generation;
- Increased enrolment and learning outcomes of 3.8 million pupils by investing GH¢3.6 billion in the School Feeding Programmes;
- Reformed the NHIS to improve and expand health service delivery to 16 million Ghanaians.
- Supported foundational education of over 6 million pupils by investing GH¢248.5 million as Capitation Grants; and
- Improved the quality of life of about 350,000 Ghanaian households under the LEAP by investing GH¢1.2 billion.

34. Mr. Speaker, we made all these investments into social mobility, not just because it was the right thing to do morally, but also because we believe it is economically essential to uplift and extend opportunities to every Ghanaian household. We are confident that the record high investments we have made and continue to make over these seven years in preparing our children for a brighter future will significantly transform our society, especially by tackling the root cause of poverty that has afflicted many families from generation to generation. Mr. Speaker, having a child pursuing a university degree is no more a purview for the rich but for all strata of our society.

35. Mr. Speaker, we believe it has been seven years of grace and positive impact. We are determined to do more to boost the capacity of the private sector to expand productivity and create jobs. In the past 7 years, we have:

- Invested GH¢32.7 billion to keep the lights on and support the growth of businesses;
- Invested GH¢25.3 billion to facilitate the repositioning of the financial sector and enhance its ability to assist business operations. To date, the Development Bank Ghana has facilitated GH¢1 billion in competitive financing for the private sector, and GIRSAL continues to mitigate risks in the agriculture sector;
- Supported 100,000 young graduates to secure workplace experience and employment by investing GH¢2.4 billion in NABCO;
- Invested GH¢7.1 billion to build road and transport infrastructure to improve connectivity and productivity;
- Invested GH¢541.5 million in 169 1D1F enterprises to scale-up value-addition and provided 140,000 additional jobs; and
- Created over 2.3 million jobs in the private and public sectors (approximately 900,000 in the private sector and 1.4 million in the public sector).

36. Mr. Speaker, capital spending is equally important to the future of our country, consequently we mobilised and deployed resources to:

- Expand the railway network, including connecting Tema to Mpakadan to promote trade on the Eastern Corridor;
- Construct 12 fish landing sites and two (2) fishing harbours at a cost of GH¢19.5 million to promote the fishery-based livelihoods of our coastal folks;
- Improve community infrastructure by investing GH¢2.2 billion into over 2,000 projects under the IPEP initiative;
- Promote inner city development by spending GH¢190.3 million under the Zongo Development Fund; and
- Expanded and improved the road network by investing about GH¢16 billion. Recording the most kilometers of roads and interchanges done in our history.

37. Mr. Speaker, we also invested GH¢1.7 billion in the National Identification Scheme to ensure that 17.5 million eligible Ghanaians acquire security-sensitive ID Cards. This has laid the foundation for a prosperous future where digitalisation provides more convenience, introduces an added layer of efficiency in delivering public services, and enhances our ability to safeguard our national interests.

38. Mr. Speaker, I want to stress at this juncture that GHANA HAS PAID ITS DUES, HAS TURNED THE CORNER, AND GETTING BACK ON TRACK. Despite these successes, we have to do more to reinforce our stability and guarantee decent jobs with good pay for the young people. As such, through the 2024 Budget, we will deliver even more investment across the real sector to place our economy on a firm growth trajectory that will create more jobs, safeguards our climate prospects and deeply entrench Ghana as the seed country for Africa's development renaissance.

39. Mr. Speaker, we will continue to invest in on-going projects, and on the external front, we will conclude negotiations with the Official Creditor Committee to ensure that work on eligible externally funded projects resume.

40. We will, through the Ghana Mutual Prosperity Dialogue, be intentional about collaborating with the private sector and our development partners to support local businesses attract FDI and enhance the economic prospects of our people.

41. Indeed, given the potential to upscale and the multiplier effects that our small and medium-sized businesses possess, Government intends to scale up support to young entrepreneurs and fledgling businesses, with a singular aim to create sustainable jobs across all communities. In this view the Ministry has teamed up with MIDA and in committing GH¢1 billion to ensure that our Enclave project for import substitution is successful.

42. Mr. Speaker, I am happy to announce that YEA is about concluding negotiation with CCI, the business process outsource (BPO) operator in sub-Saharan Africa for the establishment of a call centre that can see the direct creation of 20,000 local jobs for our young graduates. Office space has already been secured. Our goal is to realise Ghana's potential to become a global BPO powerhouse, employing over 250,000 Ghanaians over the next few years. Ultimately, our ambition remains to build an entrepreneurial nation and create an additional minimum of 1 million jobs for the Ghanaian youth over the near-term. We have done this before with 2 million jobs in years, but we must move faster.

43. Mr. Speaker, we are also positioning a generation of Ghanaians to secure our leadership in the global arena. Today, our country hosts the headquarters of the AfCFTA. We also have a privileged position in leading the climate change charge. As the agreed host of the Climate Vulnerable Forum (CVF) Secretariat, we are galvanising the coalition of 68 nations and 1.7 billion people to shape the climate discourse and secure resources for a just energy transition.

44. Mr. Speaker, that is the promise of this Budget. And we will keep our eyes firmly fixed on the future and build lasting prosperity for this and the next generation. Mr. Speaker, as members recall, we came into government in 2017, in a period of despondency and meagre resources of 2 fish and 5 loaves. Today, we can only marvel at how far the Lord has multiplied our resources.

45. I will now proceed to update the House on the macro-fiscal performance of the economy.

SECTION TWO: GLOBAL ECONOMIC DEVELOPMENTS AND OUTLOOK

46. Global economic recovery remains sluggish primarily due to a confluence of setbacks, including the lingering effects of the pandemic, Russia's invasion of Ukraine, and the increasing cost of living across many economic blocs. The disruptions in energy and food markets caused by the conflict, and efforts to combat record-high inflation through tightening global monetary conditions, have considerably slowed down economic activity globally.

47. According to the International Monetary Fund's October 2023 World Economic Outlook (WEO), global economic growth is anticipated to decelerate from 3.5 percent in 2022 to 3.0 percent in 2023 and, at best, to 2.9 percent in 2024. These projections are noticeably lower than the pre-pandemic historical average of 3.8 percent from 2000 to 2019. Projections of 3.1 percent global growth over the medium term are the lowest in decades, and the prospects for countries to achieve higher living standards are rather weak.

48. In the case of Advanced Economies, growth is expected to slowdown from 2.6 percent in 2022 to 1.5 percent in 2023, and further down to 1.4 percent in 2024. This is influenced by weaker growth in the G7 Group of countries (particularly Canada, France, Germany, Italy, and the UK), the Euro Area and Korea in 2023.

49. For Emerging Markets and Developing Economies (EMDEs), despite showing signs of economic resilience earlier in the year and making progress in reducing headline inflation, a complete return to pre-pandemic growth paths seems unattainable. Additional factors hampering the recovery include the effects of necessary monetary policy tightening to control inflation, reduced fiscal support due to high debt levels, and the impact of extreme weather events. EMDEs are expected to experience a modest decline in growth, moving from 4.1 percent in 2022 to 4.0 percent in both 2023 and 2024, with a downward revision of 0.1 percentage point in 2024, primarily due to a property sector crisis in China.

Table 1: Global Economic Growth Rates for Selected Countries (%)

S/N	REGION/COUNTRY	2018	2019	2020	2021	2022	2023	2024
	WORLD	**3.6**	**2.8**	**-2.8**	**6.3**	**3.5**	**3.0**	**2.9**
1	**ADVANCED ECONOMIES**	**2.3**	**1.7**	**–4.2**	**5.6**	**2.6**	**1.5**	**1.4**
1.1	United Kingdom	1.7	1.6	-11.0	7.6	4.1	0.5	0.6
1.2	USA	2.9	2.3	-2.8	5.9	2.1	2.1	1.5
1.3	Euro Area	1.8	1.6	-6.1	5.6	3.3	0.7	1.2
1.4	Korea Republic	2.9	2.2	-0.7	4.3	2.6	1.4	2.2
1.5	Japan	0.6	-0.4	-4.2	2.2	1.0	2.0	1.0
2	**EMERGING MARKETS & DEVELOPING ECONOMIES**	**4.6**	**3.6**	**-1.8**	**6.9**	**4.1**	**4.0**	**4.0**
2.1	Brazil	1.8	1.2	-3.3	5	2.9	3.1	1.5
2.2	Russia	2.8	2.2	-2.7	5.6	-2.1	2.2	1.1
2.3	India	6.5	3.9	-5.8	9.1	7.2	6.3	6.3
2.4	China	6.8	6.0	2.2	8.4	3.0	5.0	4.2
3	**AFRICA**	**3.5**	**3.3**	**-1.7**	**4.8**	**3.9**	**3.2**	**3.8**
3.1	**SUB-SAHARAN AFRICA**	**3.3**	**3.2**	**-1.6**	**4.7**	**4.0**	**3.3**	**4.0**

S/N	REGION/COUNTRY	2018	2019	2020	2021	2022	2023	2024
3.1.1	Ethiopia	7.7	9.0	6.1	6.3	6.4	6.1	6.2
3.1.2	South Africa	1.6	0.3	-6.0	4.7	1.9	0.9	1.8
3.1.3	Rwanda	8.5	9.5	-3.4	10.9	8.2	6.2	7.0
3.1.4	Kenya	5.7	5.1	-0.3	7.6	4.8	5.0	5.3
3.1.5	Mauritius	4.0	2.9	-14.6	3.4	8.7	5.1	3.8
3.2	**ECOWAS**	**3.3**	**3.6**	**-0.6**	**4.4**	**3.9**	**3.3**	**4.1**
3.2.1	Ghana	6.2	6.5	0.5	5.1	3.1	1.2	2.7
3.2.2	Nigeria	1.9	2.2	-1.8	3.6	3.3	2.9	3.1
3.2.3	Ivory Coast	4.8	6.5	1.7	7.0	6.7	6.2	6.6

Source: IMF, AfDB, GSS, & MoF

50. The IMF's October 2023 Regional Economic Outlook for Sub-Saharan Africa indicates that the contagion effects of developments within the region have resulted in a projected slowdown in the region's growth for the second year in a row to 3.3 percent in 2023, from 4.7 percent in 2021 and 4.0 percent in 2022. The region is, however, expected to recover in 2024, with growth bouncing back to 4.0 percent, propelled by a pickup in four-fifths of the countries in the region, spearheaded by relatively strong performances in non-resource-intensive countries.

51. Macroeconomic imbalances are also improving, evidenced by falling inflation in most parts of the region, and public finances are gradually assuming sustainable footing. However, a slowdown in reform efforts, a rise in political insecurity within the region, or external downside risks (including China slowing down) could undermine growth.

Global Inflation

52. Global inflation (CPI-based average annual) is expected to gradually decline because of monetary tightening and declining international commodity prices. Global inflation is projected to fall from its peak of 8.7 percent in 2022 to 6.9 percent in 2023 and 5.8 percent in 2024 as shown in Table 2.

53. Inflation in Advanced Economies is expected to drop from 7.3 percent in 2022 to 4.6 percent in 2023 and further decline to 3.0 percent by 2024. Significant declines in headline inflation in the United Kingdom (from 9.1 in 2022 percent to 7.7 percent in 2023), Euro area (from 8.4 percent in 2022 to 5.6 percent in 2023), and the United States (from 8.0 percent in 2022 to 4.1 percent in 2023) largely account for the projected decline in inflation in Advanced Economies bloc in 2023.

54. Inflation in Emerging Markets and Developing Economies is expected to fall from 9.8 percent in 2022 to 8.5 percent in 2023 and further down to 7.8 percent in 2024.

Table 2: Global CPI-based Inflation for Selected Countries (average annual % change)

S/N	REGION/COUNTRY	2018	2019	2020	2021	2022	2023	2024
	WORLD	**3.6**	**3.5**	**3.2**	**4.7**	**8.7**	**6.9**	**5.8**
1	**ADVANCED ECONOMIES**	**2.0**	**1.4**	**0.7**	**3.1**	**7.2**	**4.6**	**3.0**
1.1	United Kingdom	2.5	1.8	0.9	2.6	9.1	7.7	3.7
1.2	USA	2.4	1.8	1.2	4.7	8.0	4.1	2.8
1.3	EURO Area	1.8	1.2	0.3	2.6	8.4	5.6	2.7
5.1	Korea Republic	1.5	0.4	0.5	2.5	5.1	3.4	2.3
1.5	Japan	1.0	0.5	0.0	-0.2	2.5	3.2	2.9

S/N	REGION/COUNTRY	2018	2019	2020	2021	2022	2023	2024
2	**EMERGING MARKETS & DEVELOPING ECONOMIES**	5.0	5.1	5.1	5.9	9.8	8.5	7.8
2.1	Brazil	3.7	3.7	3.2	8.3	9.3	4.7	4.5
2.2	Russia	2.9	4.5	3.4	6.7	13.8	5.3	6.3
2.3	India	3.4	4.8	6.2	5.5	6.7	5.5	4.6
2.4	China	2.1	2.9	2.4	0.9	1.9	0.7	1.7
3	**AFRICA**	11.0	9.2	10.8	13.0	14.2	15.1	9.5
3.1	**SUB-SAHARAN AFRICA**	8.3	8.2	10.1	11.0	14.5	15.8	13.1
3.1.1	Ethiopia	13.8	15.8	20.4	26.8	33.9	29.1	20.7
3.1.2	South Africa	4.6	4.1	3.3	4.6	6.9	5.8	4.8
3.1.3	Rwanda	1.4	2.4	7.7	0.8	13.9	14.5	6.0
3.1.4	Kenya	4.7	4.7	5.3	6.1	7.6	7.7	6.6
3.1.5	Mauritius	3.2	0.5	2.5	4.0	10.8	7.8	6.5
3.2	**ECOWAS**	**9.3**	**8.1**	**10.2**	**12.7**	**17.0**	**20.9**	**17.2**
3.2.1	Ghana	9.8	7.1	9.9	10.0	31.9	42.2	23.2
3.2.2	Nigeria	12.1	11.4	13.2	17.0	18.8	25.1	23.0
3.2.3	Ivory Coast	0.6	0.8	2.4	4.2	5.2	4.3	2.3

Source: IMF, AfDB, GSS, & MoF

55. In Sub-Saharan Africa, inflation is decreasing, albeit still at historically high levels. According to recent available data, over 40 percent of countries have consistently witnessed a decline in inflation for at least two months. On average, countries with flexible exchange rate regimes have experienced stronger inflation pressures compared to countries operating fixed exchange regimes. As at July 2023, nearly one-third of the region's economies still had inflation rates in double digits.

56. Inflation in SSA is anticipated to rise from 14.5 percent in 2022 to 15.8 percent in 2023 before it drops to 13.1 percent in 2024.

World Commodity Prices

57. In an already volatile environment, the recent Middle East conflict has further heightened geopolitical uncertainties in world commodity markets. Prior to the outbreak of the conflict, deliberate reductions in oil supplies by OPEC+ producers had driven energy prices up by 9 percent in the third quarter of 2022.

58. The impact of the war on commodity prices has been relatively restrained. Prices of oil and gold have seen moderate increases, while most other commodity prices have remained comparatively steady. However, historical patterns suggest that an escalation of the conflict presents a significant risk that could result in a sharp surge in oil and other commodity prices.

59. World market price developments for Ghana's three top export commodities—gold, cocoa beans, and crude oil— from 2017 to 2022 and the forecast for 2023, 2024, and 2025 are presented in Table 3.

Table 3: Global Price Trends of Ghana's Top Export Commodities

Year	Gold US$/oz	Cocoa Beans US$/mt	Crude Oil US$/bbl
2017	1,257.56	2,029.41	54.39
2018	1,269.23	2,293.77	71.07
2019	1,392.50	2,340.82	64.03
2020	1,770.25	2,369.86	42.30
2021	1,800.00	2,430.00	70.44
2022	1,801.00	2,390.00	99.80
2023(f)	1,800.00	3,200.00	84.00
2024(f)	1,900.00	2,900.00	81.00
2025(f)	1,700.00	2,870.00	80.00
2017 - 2022	**1,548.42**	**2,308.98**	**67.01**

Source: World Bank Commodity Markets Outlook, Oct-2023

Crude Oil Prices

60. Since the onset of the recent conflict in the Middle East, the Brent crude oil price has risen by 6 percent, with analysts predicting a protracted volatility in price.

61. Oil prices have experienced fluctuations since March 2023, primarily driven by changing expectations for global economic growth, tight monetary policies in advanced economies, and OPEC+ oil production cuts. Prices decreased in April and remained relatively stable in May and June as concerns about a potential global recession resurfaced after major banks faced difficulties. By mid-October 2023, the Brent price had fallen by 23 percent to US$92.4 per barrel from its peak of US$120 per barrel in June 2022.

62. Since the Commodity Markets Outlook's April edition, the projection for the price of Brent crude oil has remained unchanged. It is projected to average US$84 per barrel in 2023 and US$81 per barrel in 2024.

Figure 1: Brent Crude Oil Prices (US$/barrel)

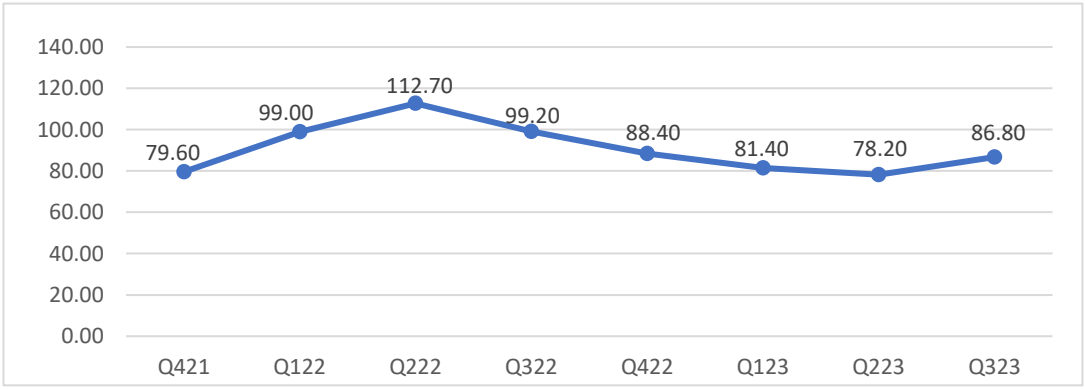

Gold Prices

63. In the third quarter of 2023, gold prices experienced a 3 percent decline, primarily influenced by the strength of the U.S. dollar and the anticipation of prolonged higher interest rates. Nevertheless, these prices demonstrated resilience, driven by robust demand for the commodity both for safe-haven investment and as inputs for the ornaments industry, despite significant growth in supply and increased mine production during the first half of the year.

64. Gold prices are projected to average US$1,900 per troy ounce in 2024, reflecting a 6 percent increase compared to 2023, although they are expected to recede in 2025 as concerns regarding inflation and recession subside.

Figure 2: Brent Crude Oil Prices (US$/barrel)

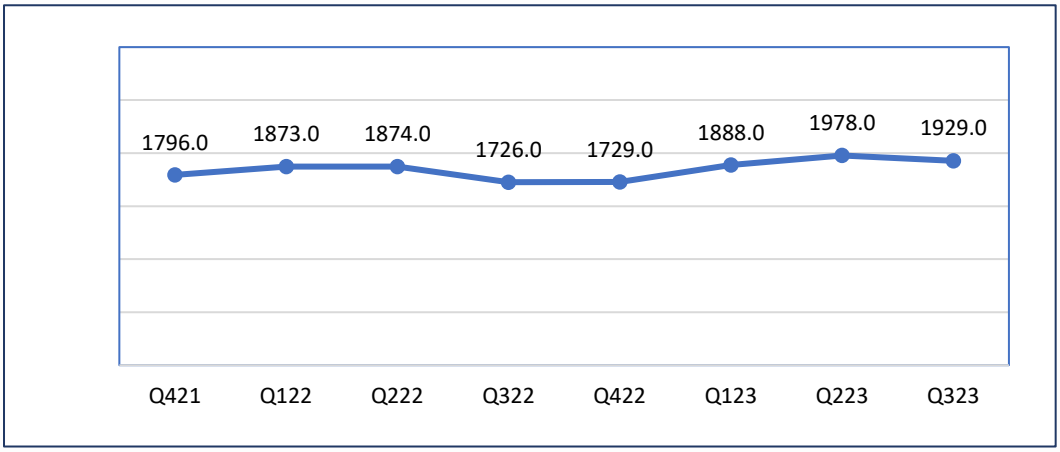

65. In the past, gold prices have experienced significant increases during episodes of geopolitical instability, including conflicts. Should a more extensive conflict erupt in the Middle East, it is probable that gold prices will rise even further from their already elevated levels, as investors turn to safe-haven assets in response to the heightened uncertainty.

Cocoa Beans Prices

66. According to the International Cocoa Organization's (ICCO) monthly Cocoa Market Report for September 2023, global cocoa production is expected to fall by 6.8 percent to 4.890 million metric tons, primarily due to a projected fall of nearly 10 percent in Africa. When compared to the prior quarter, cocoa prices increased significantly by about 16 percent in the third quarter of 2023. Numerous variables, including severe rains that forced Côte d'Ivoire, the world's largest cocoa exporter, to ship less than anticipated, are responsible for this surge. After a projected surge of about 34 percent this year, it is anticipated that cocoa prices will drop by 9 percent in 2024 due to improvements in global cocoa supplies.

Figure 3: Cocoa Prices

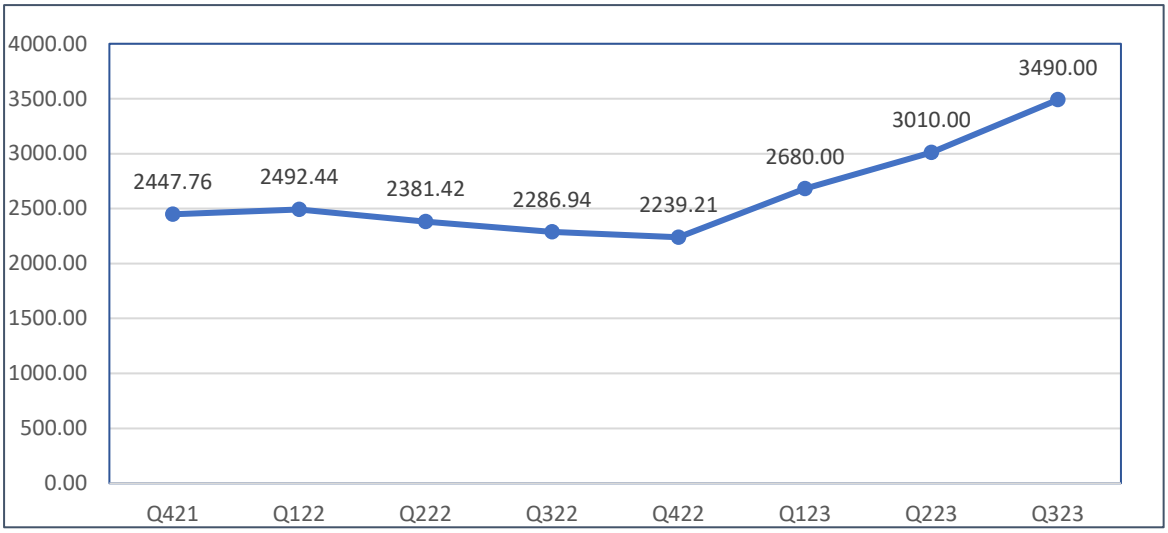

Global Financing Conditions

67. Mr. Speaker, the arduous global financing conditions occasioned by a series of global market shocks persisted in 2023, albeit with marginal resilience in the early part of the year. Due to weak near-term inflation expectations, global inflation remains largely sticky above pre-pandemic levels. Also, the global economy witnessed significant erosion in fiscal buffers, which have exacerbated the underlying debt portfolio worldwide. Others include the persistent hikes in crude oil prices, global supply chain disruptions, soaring global interest costs, and tightening global policy rates. These have all culminated in a relatively weak financing environment.

68. Mr. Speaker, as witnessed in 2022, the global financing condition was significantly tight and financing cost was high, making it expensive for emerging economies to access the international capital market. In 2023, though the pace of interest rate rise is not as high as in 2022, it was predicted to decline marginally. Given this, the instability in the global bond market has persisted in 2023. As at end-October 2023, the US 10-year benchmark borrowing cost climbed above 5 percent for the first time in 16 years. Despite the growth momentum in the US, many large investors have predicted that benchmark US borrowing costs may possibly remain high in the near-term as inflationary pressures continue to mount. Given the uncertainty around the US market, the Financial Times (FT) has concluded that "Investors are warning governments to expect much higher borrowing costs over the coming years, in a shift that will pinch public finances and constrain countries' ability to respond to crises".

69. Mr. Speaker, the situation in the Euro area is not different from happenings in the US Market, despite their economies enjoying lower interest rates for many years. For instance, Germany's Government Bond Yield, which used to be negative, has increased steadily, with its 10-year bond yield around 3.0 percent at end-September 2023, the highest since June 2011.

70. Mr. Speaker, these developments in the advanced economies have culminated in a rather weak financing environment and have impacted negatively on emerging markets' performance. Due to the inaccessibility of the international capital market for many Emerging Economies (EMs), including Africa, most EMs are now shifting

from foreign finance to domestic sources at relatively high cost and are crowding out private sector investments. If this situation persists for an extended period, borrowing costs are likely to bear down on economic growth.

71. Mr. Speaker, according to the October 2023 World Economic Outlook, the frailty of the global financing condition is expected to result in lower-than-expected global growth, from 3.5 percent in 2022 to 3.0 percent by the end of 2023. Growth in advanced economies is expected to slow down to around 1.5 percent in 2023 from 2.6 percent in 2022, largely due to the loss of growth momentum in the Euro area and countries such as Canada and the U.S. The reduction in emerging markets and developing countries is projected to be modest, from 4.1 percent in 2022 to 4.0 percent in 2023, reflecting largely China's property sector crisis, albeit muted by the improved prospects in Brazil and Russia.

72. Mr. Speaker, though hard currency fund flow in EMs is still negative, there have been some improvements in 2023, compared to 2022. According to the 6th November 2023 Goldman Sachs Market update report, EMs hard currency fund flow dynamics continue to experience high withdrawals, recording a negative fund flow of US$21.9 billion as at 3rd November 2023. The fund flow as of 11th November 2022 was also negative at US$31.0 billion. However, there is an improvement in investor performance, with about 89 percent of EMs hard currency fixed-income investors having positive returns in 2023YTD, compared to 97 percent recording negative returns in 2022YTD.

73. Mr. Speaker, the global financing condition has further been undermined by other factors, including a large reduction in savings across the globe. Savings that supported consumption in many countries during the pandemic era have dwindled, especially in advanced nations. The decrease in saving levels and tighter credit conditions have made it difficult for households to meet the high cost of living fully. Also, the persistent slowdown in global manufacturing have reinforced concerns over the global financing condition as well as the looming real estate crises in China. The slowdown has particularly been pronounced in industrial production, investments, and international trade, reflecting the on-going geopolitical uncertainties. The other concern relates to the erosion of gains from tourism boost and weaker growth in services in economies that previously enjoyed a stronger rebound.

74. Mr. Speaker, a significant credit squeeze led to an increase in the borrowing cost, resulting in tightening in the global financing conditions. Deterioration in the global economy also resulted in many sovereigns suffering credit rating downgrades. Many debt markets are reeling from the impact of tighter monetary policies instituted to ameliorate the souring inflation regime. International bond markets have performed poorly with rising sovereign bond yields. These developments have negatively impacted on the cost of borrowing of many sovereigns. Not only have the borrowing costs increased significantly, but the international capital market has also been shut to many economies, particularly emerging markets.

75. Mr. Speaker, rising government bond yields have persisted globally as central banks withdraw pandemic-era monetary policy support. Aggressive interest rate hikes to tame inflation have tightened financial conditions broadly, raising the returns demanded on various assets. With policy uncertainty looming and economic weakness signals emerging, risk premiums have been factored into higher yields on corporate debt, equities, and emerging market instruments as well. At the same

time, souring inflation has eroded purchasing power while volatility has increased, prompting portfolio rebalancing into high-yielding instruments. Hence, the hiking rate cycle and deteriorating macro backdrop have generally contributed to a rising yield environment across fixed-income, equity, and capital markets. This has created a more expensive climate for new issuances and debt servicing across diverse securities.

76. Mr. Speaker, the evolving geopolitical situation and the cyclical nature of the world's monetary and fiscal challenges may further impact negatively on global financing conditions, at least in the near-term.

ECOWAS Sub-Region: Macroeconomic Developments

77. Following the devastating effect of the COVID-19 pandemic, the macroeconomic policy thrust in the ECOWAS sub-region in 2022 mainly focused on strengthening and sustaining the recovery process that commenced in 2021. Consequently, policy interventions were directed at fiscal consolidation, increased government investments, and technological innovation, while also protecting vulnerable households, amongst other priorities.

78. However, heightened inflationary pressures, largely emanating from the Russia-Ukraine war, and the lingering adverse economic consequences of the COVID-19 pandemic, have led to supply-chain disruptions and rising food and energy prices, which negatively impacted the recovery process in the sub-region.

Economic Growth

79. Growth in the region was estimated at 3.9 percent in 2022, down from 4.4 percent in 2021, occasioned by the disruption of economic activity in the region due to global economic headwinds, insecurity, and tighter monetary condition. Considered along monetary zones, economic growth in both the WAMZ and the WAEMU also reflected the global economic and regional challenges.

80. In the WAMZ, growth was estimated at 3.3 percent in 2022 against 3.9 percent in 2021. Similarly, in the WAEMU, growth slowed from 6.0 percent in 2021 to 5.6 percent in 2022 and projected to reduce further to 5.2 percent in 2023. Except for Cabo Verde, Guinea, Mali, and Niger, all countries in the ECOWAS Community recorded lower growth rates in 2022 relative to 2021.

Fiscal, Monetary and External Developments

81. The aggregate fiscal deficit including grants increased to 6.1 percent of GDP in 2022 from 6.5 percent in 2021. Excluding grants, the deficit rose to 5.8 percent of GDP in 2022 from 5.0 percent of GDP in 2021. The deterioration in the fiscal position occurred against the background of the rising debt servicing cost following the hikes in domestic and external interest rates as well as increase in transfers and relief supports to critical sectors to cushion the population against the rising cost of living.

82. On the monetary side, most Member Central Banks (Bank of Ghana (BoG), Bank of Sierra Leone (BSL), Central Bank of West African States (BCEAO), Central Bank of The Gambia (CBG) and Central Bank of Nigeria (CBN) tightened monetary policy stance in 2022 to curb the heightened inflationary pressures in the region.

83. Growth in broad money supply in the region moved slightly to 27.6 percent in the 12-month ended December 2022 from 27.4 percent in the corresponding period of

2021, mainly supported by growth of domestic claims, particularly net claims on government (NCG).

84. External sector performance in the Community deteriorated, shaped by developments in the global economy. The current account deficit in ECOWAS reduced to 2.4 percent of GDP from 4.2 percent of GDP in 2021, mainly attributed to developments in the trade balance.

Table 4: ECOWAS Real GDP Growth Rates (% Annual)

S/N	REGION/COUNTRY	2019	2020	2021	2022	2023
1	**ECOWAS**	**3.1**	**-0.6**	**4.4**	**3.9**	**3.3**
2	**WAEMU**	**5.6**	**1.7**	**6.0**	**5.6**	**5.2**
2.1	Benin	6.9	3.8	7.2	6.3	5.5
2.2	Burkina Faso	5.7	1.9	6.9	1.5	4.4
2.3	Cote d'Ivoire	6.2	1.7	7.0	6.7	6.2
2.4	Guinea-Bissau	4.5	1.5	6.4	4.2	4.5
2.5	Mali	4.8	-1.2	3.1	3.7	4.5
2.6	Niger	5.9	3.5	1.4	11.9	4.1
2.7	Senegal	4.6	1.3	6.5	4.0	4.1
2.8	Togo	5.5	2	6.0	5.8	5.4
3	**WAMZ**	**2.7**	**-1.4**	**3.9**	**3.3**	**3.1**
3.1	The Gambia	6.7	0.6	5.3	4.9	5.6
3.2	Ghana	6.5	0.5	5.1	3.1	1.2
3.3	Guinea-Bissau	5.6	1.5	6.4	4.2	4.5
3.4	Liberia	-2.5	-3.0	5.0	4.8	4.6
3.5	Nigeria	2.3	-1.8	3.6	3.3	2.9
3.6	Sierra Leone	5.5	-2.0	4.1	4.0	2.7
4	**Cabo Verde**	**5.7**	**-19.6**	**6.4**	**17.0**	**4.4**

Source: MoF

Inflation

85. During the review period, inflationary pressures heightened in the region, mostly reflecting escalating fuel and food prices and high exchange rate pass-through effects. The average inflation rate in the Community also rose to 17.0 percent from 12.7 percent in 2021.

86. In the WAMZ, end-period inflation remained elevated at 25.2 percent in December 2022, up from 15.1 percent in December 2021. Inflation soared in Nigeria (21.3 percent from 15.6 percent), Ghana (54.1 percent from 12.6 percent), Sierra Leone (37.1 percent from 17.9 percent), The Gambia (13.7 percent from 7.6 percent), and Liberia (9.2 percent from 5.5 percent). Similarly, inflation rose in Cabo Verde to 7.6 percent from 5.4 percent in 2021, mainly due to exchange rate depreciation and rising food and fuel prices.

87. However, end-period inflation moderated to 8.6 percent in December 2022 from 12.5 percent in December 2021 in Guinea, reflecting the strengthening of the domestic currency.

88. End-period inflation in the WAMZ and Cabo Verde are projected to decline to 21.8 percent and 4.3 percent, respectively, in December 2023 with moderation expected in all countries of the zone and Cabo Verde. However, end-period inflation rates are expected to remain in double digits in The Gambia, Ghana, Nigeria, and Sierra Leone in December 2023. It is anticipated to remain in the single digits in Cabo Verde, Guinea, and Liberia in 2023.

Table 5: ECOWAS Consumer Price Inflation (Annual Average)

S/N	REGION/COUNTRY	2019	2020	2021	2022	2023
1	**ECOWAS**	**9.7**	**10.2**	**12.7**	17.0	**20.9**
2	**WAEMU**	**-0.2**	**2.2**	**3.5**	7.0	**4.5**
2.1	Benin	0.5	3.0	1.7	1.4	5.0
2.2	Burkina Faso	-3.2	1.9	3.9	14.1	1.4
2.3	Cote d'Ivoire	1.6	2.4	4.2	5.2	4.3
2.4	Guinea-Bissau	-0.1	1.5	3.3	7.9	7.0
2.5	Mali	-3.3	0.5	3.8	9.7	5.0
2.6	Niger	-2.0	2.9	3.8	4.2	4.6
2.7	Senegal	0.7	2.5	2.2	9.7	6.1
2.8	Togo	0.1	1.8	4.5	7.6	5.0
3	**WAMZ**	**11.7**	**15.1**	**15.1**	25.2	**21.2**
3.1	The Gambia	7.7	5.9	7.4	11.5	17.0
3.2	Ghana	7.9	9.9	10.0	31.9	42.2
3.3	Guinea-Bissau	9.1	1.5	3.3	7.9	8.4
3.4	Liberia	20.3	17.0	7.8	7.6	10.6
3.5	Nigeria	12.0	13.2	17.0	18.8	25.1
3.6	Sierra Leone	13.9	13.4	11.9	27.2	42.9
4	**Cabo Verde**	**1.9**	**0.6**	**1.9**	7.9	**5.2**

2023 Outlook for the Region

89. The macroeconomic prospect for the region in 2023 is a bit positive but weaker compared to 2022. The region's growth is expected to slow down to 3.3 percent due to factors like the Russia-Ukraine war, geopolitical tensions, higher inflation, and tighter financing conditions.

90. This slowdown in growth is likely to occur in an environment of elevated inflation driven by rising food and fuel prices amplified by exchange rates and fiscal pressures experienced in some Member States. The expected average annual inflation rate for the region in 2023 is estimated to be 20.9 percent.

91. The overall fiscal position is predicted to improve, with the budget deficit moderating to 5.1 percent of GDP in 2023. This improvement is attributed to ongoing efforts in fiscal consolidation and the reduction of COVID-induced expenditure. However, public debt vulnerabilities remain a worrying concern due to exchange rate pressures and financing challenges in some Member States. Consequently, the projected public debt-to-GDP ratio at the end of December 2023 is 50.4 percent.

92. The monetary policy of Member Central Banks is expected to be tight, responding to the high inflation caused by increases in food and fuel prices. On the external front, the current account deficit is anticipated to widen, driven by weak exports of primary commodities and increased imports, bills

Summary of the Macroeconomic Convergence

93. Assessment of Member State's compliance with the primary macroeconomic convergence criteria in 2022 revealed that no Member State satisfied all four (4) primary convergence criteria, like the situation in the previous year. The number of Member States that met at least three (3) primary criteria dropped to four (4), namely Benin, Niger, Guinea, and Liberia from eleven (11) in 2021, reflecting poor outturns on the inflation and budget deficit criteria.

94. In terms of the number of Member States that met the criteria on the budget deficit and central bank financing of the budget deficit, performance remained unchanged but worsened with regard to the criteria on inflation and gross external reserves. With respect to the secondary convergence criteria, performance on the nominal exchange rate variation deteriorated, whilst the target on the public debt-to-GDP ratio remained unchanged.

95. The prospects of compliance with the macroeconomic convergence criteria in 2023 appear somewhat unfavourable in view of the high inflationary and budget pressures being experienced in Member States. No Member State is expected to meet all four (4) primary criteria at end-December 2023.

96. On the public debt criterion, performance will remain the same at end-December 2023 as the outturn was in 2022.

97. Performance on average inflation is expected to improve with the projected reduction of prices of essential commodities in the latter half of 2023. Performance on central bank financing of the budget deficit is expected to improve in 2023 as fourteen (14) Member States are expected to meet the target with The Gambia projected to miss the target. With regards to gross external reserves, all Member States are expected to meet the target in 2023 supported by the continued policy efforts by central banks of Member States to increase their reserve buffers with partner support.

Ghana's 1st Half 2023 Performance on Rationalised ECOWAS Convergence Criteria

98. According to the 2023 Half-Year ECOWAS Multilateral Surveillance report, out of the four (4) primary and two (2) secondary rationalised macroeconomic convergence criteria, Ghana met one Primary Criteria, namely the central bank deficit financing criterion as shown in Table 6, however, Ghana is projected to perform better by close of 2023 owing the macroeconomic dividends registered from the many reforms being embarked on.

Table 6: ECOWAS Rationalised Convergence Criteria (June 2023)

No.	Convergence Criteria	Target	Ghana
Primary Criteria			
1	Budget Deficit (Inc. Grants)/GDP	≤ 3%	5.9% (Not Achieved)
2	Inflation (annual average)	≤ 5%	42.5% (Not Achieved)
3	Central Bank Budget Deficit Financing	10%	Zero financing (Achieved)
4	Gross External Reserves	≥ 3 months	2.5 Months (Not Achieved)
Secondary Criteria			
5	Nominal Exchange Rate	± 10%	-22.0% (Not achieved)
6	Public Debt /GDP	≤ 70%	71.9% (Not Achieved)

SECTION THREE: MACROECONOMIC PERFORMANCE FOR JANUARY TO SEPTEMBER 2023

Overview of Macroeconomic Performance

99. Mr. Speaker, based on the available data, I am pleased to present to this august House macroeconomic developments for the first three quarters of 2023, and within the context of the following macroeconomic targets for 2023 set in the 2023 Mid-Year Fiscal Policy Review;
- Overall Real GDP growth of 1.5 percent;
- Non-Oil Real GDP Growth rate of 1.5 percent;
- End-period inflation of 31.3 percent;
- Overall Balance (commitment) of -5.7 percent of GDP;
- Primary Balance (commitment basis) of -0.5 percent of GDP; and
- Gross International Reserves (Excluding oil funds, encumbered assets, and pledged assets) sufficient to cover at least 0.8 months of imports of goods and services by end-2023.

100. Mr. Speaker, provisional data on the performance of the economy for this period show continued momentum towards the turnaround from the turbulent macroeconomics headwinds experienced in 2022.

101. Mr. Speaker, as I indicated during the 2023 Mid-Year Review of Fiscal Policy (MYR), the prompt deployment of strong fiscal and monetary policy measures since 2022 as well as in the first three quarters of 2023 largely accounts for the continued macroeconomic stability and economic recovery that we are experiencing So far, growth in 2023 has been more resilient than earlier expected, inflation has declined in line with the fundamentals, the fiscal and external balances have improved, and the exchange rate has largely stabilised.

102. Mr. Speaker, more specifically:
- Real GDP growth averaged 3.2 percent in first half of 2023 compared to 2.9 percent in same period in 2022, signalling a strong rebound. Robust growth in the Services (avg. 6.3 percent) and Agriculture (avg. 6.2 percent) sectors were the key drivers. It is instructive to note that, the average growth of 3.2 percent for the first two quarters of 2023 is higher than the 2023 Revised growth target of 1.5 percent and this signals the likelihood of exceeding the annual growth target by year-end.
- Price developments indicate that inflation is on a declining path in response to ongoing fiscal consolidation, appropriate tightening of monetary policy, and relative stability in the exchange rate. Headline Inflation declined by 18.9 percentage points, from 54.1 percent in Dec 2022 to 35.2 percent in October 2023. Core inflation, which is a measure of inflation excluding energy and utility prices has also declined sharply from 53.2 percent in December 2022 to 39.0 percent in September 2023.
- The Cedi has stabilized against the US dollar since early 2023 with a year-to-date, cumulative depreciation of 25.7 percent compared to 54.1 percent over the same period in 2022. Specifically, the cedi has only depreciated by 6.4 percent on cumulative basis since February 2023 compared to 53.9 percent over same period in 2022. The stability of the Cedi largely reflects the positive impact from the restoration of economic activity and confidence in the economy, including robust economic growth, improvement in the current account position, improvement in

forex liquidity following IMF ECF inflows, Bank of Ghana's domestic gold purchase programme, and reduced FX demand as market confidence rebounds.

- Gross International Reserves (GIR) stood at US$ 5.0 billion (2.3 months import cover) compared to US$6.3 billion (2.7 months of import cover) at end-2022.
- The current account turned positive at 1.1 percent of GDP at end-June 2023, a significant improvement from a deficit of 2.1 percent of GDP at end-December 2022. Likewise, the trade balance improved to surplus of 2.6 percent of GDP as of end-August 2023, from 0.7 percent of GDP surplus at end-December 2022.
- Though interest rates moderated from December 2022 to the first quarter 2023, they picked up again as T-bills remained the key debt instrument in the debt market after the DDEP. The 91-day Treasury declined from 35.5 percent in December 2022 to 18.5 percent in March 2023, but increased to 29.8 percent as at Monday, 13th November, 2023 on the back of T-bills remaining the main source of domestic financing after the DDEP.
- The Overall budget deficit on commitment basis as of end-August 2023 was 3.0 percent of GDP, outperforming the targeted deficit of 4.6 percent of GDP. The outturn largely reflects improvement in revenue mobilisation and slower execution of expenditure. The corresponding primary balance on commitment basis was a deficit of 0.7 percent of GDP, also outperforming the target deficit of 0.9 percent of GDP.
- Public debt accumulation has slowed down significantly, as Government continued to consolidate its public finances, and also reflects the impact of the domestic debt exchange programme, and the ongoing external debt restructuring. Total public debt has declined from 73.1 percent of GDP at the end of 2022 to 66.4 percent of GDP as of September 2023, reflecting the completion of domestic debt exchange. The completion of external debt restructuring is expected to further improve Ghana's debt situation.

103. Mr. Speaker, the macroeconomic adjustment policies under the IMF-supported PC-PEG, combined with wide-raging reforms and the comprehensive debt exchange programme, are yielding the right outcomes as we see clear signs of economic stabilisation and recovery.

Real Sector Developments

First Half Overall Performance for 2023

104. Mr. Speaker, provisional estimates from the Ghana Statistical Service (GSS) show that the overall real GDP growth rate for the first half of 2023 was 3.2 percent, compared with 2.9 percent for the same period in 2022. The growth of non-oil sector was 3.9 percent over the period, the same as in 2022, as shown in Figure 4.

Figure 4: Real GDP Growth (Oil and Non-Oil)

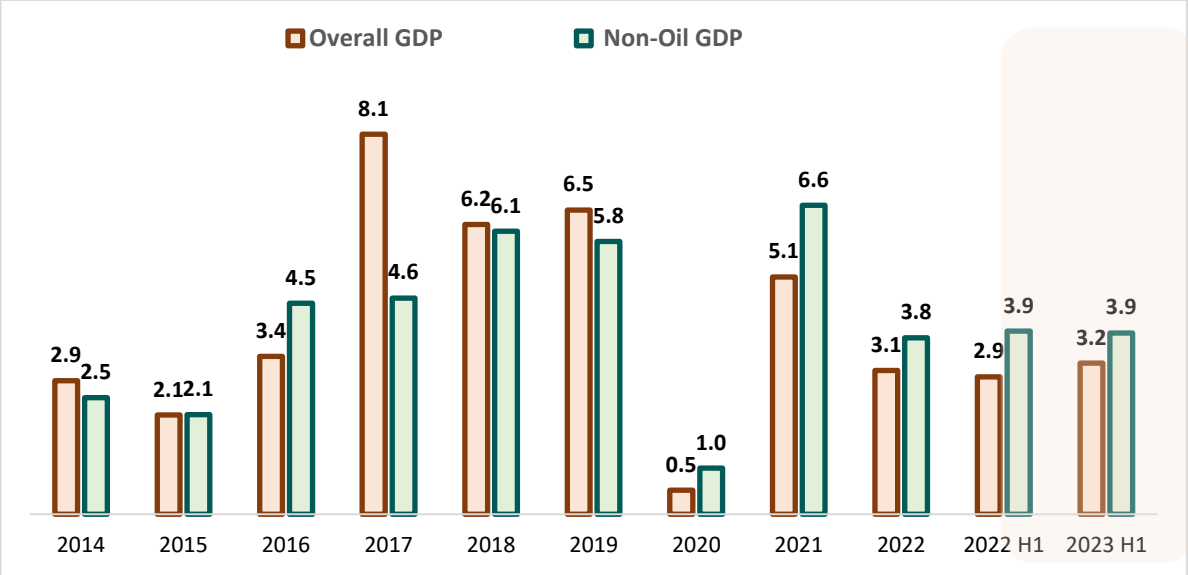

Source: GSS, 2023

Agriculture

105. Mr. Speaker, growth in the Agriculture sector increased from 4.3 percent recorded in the first half of 2022 to 6.3 percent over the same period in 2023. The increased growth was mainly driven by the Crops and Livestock subsectors, which both recorded growth rates of 6.8 percent, compared with 3.8 percent and 5.7 percent, respectively, recorded in the first half of 2022.

106. The Cocoa subsector continued to slow down sharply, recording a growth of 0.4 percent for the first half of the year, compared to 1.6 percent for the same period in 2022. The slowdown in growth can be attributed to unfavourable weather conditions and the cocoa swollen shoot virus disease (CSSVD).

107. The fisheries subsector rebounded strongly from a contraction of 3.3 percent in the first quarter of 2023, to record a healthy growth rate of 12.2 percent in the second quarter, resulting in a growth of 4.9 percent for the first half of 2023. This, however, represents a slowdown, compared with the 15.8 percent recorded over the first half of 2022 (based on growth rates of 26.1 percent and 7.8 percent in the first and second quarters respectively).

Table 7: Growth Performance in Agriculture

No.	Sector/ Subsectors	2017	2018	2019	2020	2021	2022	2022 H1	2023 H1
1	**AGRICULTURE**	**6.2**	**4.9**	**4.7**	**7.3**	**8.5**	**4.2**	**4.3**	**6.3**
1.1	Crops	7.2	5.8	5.3	8.6	8.9	3.8	3.8	6.8
	o/w Cocoa	*9.2*	*3.7*	*5.4*	*1.4*	*10.4*	*0.9*	1.6	0.4
1.2	Livestock	5.7	5.4	5.4	5.4	5.5	5.5	5.7	6.7
1.3	Forestry and Logging	3.4	2.4	-1.7	-9.4	4.4	1.7	-0.4	-1.4
1.4	Fishing	-1.4	-6.8	1.7	14.1	14.2	8.8	15.8	4.9

Source: GSS, 2023

Industry

108. Mr. Speaker, the Industry sector contracted by 2.2 percent in the first half of the year, driven by contractions in all subsectors except Mining and Quarrying. This contrasts with a growth of 1.9 percent for the same period in 2022.

109. Although Mining and Quarrying was the only expanding subsector, registering a growth of 0.6 percent, its performance was still below the 2.0 percent recorded for the same period in 2022. The subsector's performance was based on growth rates of -2.3 percent and 3.5 percent in the first and second quarters respectively. The contraction in the first quarter largely reflected significant declines in oil and gas output in that period.

110. Manufacturing, Electricity, Construction, and Water Supply, Sewerage, Waste Management and Remediation Activities, declined in the first half of 2023 with growth rates of -1.1 percent, -0.7 percent, -8.9 percent, and -4.9 percent, respectively, compared to growth rates of 3.8 percent, 2.4 percent, -1.1 percent and 0.1 percent for the same period in 2022, as shown in Table 8.

Table 8: Growth Performance in Industry

No.	Sector/ Subsectors	2017	2018	2019	2020	2021	2022	2022 H1	2023 H1
2	**INDUSTRY**	**15.6**	**10.5**	**6.4**	**-2.5**	**-0.5**	0.9	**1.9**	**-2.2**
2.1	Mining and Quarrying	30.8	23.3	12.6	-9.2	-12.2	8.1	2.0	0.6
	o/w Oil***	*80.3*	*7.9*	*14.4*	*-4.6*	*-12.6*	*-6.7*	-10.6	-7.2
2.2	Manufacturing	9.5	4.1	6.3	1.9	8.1	-2.5	3.8	-1.1
2.3	Electricity	19.4	5.5	6.0	9.9	7.9	-3.3	2.4	-0.7
2.4	Water and Sewerage	6.1	-3.6	-4.4	2.2	26.0	-4.9	0.1	-4.9
2.5	Construction	5.1	1.1	-4.4	3.1	6.0	-4.0	-1.1	-8.9

Source: GSS, 2023

Services

111. Mr. Speaker, growth in the Services sector in the first half of 2023 was 6.3 percent, compared with 5.0 percent for the same period in 2022. Following the trend in recent years, the Information and Communication subsector recorded the highest growth rate over the period at 23.2 percent compared to 20.1 percent over the same period in 2022. This was followed by Health and Social Work, with a growth of 11.9 percent, compared to 9.3 percent over the same period in 2022. Trade, Repair of Vehicles, Household Goods recorded the only contraction for the period, contracting by 3.6 percent, compared to a growth of 2.2 percent for the same period in 2022. Performance of the sector and subsectors are shown in Table 9.

Table 9: Growth Performance in Services

No.	Sector/ Subsectors	2017	2018	2019	2020	2021	2022	2022 H1	2023 H1
3.0	SERVICES	**3.4**	**2.8**	**7.6**	**0.7**	**9.4**	**5.5**	**5.0**	**6.3**
3.01	Trade; Repair of Vehicles, Household Goods	8.2	2.8	3.7	-2.9	6.3	1.3	2.2	-3.6
3.02	Hotels and Restaurants	7.6	3.2	6.0	-37.0	4.7	-1.0	-0.7	2.3
3.03	Transport and Storage	8.9	1.1	4.3	4.1	7.2	4.7	4.1	6.6
3.04	Information and communication	4.2	13.1	46.5	21.5	31.7	19.7	20.1	23.2
3.05	Financial and Insurance Activities	-17.7	-8.2	1.6	9.3	2.4	5.7	4.3	4.3
3.06	Real Estate	3.8	-6.5	19.9	11.7	8.9	-7.6	-4.6	4.8
3.07	Professional, Administrative & Support Service activities	2.9	0.3	5.1	-6.2	10.8	-10.9	-11.4	4.5
3.08	Public Administration & Defence; Social Security	4.2	4.3	3.7	10.0	25.5	6.1	2.4	8.3
3.09	Education	6.3	3.9	9.4	7.8	-3.9	10.2	9.0	7.3
3.1	Health and Social Work	14.1	22.6	10.4	5.9	7.6	9.2	9.3	11.9
3.11	Other Service Activities	5.3	3.1	2.6	-17.2	11.1	-1.3	1.1	5.8

Source: GSS, 2023

Summary of 2023 Sectoral Quarterly Real GDP Growth Rates

112. Mr. Speaker, a summary of the 2023 sectoral quarterly and half-year growth rates is provided in Table xx below:

Table 10: Summary of 2023 Sectoral Quarterly Real GDP Growth Rates (Percent)

S/N	Sector/Subsectors	2023 Q1*	2023 Q2**	2023 H1
1.0	Agriculture	6.4	6.0	6.3
2.0	Industry	-2.6	-1.9	-2.2
3.0	Services	6.3	6.3	6.3
4.0	**Overall GDP**	**3.3**	**3.2**	**3.2**
5.0	**Non-Oil GDP**	**4.4**	**3.2**	**3.9**

**Revised*
***Provisional*
Source: GSS, 2023

Structure of the Economy in the First Half of 2023

113. Mr. Speaker, the structure of the economy remained unchanged from previous years. The Services sector continued to have the largest share in the distribution of nominal output. The sector accounted for a share of 46.1 percent in the first half of 2023, compared with 45.7 percent over the same period in the preceding year.

114. As shown in Figure 5, the share of the Agriculture sector increased marginally from 21.1 percent in the first half of 2022 to 21.4 percent in the first half of 2023, while that of Industry decreased from 33.2 percent to 32.5 percent over the same period.

Figure 5: Sectoral Distribution of Nominal GDP

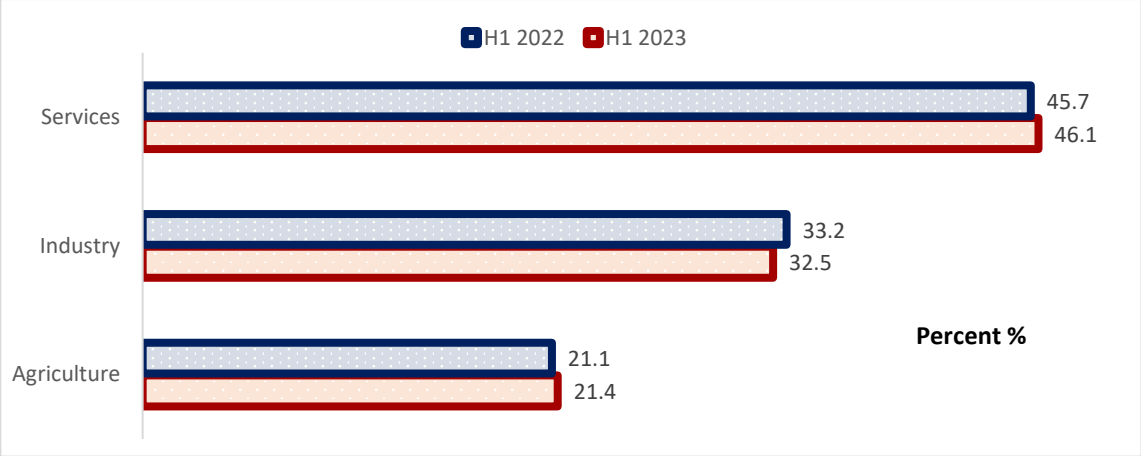

Source: GSS, 2023

Price Developments

115. Mr. Speaker, prices have steadily trended downwards since the start of 2023. From the peak of 54.1 percent in December 2022, headline inflation has declined to 35.2 percent in October 2023 on the back of a tight monetary policy stance, relative exchange rate stability and favourable base drifts. The decline has been broad-based with both non-food and food inflation easing. Food inflation has dropped to 44.8 percent in October 2023 from 59.7 percent in December 2022, and non-food inflation

has dropped by 22.2 ppts to 27.7 percent from 49.9 percent over the same comparative period. In the same direction as headline inflation, all the core inflation measures have also trended downwards. The Bank of Ghana's core inflation measure, which excludes energy and utility, has declined to 39.0 percent in September 2023 from 53.2 percent in December 2022, indicating easing underlying inflationary pressures.

Figure 6: Headline Inflation (Year-on-Year, %)

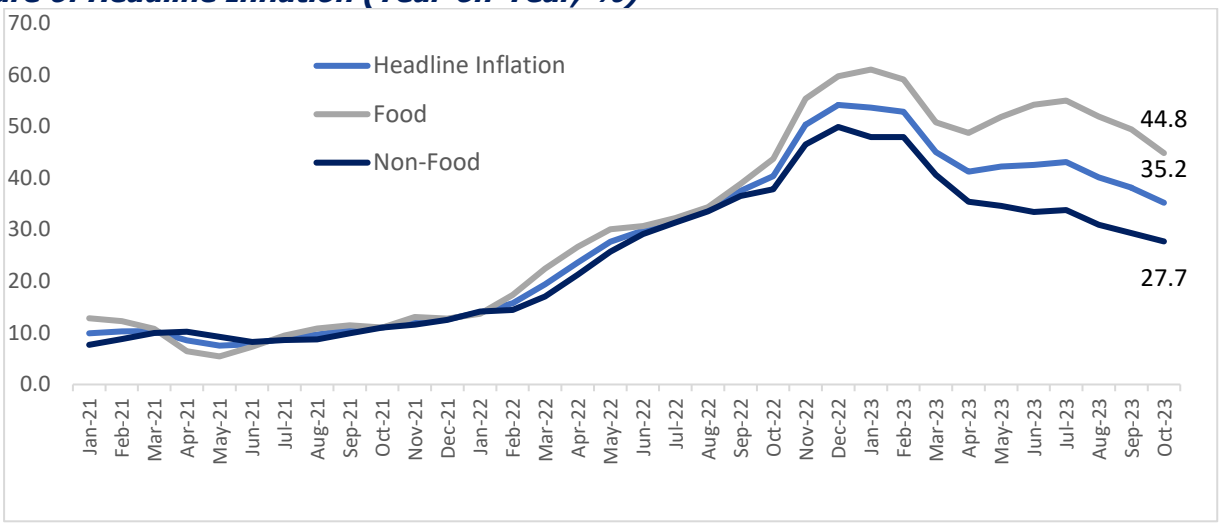

Source: GSS, 2023

Monetary Aggregates and Credit Developments

116. Mr. Speaker, developments in monetary aggregates in September 2023 showed sustained growth in broad money supply (M2+) on year-on-year basis. M2+ recorded an annual growth of 36.8 percent in September 2023 compared with 28.5 percent growth in September 2022. The higher growth in M2+ was mainly on account of significant increase in both the Net Foreign Assets (NFA) and the Net Domestic Assets (NDA) of the depository corporations' sector. The expansion in the NFA largely reflected a net build-up in foreign assets and contraction in foreign liabilities of Deposits Money Banks' (DMBs) assets, as well as improved net position of the Central Bank with the non-resident sector. Growth in the NDA was mainly driven by increased investments in short-term Government of Ghana securities and Bank of Ghana bills by DMBs.

117. Mr. Speaker, outstanding credit to the private and public sectors declined sharply during the review period, due to increased risk aversion of banks, partially induced by the impact of the Domestic Debt Exchange Programme (DDEP) on banks' balance sheet. Annual growth rate in total outstanding credit decreased to 2.8 percent in September 2023 from 41.7 percent in September 2022. As at the end of September 2023, total outstanding credit stood at GH¢72,916.68 million compared with GH¢70,909.31 million, recorded in the corresponding period in 2022. Of the total outstanding credit, private sector credit recorded a moderate growth of 4.4 percent in September 2023 relative to 42.3 percent growth in September 2022. In real terms, private sector credit contracted by 25.5 percent compared with a 3.0 percent growth a year earlier, reflecting sustained price pressures.

Interest Rate Developments

118. Mr. Speaker, interest rates showed mixed trends across the spectrum of short to medium-term instruments. The 91-day and 182-day Treasury bill rates respectively decreased to 28.20 percent and 29.84 percent, in September 2023 from 29.65 percent and 30.94 percent in the corresponding period of 2022. In contrast, the rate on the 364-day instrument increased to 32.29 percent in September 2023 from 30.24 percent in September 2022. Coupon rates on the pre-DDEP bonds remained relatively stable due to discontinuation of the issuance of these bonds during the review period. However, the DDEP bonds recorded significant increase in yields relative to the coupon rates in March 2023, when these bonds were first issued.

119. The interbank weighted average rate increased to 27.31 percent in September 2023 from 22.05 percent in September 2022, in tandem with increases in the monetary policy rate and the cash reserve ratio, over the comparative period. Consequently, retail rates have adjusted upwards, inducing the average lending rates of banks which increased to 32.48 percent in September 2023 from 29.81 percent recorded in the corresponding period of 2022.

120. The key stock market performance indicator, the GSE Composite Index (GSE-CI) registered a year-on-year gain of 28.95 percent (712.23 points) in September 2023, compared to a loss of 13.84 percent (-395.17 points) in the corresponding period of 2022. The GSE-CI performance improved partly on the back of improved demand for equities driven by the shocks to bond prices on account of DDEP.

Banking Sector Developments

121. Mr. Speaker, the banking sector has remained sound with growth in assets, deposits, and advances despite the lingering effects of the domestic debt restructuring exercise and challenging operating macroeconomic environment. Total assets of the banking industry stood at GH¢250.7 billion as at end-September 2023, representing a year-on-year growth of 14.9 percent from GH¢218.1 billion in September 2022. The growth in the industry's assets was reflected by increases in deposits and borrowings during the review period. Deposits grew by 33.2 percent year-on-year to GH¢195.5 billion as at end-September 2023, higher than the 28.9 percent growth recorded in September 2022. The higher growth in deposits reflected both increases in domestic currency deposits mobilisation, as well as the revaluation effect of foreign currency denominated deposits. Credit growth moderated, broadly reflecting the tightened credit stance. Gross loans and advances grew by 2.8 percent year-on-year to GH¢72.9 billion as at end September 2023, compared to 41.7 percent growth a year earlier.

122. Mr. Speaker, the industry's Financial Soundness Indicators (FSIs) recorded mixed trends during the period under review. The Capital Adequacy Ratio (CAR) adjusted for regulatory reliefs, was 13.8 percent in September 2023, higher than the revised prudential minimum of 10 percent, but lower than 16.4 percent in September 2022. The decline in the CAR was attributed to the losses incurred by banks on their investments following the DDEP (Phase I).

123. Asset quality weakened during the period under review, reflected by the pickup in the Non-Performing Loans (NPL) stock relative to the growth in total loans during the reference period. The NPL ratio rose to 18.0 percent in September 2023, from 14.1 percent in September 2022. Adjusted for the fully provisioned loan loss category, the industry's NPL ratio went up to 6.7 percent from 3.5 percent during

the same review period. The industry recorded a profit after tax growth of 43.8 percent to GH¢6.2 billion in September 2023 compared to a growth of 19.5 percent in September 2022.

2023 Equities Market Performance

124. Mr. Speaker, the Ghana Stock Exchange's equities market main index—GSE Composite Index (GSE-CI) recovered strongly from the previous year to close the period with a year-to-date gain of 27.9 percent, making it the third best-performing market in Africa. This achievement is attributable to the impressive returns recorded by some listed companies. Also, domestic investor participation in GSE-CI has increased from 35.9 percent recorded in 2022 to 46.4 percent on the back of Pension Funds increasing their allocation to equities.

125. Mr. Speaker, the GSE has received an ISO certification for Business Continuity and Information Security. The certification signals GSE's commitment to higher industry standards and is on course to transitioning from a frontier to an emerging market which is in line with the GSE's objective of positioning itself as a globally recognised securities market.

Figure 7: GSE Composite Index

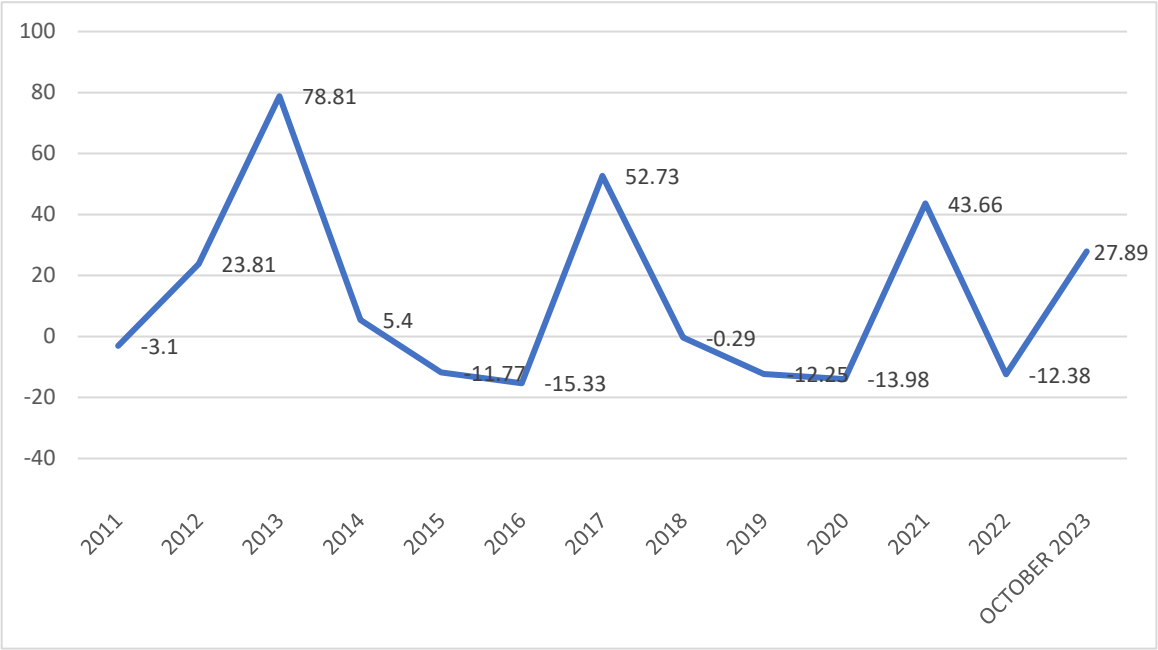

Source: GSE

GSE's Key Initiatives and Outlook for 2024

126. Mr. Speaker, GSE and the State Interest and Governance Authority (SIGA) have engaged some SOEs to prepare them to list on the stock market. The successful listing of these companies on the stock market would enable them to raise capital through the Exchange instead of relying on Government support. Their listing will also increase domestic investor participation, thereby improving the market's liquidity.

127. Mr. Speaker, as part of efforts at implementing its Capital Market Master Plan, Securities and Exchange Commission (SEC) through funding from the African

Development Bank (AfDB) under the Capital Market Development Trust Fund Institutional Support Programme is working to develop rules for Market Making, Underwriter and Issuing House, Securities Lending & Borrowing, Asset-Backed Securities, and Margin Trading. SEC and all the relevant stakeholders have been involved in developing these rules.

Ghana Fixed Income Market Developments for 2023

128. Mr. Speaker, the Ghana Fixed Income Market (GFIM) performance in 2023 has declined, compared to 2022. The volume of trades from beginning of the year to end-October 2023 was 68,892 million (at a value of GH¢57,989 million) of which 60,876 million is Government securities, representing 88.4 per cent of the market size. Over the same period in 2022, the total volume traded was 196,346 million (at a value of GH¢189,077 million) of which 158,123 million is Government securities and accounted for 80.5 percent of the market size. Similarly, transactions in corporate bonds slowed, accounting for 8,016 million of the 68,892 million volume traded in 2023.

129. Mr. Speaker, liquidity in the government securities (notes and bonds only) portfolio on the secondary market reduced from 99.78 percent as at end October 2022 to 22.33 percent end-October 2023. The low liquidity in the market is largely due to the impact of the DDEP.

130. Mr. Speaker, GFIM together with a cross-section of market participants have drafted commercial paper rules and a governance framework which will serve as a basis for the establishment of an organised Commercial Paper market. This market is expected to be launched before the end of year 2023. The operationalisation of the market together with asset-backed, securities whose rules have also been drafted will give access to new products on the market. This will provide investors with product diversity as captured in the SEC's 10-year Capital Market Master Plan. These initiatives are part of the process of market development and rebuilding investor confidence.

Figure 8: Performance of Ghana Fixed Income Market: 2015 to October 2023

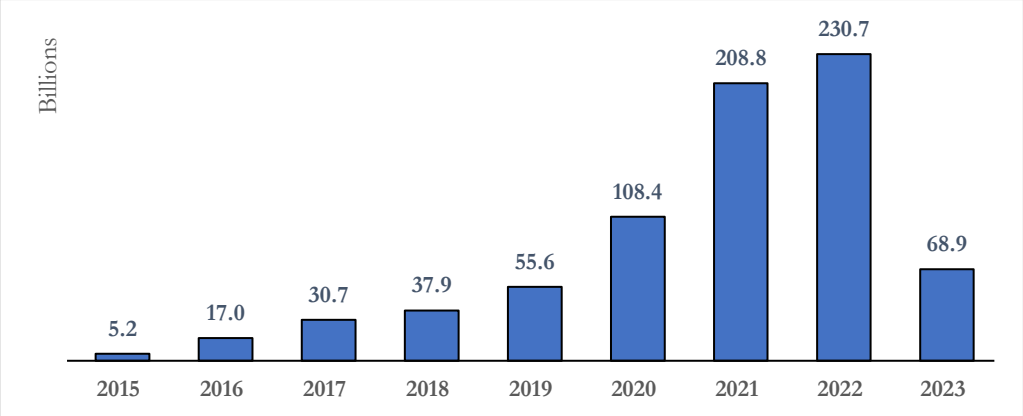

Source: GFIM

Figure 9: Trade performance of Treasury Bills for 2023

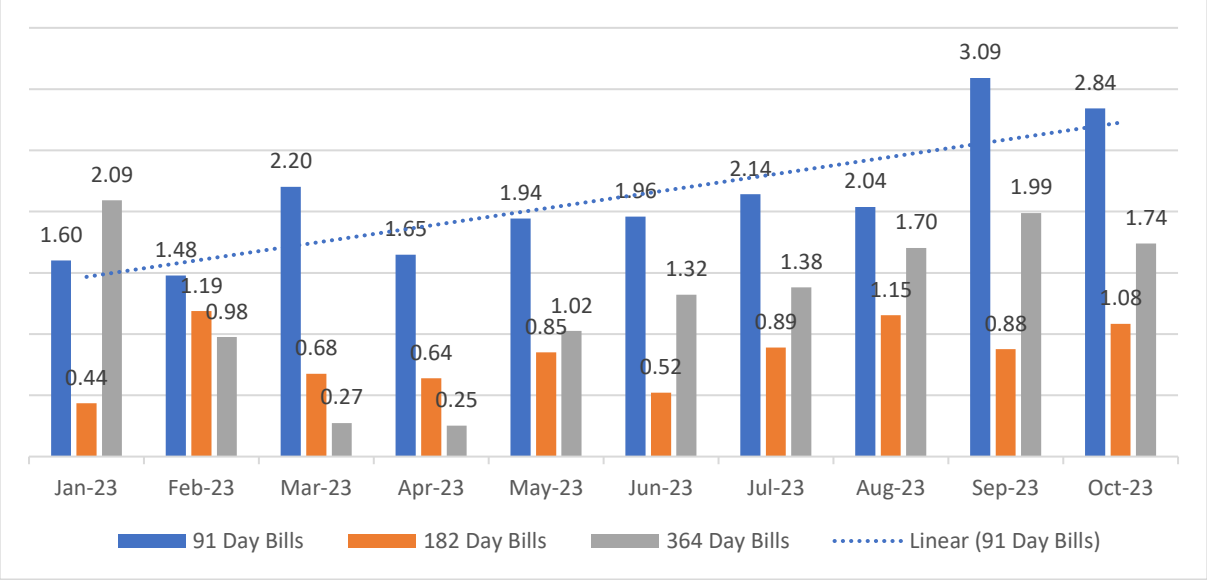

Source: GFIM

External Sector Developments

Trade performance

131. Mr. Speaker, Ghana's external sector position has improved significantly, supported by reduced external sector payments, lower capital outflows, and improved resource inflows from the IMF programme. In the first eight months of 2023, the trade account recorded a surplus of US$2,016.3 million due to imports compression and even with relatively lower export earnings. This compares with the trade surplus of US$1,562.2 million recorded in the same period of 2022.

132. In the review period, total exports dropped by 8.9 percent to US$10,766 million driven by lower crude oil and cocoa products export earnings. Gold export receipts, however, increased by 10.5 percent to US$4,672.2 million due to both volume and price increases. Cocoa beans exports rose by 10.1 percent benefiting from volume increases. However, crude oil exports declined sharply by 38.0 percent to US$2,374.6 million, driven by both lower volume and prices. Other exports, including non-traditional exports, also fell by 1.6 percent to US$2,112.4 million. The total import bill was estimated at US$8,749.7 million, down by 14.7 percent. Of this, non-oil imports decreased by 13.1 percent to US$6,098.6 million, while oil and gas imports dropped by 18.2 percent to US$2,651.5 million.

133. Mr. Speaker, the current account recorded a surplus of US$859.1 million in the first half of 2023, compared with a deficit of US$1,112.9 million in the same period of 2022. The surplus was supported by the trade surplus, reduced income payments, and improved net remittance inflows. Net income payments dropped by 52.0 percent to US$1.1 billion mainly driven by the external debt standstill announced in December 2022. Remittance flows increased to US$1.9 billion compared with US$1.6 billion in the corresponding period of 2022. The capital and financial account recorded lower outflows of US$907.2 million in the first half of 2023, compared with US$1.3 billion in the first half of 2022, on account of reduced portfolio outflows and lower debt repayments, attributed to suspension of the debt service.

134. These developments resulted in an overall balance of payments deficit of US$341 million, compared to a deficit of US$2,497 million in the same period in 2022. The improved deficit position was on account of the current account surplus and lower outflows from the capital and financial account.

International Reserves

135. Mr. Speaker, the country's Gross International Reserves GIR (including oil funds, encumbered assets, and pledged assets) at the end of September 2023 stood at US$4,992.5 million (equivalent to 2.3 months of import cover), down from US$6,252.7 million (2.7 months of import cover) at the end of December 2022. However, GIR less petroleum funds and encumbered assets indicated reserve accumulation of US$848 million from December 2022 to September 2023. The reserve build-up was attributed to the gold for reserves programme, inflows from oil and mining companies, and improvements in the current and financial accounts.

Exchange Rate Developments

136. Mr. Speaker, the foreign exchange market has remained relatively stable, supported by inflows from the mining and oil companies, the first tranche of the IMF ECF support, the Gold for Oil programme, which added US$800 million since the beginning of the year, and improved market conduct rules. Cumulatively, the exchange rate depreciated by 25.7, 28.3 and 26.8 percent against the US dollar, the UK pound sterling, and the euro, respectively, in the year-to-date 2023. Comparatively, the Ghana cedi depreciated by 54.1, 47.2 and 49.5 percent against the US dollar, the pound sterling, and the euro respectively in the same period of last year.

Gold For Oil (G4O) Programme

137. In late 2022, following the increases in the ex-pump prices of petroleum products as a result of the depreciation of the Cedi and the resultant impact of the forward pricing mechanism employed by the Bulk Import, Distribution and Export Companies (BIDECs) in the determination of prices of petroleum products, government introduced the Gold For Oil (G4O) Policy.

138. The Policy, which leverages the Bank of Ghana's domestic gold purchase programme launched earlier in 2021 was intended to provide foreign exchange financing for the importation of petroleum products and help reduce demand for US dollars from the BIDECs who would have otherwise gone to the market to source forex for the importation of petroleum products.

139. Since inception of the gold for reserves programme, the Bank of Ghana has purchased a total amount of 17.89 tons (US$1,140m) of gold to boost its gold reserves. Since inception of the G4O programme, 23 cargoes (circa 800,000 metric tonnes) of Gasoline and Gasoil an equivalent of 30% of national consumption has so far been imported. The G4O Programme has significantly contributed to the stabilization of the cedi/dollar exchange rate (Ghs17 in November 2022 to Ghs12 in November 2023 to the dollar) leading to a reduction of petroleum (Gasoil) from Ghs23 per litre to Ghs12 per litre.

140. The plan is to scale up the program to cover 50% of national consumption. These interventions have boosted gross reserves of the Bank of Ghana and helped reduced foreign exchange pressures emanating from BIDECs by reducing their dependence

on the foreign exchange interbank market thereby leading to a more stable cedi and ex-pump petroleum prices this year.

141. The programme has been very impactful on Bank of Ghana's cashflow and the foreign exchange market. Since February 2023, the forex market has been more stable relative to what we witnessed in 2022.

Fiscal Developments

Summary of Fiscal Performance Jan-Aug 2023

142. Mr. Speaker, the 2023 fiscal framework was revised during the 2023 Mid-Year Fiscal Policy Review to reflect updated macro-fiscal developments and outlook and align it with IMF-supported PC-PEG approved on 17th May, 2023.

143. Mr. Speaker, the fiscal performance for the first eight months of the year, using provisional data, show significant progress in fiscal consolidation. More specifically:

- Total Revenue and Grants was GH¢79.1 billion (9.3% of GDP), 3.8 percent lower than the programmed target of GH¢82.2 billion (9.6% of GDP);
- Total Expenditure (Commitment, incl discrepancy) was GH¢104.6 billion (12.2% of GDP), 14.1 percent lower than the target of GH¢121.8 billion (14.2% of GDP);
- Primary Expenditure (Commitment) was GH¢84.7 billion (9.9% of GDP), 6.0 percent lower than the target of GH¢90.1 billion (10.5% of GDP);
- Primary Balance (Commitment) was a deficit of GH¢5.5 billion (0.7% of GDP) compared to the target deficit of GH¢7.9 billion (0.9% of GDP);
- Overall Fiscal Balance (Commitment) was a deficit of GH¢25.4 billion (3.0% of GDP) compared the target deficit of GH¢39.6 billion (4.6% of GDP);
- Overall Fiscal Balance (Cash) was a deficit of GH¢26.1 billion (3.0% of GDP) compared the target deficit of GH¢44.6 billion (5.2% of GDP).

144. The Summary of Fiscal operations for the period Jan – Aug 2023 is shown in Table 11.

Table 11: Summary of Provisional 2023 Jan-Aug Fiscal Performance

No.	Indicators (GH₵ million)	2022		2023						
		Jan-Aug Prov.	y/y (%)	Budget	Rev Budget	Jan-Aug Prog.	Jan-Aug Prov.	Dev		y/y
								(GH₵)	(%)	(%)
1	**Total Revenue & Grants**	**56,982**	**36.9**	**143,956**	**134,913**	**82,182**	**79,091**	**-3,090**	**-3.8**	**38.8**
	% of GDP	*9.3*		*18.0*	*15.8*	*9.6*	*9.3*			
2	**Total Exp. (Commitment, Incl Discrepancy)[1]**	**88,578**	**31.7**	**190,912**	**183,864**	**121,773**	**104,621**	**-17,151**	**-14.1**	**18.1**
	% of GDP	*14.5*		*23.8*	*21.5*	*14.2*	*12.2*			
4	**Overall Balance (Commitment)**	**-31,098**		**-46,956**	**-48,951**	**-39,591**	**-25,431**	**14,160**	**-35.8**	**-18.2**
	% of GDP	*-5.1*		*-5.9*	*-5.7*	*-4.6*	*-3.0*			
5	**Primary Balance (Commitment)**	**-3,622**		**5,594**	**-4,085**	**-7,873**	**-5,561**	**2,312**	**-29.4**	**53.5**
	% of GDP	*-0.6*		*0.7*	*-0.5*	*-0.9*	*-0.7*			
6	**Arrears clearance (net)**	*-9,309*	*447.4*	*-14,435*	*-6,000*	*-4,979*	*-532*	*4,447*		
	% of GDP	*-1.5*		*-1.8*	*-0.7*	*-0.6*	*-0.1*			
7	**Overall Balance (cash)**	**-40,905**		**-61,391**	**-54,951**	**-44,570**	**-26,062**	**18,508**	**-41.5**	**-36.3**
	% of GDP	*-6.7*		*-7.7*	*-6.4*	*-5.2*	*-3.0*			
8	**Primary Balance (Cash)**	**-13,429**		**-8,841**	**-10,085**	**-12,853**	**-6,093**	**6,760**	**-52.6**	**-54.6**
	% of GDP	*-2.2*		*-1.1*	*-1.2*	*-1.5*	*-0.7*			
9	**Nominal GDP**	**610,222**		**800,921**	**854,834**	**854,834**	**854,834**			

Source: MoF

Revenue Performance

145. Mr. Speaker, the Total Revenue and Grants as at end-August 2023 was GH₵79.1 billion (9.3 percent of GDP), 3.8 percent below the period target of GH₵82.2 billion (9.6 percent of GDP) and represents a nominal year-on-year growth of 38.8 percent. The underperformance is mainly due to the lower-than-programmed oil revenues for the period.

146. Mr. Speaker, Non-Oil Tax Revenue performance is in line with the projection. Specifically, non-oil Tax Revenue — comprising taxes on Non-Oil Income and Property, Domestic Goods and Services, and International Trade – amounted to GH₵60.0 billion (7.0 percent of GDP) as of August 2023, marginally above the target of GH₵59.9 million (7.0% of GDP). This constituted 75.9 percent of Domestic Revenue for the period. The outturn was mainly driven by the strong performance

in Personal Income Tax, Corporate Income Taxes, Mineral Royalties, Domestic NHIL and GETFund levies, and International Trade Taxes.

147. Mr. Speaker, Non-Tax Revenue (Non-Oil) — which comprises MDAs' IGF Retention, IGF Lodgement, Fees & User Charges, and Dividends from SOEs— amounted to GH¢8.0 billion (0.9 percent of GDP), above the target of GH¢7.4 billion (0.9 percent of GDP) by 8.9 percent on account of lower MDAs' Retention and Lodgement.

148. Mr. Speaker, as of end-August 2023, revenue from upstream Oil and Gas activities amounted to GH¢6.7 billion (0.8 percent of GDP), significantly below the target of GH¢9.9 billion (1.2 percent of GDP). The shortfall is largely explained by price and exchange rate effects, particularly in the first half of the year.

149. Mr. Speaker, other revenues — comprising of SSNIT Contribution to NHIL and proceeds from the Energy Sector Levies (ESL) — amounted to GH¢3.3 billion (0.4 percent of GDP), 6.6 percent below the target of GH¢3.5 billion (0.4 percent of GDP). SSNIT Contribution to NHIL amounted to GH¢565 million for the period, while ESLA proceeds amounted to GH¢2.7 billion.

150. Mr. Speaker, Grants disbursements by Development Partners amounted to GH¢1.1 billion (0.1 percent of GDP), compared to the programmed target of GH¢1.5 billion (0.2 percent of GDP). All the inflows were from Project Grants.

Table 12: Summary of 2023 Jan-Aug Revenue Performance

No.	Indicators (GH¢ million)	2022		2023						
		Jan-Aug Prov.	y/y (%)	Budget	Rev Budget	Jan-Aug Prog.	Jan-Aug Prov.	Dev (GH¢)	Dev (%)	y/y (%)
1	**Total Revenue & Grants**	**56,982**	**36.9**	**143,956**	**134,913**	**82,182**	**79,091**	**-3,090**	**-3.8**	**38.8**
	% of GDP	*9.3*		*18.0*	*15.8*	*9.6*	*9.3*			
2	**Domestic Revenue**	**56,170**	**37.8**	**141,553**	**132,438**	**80,674**	**77,984**	**-2,690**	**-3.3**	**38.8**
	% of GDP	*9.2*		*17.7*	*15.5*	*9.4*	*9.1*			
3	**Non-oil Tax Revenue**	**40,394**	**26.4**	**99,639**	**102,610**	**59,887**	**59,992**	**105**	**0.2**	**48.5**
	% of GDP	*6.6*		*12.4*	*12.0*	*7.0*	*7.0*			
4	**Non-Oil Non-Tax Revenue**	**5,381**	**37.4**	**12,308**	**12,143**	**7,356**	**8,008**	**653**	**8.9**	**48.8**
	% of GDP	*0.9*		*1.5*	*1.4*	*0.9*	*0.9*			
5	**Oil and Gas Receipt**	**6,211**	**176.0**	**23,455**	**11,499**	**9,921**	**6,704**	**-3,217**	**-32.4**	**7.9**
	% of GDP	*1.0*		*2.9*	*1.3*	*1.2*	*0.8*			
6	**Other Revenue**	**4,184**	**58.7**	**6,151**	**6,187**	**3,510**	**3,279**	**-231**	**-6.6**	**-21.6**
	% of GDP	*0.7*		*0.8*	*0.7*	*0.4*	*0.4*	*0.1*		
7	**Grants**	**812**	**-6.1**	**2,404**	**2,474**	**1,508**	**1,107**	**-401**	**-26.6**	**36.4**

No.	Indicators (GH¢ million)	2022		2023						
		Jan-Aug Prov.	y/y (%)	Budget	Rev Budget	Jan-Aug Prog.	Jan-Aug Prov.	Dev (GH¢)	Dev (%)	y/y (%)
	% of GDP	*0.1*		*0.3*	*0.3*	*0.2*	*0.1*	*0.1*		
Memo Item										
8	***Non-oil Domestic Revenue***	*49,959*		*118,098*	*120,940*	*70,753*	*71,280*	*527*	*0.7*	*43*
	% of GDP	*8.2*		*14.7*	*14.1*	*8.3*	*8.3*	*0.1*		
9	***Non-oil Public Revenue***	*45,775*		*111,947*	*114,753*	*67,243*	*68,001*	*758*	*1.1*	*49*
	% of GDP	*7.5*		*14.0*	*13.4*	*7.9*	*8.0*	*0.1*		

Source: MoF

Expenditure Performance (on Commitment basis)

151. Mr. Speaker, Total Expenditure (Commitment, Incl discrepancy) as of August 2023 amounted to GH¢104.6 billion (12.2 percent of GDP), 14.1 percent below the programmed expenditure of GH¢121.8 billion (14.2 percent of GDP). All expenditure lines were contained within their respective targets for the period except for Goods and Services.

152. Mr. Speaker, Compensation of Employees amounted to GH¢32.4 billion (3.8 percent of GDP), 5.4 percent below the target of GH¢34.3 billion (4.0 percent of GDP). Wages and Salaries amounted to GH¢28.8 billion, 4.0 percent below the budget provision of GH¢30.0 billion and constituted 88.9 percent of the total Compensation budget.

153. Mr. Speaker, Primary Expenditure (Commitment, Incl discrepancy) which is Non-Interest Expenditures (Commitment), amounted to GH¢84.7 billion (9.9 percent of GDP), 6.0 percent lower than the target of GH¢90.1 billion (10.5 percent of GDP) at the end of August 2023.

154. Mr. Speaker, expenditure on the Use of Goods and Services for the period was GH¢8.3 billion (1.0 percent of GDP), 30.4 percent above the budgetary provision of GH¢6.4 billion (0.7 percent of GDP). The overage was largely as a result of the need to adequately contain the volatile security situation within our boarders and the sub-region.

155. Mr. Speaker, Interest Payments for the period amounted to GH¢20.0 billion (2.3 percent of GDP), against the target of GH¢31.7 billion (3.7 percent of GDP) reflecting the completion of the DDEP and the ongoing external debt restructuring. Domestic Interest Payments constituted 93.5 percent of Overall Interest Payment and amounted to GH¢18.7 billion while External Interest Payments amounted to GH¢1.3 billion.

156. Mr. Speaker, Capital Expenditure for the period amounted to GH¢9.9 billion (1.2 percent of GDP), compared to the target of GH¢15.4 billion (1.8% of GDP). Domestically Financed CAPEX amounted to GH¢8.2 billion (1.0% of GDP) against a target of GH¢14.7 billion (1.7% of GDP). Foreign Financed CAPEX for the period was

GH¢7.2 billion (0.8% of GDP), compared to the target of GH¢9.1 billion (1.1% of GDP).

157. Mr. Speaker, an amount of GH¢19.0 million (2.2% of GDP) was accrued for transfer to Earmarked Funds, compared to the target of GH¢19.1 billion (2.2% of GDP). Other expenditure amounted to GH¢6.9 billion (0.8% of GDP), 53.6 percent less than the target of GH¢14.9 billion (1.7% of GDP). Of the other expenditure, Energy Sector payment to IPPs was GH¢4.4 billion (0.5% of GDP), which was less than the budgetary provision of GH¢12.9 billion (1.5% of GDP) by 34.1 percent.

Table 13: Summary of 2023 Jan-Aug Expenditure Performance

No.	Indicators (GH¢ million)	2022		2023						
		Jan-Aug Prov.	y/y (%)	Budget	Rev Budget	Jan-Aug Prog.	Jan-Aug Prov.	Dev (GH¢)	Dev (%)	y/y (%)
1	**Total Exp. (Commitment, Incl Discrepancy)1**	**88,578**	**31.7**	**190,912**	**183,864**	**121,773**	**104,621**	**-17,151**	**-14.1**	**18.1**
	% of GDP	*14.5*		*23.8*	*21.5*	*14.2*	*12.2*			
2	**Primary Expenditures (Commitment, Incl Discrepancy)1**	**61,102**	**33.5**	**138,362**	**138,998**	**90,055**	**84,652**	**-5,403**	**-6.0**	**38.5**
	% of GDP	*10.0*		*17.3*	*16.3*	*10.5*	*9.9*			
3	**Compensation of Employees**	**24,547**	**20.4**	**45,523**	**51,346**	**34,253**	**32,388**	**-1,865**	**-5.4**	**31.9**
	% of GDP	*4.0*		*5.7*	*6.0*	*4.0*	*3.8*			
4	**Use of Goods and Services**	**3,221**	**11.5**	**8,579**	**8,579**	**6,404**	**8,349**	**1,945**	**30.4**	**159.2**
	% of GDP	*0.5*		*1.1*	*1.0*	*0.7*	*1.0*			
5	**Grants to Other Gov't Units**	**14,935**	**75.1**	**30,079**	**30,996**	**19,077**	**19,027**	**-50**	**-0.3**	**27.4**
	% of GDP	*2.4*		*3.8*	*3.6*	*2.2*	*2.2*			
6	**Capital Expenditure**	**10,646**	**9.8**	**26,546**	**20,441**	**15,407**	**9,937**	**-5,470**	**-35.5**	**-6.7**
	% of GDP	*1.7*		*3.3*	*2.4*	*1.8*	*1.2*			
	o/w Domestic Financed	6,841		10,538	10,538	14,713	8,190			
	o/w Foreign Financed	9,251		16,009	9,903	9,130	7,193			
7	**Other Expenditure**	**7,255**	**69.6**	**27,636**	**27,636**	**14,914**	**6,915**	**-7,999**	**-53.6**	**-4.7**
	% of GDP	*1.2*		*3.5*	*3.2*	*1.7*	*0.8*			
8	**Interest Payment**	**27,476**	**27.8**	**52,550**	**44,866**	**31,718**	**19,969**	**-11,749**	**-37.0**	**-27.3**
	% of GDP	*4.5*		*6.6*	*5.2*	*3.7*	*2.3*			

No.	Indicators (GH¢ million)	2022		2023						
		Jan-Aug Prov.	y/y (%)	Budget	Rev Budget	Jan-Aug Prog.	Jan-Aug Prov.	Dev		y/y (%)
								(GH¢)	(%)	
	o/w Domestic	*21,422*	*23.8*	*31,298*	*27,797*	*19,417*	*18,669*	*-748*	*-3.9*	*-12.8*
	o/w Foreign	*6,054*	*44.2*	*21,253*	*17,070*	*12,300*	*1,300*	*-11,000*	*-89.4*	*-78.5*

Source: MoF

Overall Budget Balances

158. Mr. Speaker, Governments fiscal operations for the period resulted in an overall budget deficit (commitment) of GH¢25.4 billion (3.0% of GDP), compared to the target of GH¢39.6 billion (4.6% of GDP). The corresponding primary balance (commitment) for the period was a deficit of GH¢5.6 billion (0.7% of GDP), compared to the target of primary deficit of GH¢7.9 billion (0.9% of GDP).

159. Mr. Speaker, on cash basis, the overall budget deficit was GH¢26.1 billion (3.0 percent of GDP) compared to the programme target of GH¢44.6 billion (5.2 percent of GDP). The corresponding primary balance (cash) was a deficit of GH¢6.1 billion (0.7% of GDP) compared to the target deficit of GH¢12.9 billion (1.5 percent of GDP).

Financing Operations

160. Mr. Speaker, the cash deficit was financed from both domestic (exclusively from Treasury Bills) and External sources. Net Domestic Financing was GH¢21.8 billion and constituted 83.8 percent of total financing, while Foreign Financing (Net) accounted for 16.2 percent of total financing and amounted to GH¢4.2 billion.

Table 14: Summary of 2023 Jan-Aug Financing Operations

No.	Indicators (GH¢ million)	2022		2023						
		Jan-Aug Prov.	y/y (%)	Budget	Rev Budget	Jan-Aug Prog.	Jan-Aug Prov.	Dev		y/y (%)
								(GH¢)	(%)	
1	**Total Financing**	**40,905**	**39.2**	**61,391**	**54,951**	**44,570**	**26,062**	**-18,508**	**-41.5**	**-36.3**
	% of GDP	*6.7*		*7.7*	*6.4*	*5.2*	*3.0*			
2	**Foreign Financing**	**3,495**	**-76.1**	**-869**	**8,973**	**2,428**	**4,227**	**1,799**	**74.1**	**21.0**
	% of GDP	*0.6*		*-0.1*	*1.0*	*0.3*	*0.5*			
3	**Exceptional financing (Other Sources of Financing)**	**0**	**-**	**64,217**	**0**	**0**	**0**	**-**	**-**	**-**
	% of GDP	*0.0*		*8.0*	*0.0*	*0.0*	*0.0*			
4	**Domestic Financing**	**37,409**	**153.4**	**-1,957**	**45,978**	**42,142**	**21,835**	**-20,307**	**-48.2**	**-41.6**
	% of GDP	*6.1*		*-0.2*	*5.4*	*4.9*	*2.6*			

No.	Indicators (GH¢ million)	2022		2023					
		Jan-Aug Prov.	y/y (%)	Budget	Rev Budget	Jan-Aug Prog.	Jan-Aug Prov.	Dev (GH¢)	Dev (%)	y/y (%)
7	**Primary Balance**	**-13,429**	**70.4**	**-8,841**	**-10,085**	**-12,853**	**-6,093**	**6,760**	**-52.6**	**-54.6**
	% of GDP	*-2.2*		*-1.1*	*-1.2*	*-1.5*	*-0.7*			
8	**Nominal GDP**	**610,222**		**800,921**	**854,834**	**854,834**	**854,834**			

Source: MoF

2023 Fiscal Outlook

161. Mr. Speaker, the projected fiscal outlook for 2023, considers a number of factors including fiscal performance for January-August 2023, financing constraints, revenue trends, and expenditure commitments in line with the objectives of the ongoing IMF-supported PC-PEG programme.

162. Mr. Speaker, the key fiscal considerations are as follows:

- Total Revenue and Grants is estimated at GH¢133.9 billion (15.7% of GDP), GH¢1.0 billion lower than the 2023 Mid-Year Fiscal Policy Review estimate of GH¢134.9 billion (15.8% of GDP). These projections reflect revenue performance for January to August, 2023;
- Total Expenditures (on commitment basis) is estimated at GH¢173.0 billion (20.3 percent of GDP), 5.9 percent lower than the Revised budget provision of GH¢134,913 million (21.5% of GDP);
- The Primary Fiscal Balance on Commitment basis, is estimated at a deficit of GH¢4.3 billion (0.5% of GDP)
- A resultant Overall Fiscal Balance on Commitment basis of GH¢39.1 billion (4.6% of GDP); and
- On Cash basis, the Overall Fiscal Balance, is estimated at a deficit of GH¢45.1 million (5.3% of GDP) with a corresponding Primary deficit of GH¢10.3 billion (1.2% of GDP).

Figure 10: Fiscal Outlook for 2023 (in GH¢ Billion)



Source: MoF, 2023

PETROLEUM PRODUCTION, RECEIPTS AND UTILISATION IN 2023

Petroleum Production

163. Mr. Speaker, total crude oil production for January to September 2023 was 35.42 million barrels. Greater Jubilee's output was 21.94 million barrels, Tweneboa Enyenra-Ntomme (TEN) was 5.02 million barrels, and Sankofa-Gye Nyame (SGN) was 8.46 million barrels, representing 61.94 percent, 14.17 percent, and 23.89 percent of the total output, respectively as shown in Table 15.

Table 15:Total Crude Oil Production (Jan-Sept 2023) in Barrels

No	Month	Jubilee Production	TEN Production	SGN Production	Total Production
1	Jan-23	2,402,046	632,719	999,551	4,034,316
2	Feb-23	1,993,443	564,828	851,140	3,409,411
3	Mar-23	2,105,550	633,859	992,083	3,731,492
4	Apr-23	1,997,685	608,004	997,397	3,603,086
5	May-23	2,138,846	610,071	1,003,021	3,751,938
6	Jun-23	2,475,623	576,514	869,698	3,921,835
7	Jul-23	2,760,625	206,471	1,003,084	3,970,180
8	Aug-23	3,036,877	574,256	967,418	4,578,551
9	Sep-23	3,028,518	611,204	777,852	4,417,574
10	**Total**	**21,939,213**	**5,017,926**	**8,461,244**	**35,418,383**

Source: MoF & GNPC

164. The Q1-Q3 2023 crude oil production of 35.42 million is 9.54 percent lower than the production of 39.15 million barrels for the same period in 2022. The reduction in crude oil production is generally due to natural field decline from the TEN field as well as increasing gas to oil ratio and water production in the Jubilee and Sankofa fields. Out of the crude oil production of 35.42 million, the combined total lifting by all the partners amounted to 34.29 million barrels, representing 96.8 percent.

165. Mr. Speaker, Ghana National Petroleum Corporation (GNPC) on behalf of the State lifted 6.65 million barrels representing 19.4 percent of the total crude oil lifted by all partners for the period under review. The liftings by GNPC by field included 3.76 million barrels from the Jubilee, 0.99 million barrels from TEN, and 1.89 million barrels from Sankofa Gye Nyame (SGN).

166. A total of 188,956 MMScf of gas was produced in Q1-Q3 2023 from the three producing fields. Of the total gas produced, 77,876 MMScf was delivered for power generation and nonpower gas users between January and September 2023, of which 50,743 MMScf of gas was transported from the SGN Field to power producers via the Onshore Receiving Facility (ORF) for power generation, 26,444 MMScf from Greater Jubilee Field, and 689 MMScf from TEN Field. This translates to an average daily gas

export of 285.26 MMScf which is 1.45 percent below the annualised daily target of 289.47 MMScf which is 1.45 percent below the target.

Petroleum Receipts for Jan-Sept 2023

167. Mr. Speaker, receipts from crude oil liftings for the period January- September 2023 amounted was US$509.68 million (GH₵5,661.49 million), comprising the 69th – 72nd Jubilee liftings, the 22nd TEN lifting, and the 12th and 13th liftings from the Sankofa Gye-Nyame field, as shown in Table 16.

Table 16: Crude oil receipts from Jan-Sept 2023 liftings

NO.	ITEM	UNIT	JUBILEE	TEN	SANKOFA	TOTAL
1	Volume of lift	*barrels*	3,755,892	995,409	1,897,512	6,648,813
2	Selling Price	*US$*	78.38	73.39	74.83	76.65
3	Pricing Option Fees	*US$*	0.08	-	0.05	
4a	**Value of Lift**	***US$***	**294,593,010**	**73,048,089**	**142,035,653**	**509,676,753**
4b		***GH¢***	**3,272,339,156**	**811,418,178**	**1,577,732,036**	**5,661,489,370**

Source: MoF & BOG

168. Total petroleum receipts (i.e., proceeds from liftings and other petroleum receipts) received into the Petroleum Holding Fund (PHF) for January to September 2023 amounted **US$751.32 million** (GH¢8,345.71 million), as shown in Table 17.

Table 17: Petroleum Receipts from all Sources (Jan-Sept 2023)

NO.	ITEM	UNIT	JUBILEE	TEN	SANKOFA	OTHER RECEIPTS	TOTAL
1	Royalties	USMn	82.02	18.97	68.33	-	**169.33**
2	Carried and Participating Interest	USMn	212.57	54.07	73.70	-	**340.35**
3	Corporate Income Tax	USMn	-	-	-	236.38	**236.38**
4	Surface Rentals	USMn	-	-	-	0.73	**0.73**
5	PHF Income	USMn	-	-	-	4.54	**4.54**
6a	**Total Petroleum Receipts**	**USMn**	**294.59**	**73.05**	**142.04**	**241.65**	**751.32**
6b		**GH¢Mn**	**3,272.34**	**811.42**	**1,577.73**	**2,684.22**	**8,345.71**

Source: MoF & BOG

169. The January to September 2023 receipts of US$751.32 million is 35.7 percent lower than the realised receipts of US$1,168.99 million for the same period in 2022. The reduction in the receipts was mainly because of a lower average achieved crude oil price of US$76.65 per barrel, compared to US$102.38 for the same period in 2022.

170. The Carried and Participating Interest (CAPI) contributed the highest (45.3%) to total petroleum receipts for the period, followed by Corporate Income Tax (31.5%) and Royalties (22.5%), as shown in Figure 11. Surface Rental and PHF income contributed 0.7 percent to petroleum receipts for the period.

Figure 11: Share of Petroleum Receipts from all Sources (Jan-Sept 2023)

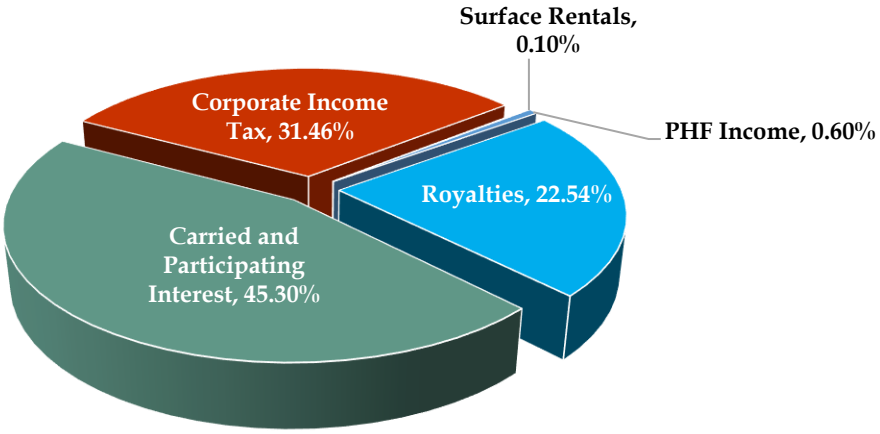

Source: MoF & BOG

Table 18: Analysis of Petroleum Receipts Jan-Sept 2023 (US$Mn)

No.	Item	Unit	2019	2020	2021	2022	2023	Deviation (2023 v 2022)
			Jan-Sep	Jan-Sep	Jan-Sep	Jan-Sep	Jan-Sep	Jan-Sep
1	**Royalties**	**US$Mn**	**187.65**	**78.99**	**166.19**	**279.86**	**169.33**	**(110.53)**
1.1	Jubilee	US$Mn	70.32	41.00	67.06	134.87	82.02	(52.85)
1.2	TEN	US$Mn	47.33	37.99	33.43	47.37	18.97	(28.40)
1.3	SGN	US$Mn	70.00	0.00	65.70	97.61	68.33	(29.28)
2	**Carried and Participating Interest**	**US$Mn**	**317.15**	**214.52**	**330.69**	**593.39**	**340.35**	**(253.04)**
2.1	Jubilee	US$Mn	182.26	106.25	173.79	349.55	212.57	(136.98)
2.2	TEN	US$Mn	134.89	108.27	95.29	135.00	54.07	(80.93)
2.3	SGN	US$Mn	0.00	0.00	61.60	108.83	73.70	(35.13)
3	**Surface Rentals**	**US$Mn**	**0.66**	**0.69**	**0.83**	**0.69**	**0.73**	**0.05**
4	**Corporate Income Tax**	**US$Mn**	**161.25**	**92.28**	**120.74**	**293.79**	**236.38**	**(57.42)**
5	**PHF income**	**US$Mn**	**1.70**	**0.34**	**0.02**	**1.26**	**4.54**	**3.28**
6	**Interest on Late Payment on TEN 3**	**US$Mn**	**0.00**	**0.18**	**0.00**	**0.00**	**0.00**	**-**
7a	**Total Petroleum Receipts**	**US$Mn**	**668.41**	**387.00**	**618.46**	**1,168.99**	**751.32**	**(417.66)**
7b		**GH¢Mn**	**3,716.15**	**2,151.58**	**3,627.47**	**11,173.75**	**8,345.71**	**(2,828.04)**

Source: MoF & BOG

Petroleum Distribution for Jan-Sept 2023

171. Mr. Speaker, Section 4 of the Petroleum Revenue Management (Amendment) Act, 2015 (Act 893) requires that not more than 70 percent of the Benchmark Revenue shall be paid into the Annual Budget Funding Amount (ABFA) and not less than 30 percent shall be paid into the Ghana Petroleum Funds (GPFs). Out of the amount transferred into the GPFs, the Ghana Heritage Fund (GHF) must receive not less than 30 percent, with the rest transferred into the Ghana Stabilisation Fund (GSF).

172. Mr. Speaker, the January-September, 2023 petroleum receipts were distributed based on the provisions of the PRMA (as amended). The total petroleum receipts distributed amounted to US$750.69 million.

173. Of the amount of US$750.69 million distributed, the National Oil Company (GNPC) received a total of US$184.45 million, made up of Equity Financing Cost of US$117.63 million and GNPC's share of the net Carried and Participating Interest (CAPI) of US$66.82 million as shown in Table 19.

Table 19: Distribution of Petroleum Receipts Jan-Sep 2023

No.	Item	Unit	Jubilee	TEN	SGN	Total
1	**Transfer to GNPC**	US$ Mn	111.77	34.86	37.82	184.45
1.1	o/w Equity Financing cost	US$ Mn	68.56	26.63	22.44	117.63
1.2	o/w Net Carried and Participating Interest	US$ Mn	43.20	8.23	15.38	66.82
2	**GoG Net Receipts for Distribution to ABFA and GPFs**	US$ Mn	422.72	38.75	104.78	566.25
2.1	**o/w Gross ABFA**	US$ Mn	261.93	27.12	73.34	362.39
2.1.1	o/w DACF	US$ Mn	13.10	1.36	3.67	18.12
2.1.2	o/w GIIF (Agenda 111)	US$ Mn	36.67	3.80	10.27	50.73
2.1.3	o/w (SPV Equity Viability Gap/ Tema Motorway Ext)	US$ Mn	46.88	5.00	25.63	77.50
2.1.4	o/w Net ABFA	US$ Mn	165.29	16.97	33.78	216.04
2.2	**o/w GPFs**	US$ Mn	160.80	11.62	31.43	203.85
2.2.1	o/w GSF	US$ Mn	112.56	8.14	22.00	142.70
2.2.2	o/w GHF	US$ Mn	48.24	3.49	9.43	61.16
3	**Total Payments**	**US$ Mn**	**534.49**	**73.61**	**142.59**	**750.69**
		GH¢ Mn	**5,937.14**	**817.64**	**1,583.93**	**8,338.71**

Source: MoF & BOG

174. The ABFA received a total of US$362.39 million to support the Budget, while the GPFs received US$203.85 million, which was distributed in the ratio of 7:3 in line with the PRMA, with the GSF receiving US$142.70 million and the GHF US$61.16 million.

175. Of the ABFA receipt of US$362.39 million, US$18.12 million was transferred to the District Assemblies Common Fund (DACF), US$50.73 million to the Ghana Infrastructure Investment Fund (GIIF) for Agenda 111 projects and US$77.50 million to GIIF SPV Equity Viability Gap Account for the Tema Motorway Extension project. The Net ABFA after these transfers came to US$216.04 million.

ABFA Allocation and Utilisation

176. The ABFA allocations for the period were made in line with Section 21(4) of the PRMA, which requires that at least 70 percent of ABFA is used to fund public investment expenditures. Consequently, of the total allocation of GH¢5,635.26 million, GH¢3,944.69 million was earmarked for Public Investment Expenditure (Capex) and GH¢1,690.58 million for Goods and Services, equivalent to 70 percent and 30 percent respectively.

177. Mr. Speaker, in terms of actual utilisation, an amount of GH¢4,443.49 million, representing 78.9 percent of the revised 2023 ABFA budget provision of GH¢5,635.26 million, was utilised as at the end of September 2023.

178. Table 20 provides a summary of utilisation by the priority areas. Details of the projects that benefitted from the ABFA allocation for the period under review can be found in the Appendix 9 of the 2023 Annual Report on the Petroleum Funds.

Table 20: 2023 ABFA Revised Budget Allocation vs. Actual Utilisation (GH¢ Million)

No.	Priority Area	2023 Revised Budget	Actual Utilisation	% of Budget utilised
1	**Agriculture**	**587.65**	**422.08**	**71.8%**
2	**Education and Health Service Delivery**	**1,206.65**	**891.27**	**73.9%**
3	**Roads, Rail and Other Critical Infrastructure**	**3,812.59**	**3,123.13**	**81.9%**
3.1	o/w Road Infrastructure	871.61	1,008.21	115.7%
3.2	o/w Rail Infrastructure	20.51	33.51	163.4%
3.3	o/w Other Critical Infrastructure	2,920.47	2,081.41	71.3%
3.3.1	o/w DACF	281.76	429.42	152.4%
	o/w previous years payments		*230.25*	
3.3.2	o/w GIIF	2,213.94	1,412.01	63.8%
4	**Industrial Development**	**23.18**	**4.75**	**20.5%**
5	**Sub-total**	**5,630.07**	**4,441.23**	**78.9%**
6	**Ministry of Finance**	**5.19**	**2.26**	**43.5%**
6.1	o/w PIAC	5.19	2.26	43.5%
7	**TOTAL**	**5,635.26**	**4,443.49**	**78.9%**

Public Debt Developments for 2023

179. Mr. Speaker, domestic debt reporting has been expanded in the wake of the DDEP to include liabilities of some government special purpose vehicles, ESLA Plc., and Daakye Plc. This singular development has changed the landscape for domestic debt reporting since they were previously not captured as a part of central government debt. In the light of this, the end-December 2022 total gross public debt has been revised from GH¢435,306.45 million (US$52,326 million) to a provisional figure of GH¢446,303 million (US$53,647 million). The corresponding Debt-to-GDP ratio has also been revised from 71.3 percent to 73.1 percent.

180. Mr. Speaker, the provisional debt stock as at end-September 2023 shows total central government and guaranteed debt of GH¢567,346 million (US$51,050 million), equivalent to 66.4 percent of GDP1. The stock consists of external debt of GH¢326,717 million (US$29,398 million) and domestic debt of GH¢240,629 million (US$21,652 million), representing 57.6 percent and 42.4 percent of the total debt stock, respectively. As a percentage of GDP, external and domestic debt represented 38.2 percent and 28.2 percent, respectively.

181. Mr. Speaker, overall, the rate of debt accumulation increased from 23.7 percent as at end-December 2022 to 27.1 percent at end-September 2023, reflecting largely the dynamics of the DDEP. Also, from the external debt side, the cedi's depreciation and transaction effect from the disbursement by multilateral institutions have impacted debt accumulation.

[1] The debt-to-GDP ratio calculated was based on Projected GDP.

182. Mr. Speaker, some selected SOEs have been identified to have debt liabilities which pose significant contingent liability risk to government. Therefore, as part of the new public debt reporting, government 'monitoring antennae' would be extended to cover all SOEs.

Table 21: Trends in Public Debt, 2019 – September 2023

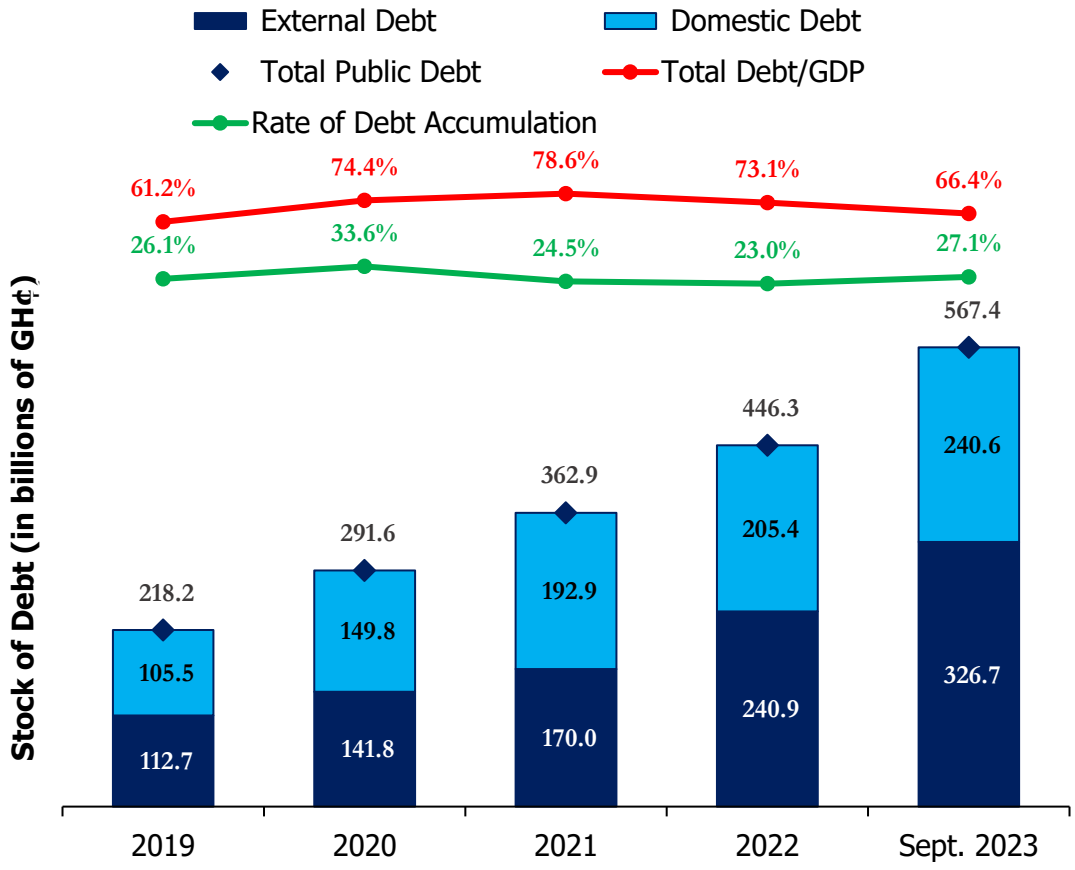

Source: Ministry of Finance

Update on 2023 Medium-Term Debt Strategy

183. Mr. Speaker, as indicated in the 2023 Mid-Year Budget Review, Government has revised the 2023-2026 Medium-Term Debt Management strategy (MTDS) in line with the revised macro-fiscal targets for the remaining half of 2023.

184. Mr. Speaker, the revision was to account for the impact of the Domestic Debt Exchange Programme (DDEP) and the ongoing external debt restructuring programme. The revised 2023 MTDS, therefore, incorporated the increase in the financing gap to support the Budget.

185. Mr. Speaker, for the period under review, Government sought to reduce the fragmentation in the domestic debt market by consolidating existing bonds tendered for the DDEP. The strategy envisaged the continuous issuances of Treasury Bills (T-bills) and zero financing from the Bank of Ghana, and proposed a preferred external borrowing on concessional terms from multilateral and bilateral development partners.

186. Mr. Speaker, in line with the strategy, Government as at end-September issued GH¢22,426.03 million in T-bills (net issuance) to support the Budget, as Ghana is currently unable to access the international capital markets due to unfavourable domestic and global financing conditions and sovereign credit ratings downgrades.

187. Mr. Speaker, as a result of the DDEP, the number of existing instruments has reduced largely to enhance the building of benchmark bonds to facilitate active secondary market trading of the bonds. Despite this, fragmentation of the holdout of the old bonds persist. However, since the completion of the DDEP, activities in the secondary market are yet to rebound fully. This has resulted in the decline in the number of participants who freely trade bonds, thereby reducing turnover and affecting price discovery.

188. Mr. Speaker, the implementation of the debt strategy revealed that the costs and risks indicators of the domestic debt portfolio have improved due to the DDEP. The weighted average interest rate reduced from 21.2 percent at end-December 2022 to 12.7 percent at end-September 2023. Average Time to Maturity (ATM) improved from 2.7 years at end-December 2022 to 6.2 years at end-September 2023. On the total debt portfolio, the ATM improved from 8.4 years at end-December 2022 to 9.3 years at end-September 2023.

189. Mr. Speaker, despite the improvement in the cost, there still remains refinancing risk in the domestic debt portfolio due to the reliance on T-bills as the main source of financing the budget.

190. Mr. Speaker, as part of efforts to bring debt to sustainable levels, and in accordance with the IMF-ECF Facility agreement, Government placed an upper limit on non-concessional borrowing at US$66.2 million (in present value terms) for 2023. As at end-September 2023, Government had not contracted nor guaranteed any external non-concessional loan.

Domestic Debt Market Performance

191. Mr. Speaker, the domestic debt market faced immense difficulties due to the implementation of the DDEP. This has adversely affected investor appetite for Government Securities amidst inflationary pressures and a tight monetary stance. The domestic debt market situation was further exacerbated in addition to our inability to access funding from the international capital market. The seeming liquidity squeeze also impacted the performance of the market.

192. Mr. Speaker, notwithstanding these difficulties in the first half of the year, the market improved in the 3rd quarter due to the availability of structural liquidity[2]. The payment of the first coupon on the DDEP bonds on 21st August, 2023 showed strong commitment by Government to honour Ghana's domestic debt service obligations under the programme and enhance investor confidence as a result.

193. Mr. Speaker, the stock of the domestic debt stood at GH¢240,628.57 million at end-September 2023, with Firms and Institutions being the highest holders. Engagements with various stakeholders through investor calls, and townhall meetings have helped in sharing information on Government policies with the investor community, thereby reducing information asymmetry between Government and investors.

194. Mr. Speaker, on the back of access challenges in both domestic and international markets, Government will seek to optimise financing for the 2024 budget from the issuance of Treasury bills and inflows from both bilateral and multilateral sources. Government is also hopeful of raising the required financing from the domestic market for the implementation of the 2024 budget.

Update on 2023 Debt Sustainability Analysis

195. Mr. Speaker, during the 2023 Mid-Year Review of the Budget Statement, Government stated that it will recalibrate the Debt Sustainability Analysis (DSA) in line with Ghana's IMF-supported programme and postdebt restructuring exercise. The objective of the revised fiscal and Debt Sustainability Analysis (DSA) for 2023/24 was to assess the impact of the ongoing debt operation programme on Ghana's debt dynamics over the medium to long-term.

196. Mr. Speaker, the analysis was conducted at the time when DDEP had been completed and based on the current proposals for the External debt restructuring. The revised DSA relied on a baseline scenario anchored on the revised macroeconomic targets and aligned to the IMF-supported macro-fiscal programme targets.

197. Mr. Speaker, at end-December 2022, the nominal debt-to-GDP ratio increased due to disbursements on new and existing loans, fluctuations in the exchange rate, increase in net issuance of government T-bills, and central bank financing.

198. Mr. Speaker, the results of the 2023 updated DSA show that both Ghana's external and public debt were in 'debt distress'.

199. Mr. Speaker, the debt carrying capacity of Ghana is still rated 'moderate' with overall risk rating of 'debt distress' on the back of the implementation of the DDEP and the suspension of external debt service payments which triggered a sovereign default in

[2] Structural liquidity refers to the level of reserves in the banking system prior to market operations.

2023. However, the completion of the DDEP exercise is already having a positive impact on the debt trajectory. The successful implementation of the external debt restructuring is expected to improve more the debt trajectory to the target landing zone of 55 percent in present value terms by 2028.

Developments in Sovereign Credit Ratings for 2023

200. Mr. Speaker, in 2023, the global sovereign credit ratings witnessed a mixed outturn with significant divergence in downgrades between advanced and emerging economies. Despite improvements in the overall ratings of developed countries, the sluggish performance of many emerging countries continues to drag down global ratings. This outturn culminated from the complex geopolitical and economic issues confronting the global world today, thereby exacerbating the already depressed global credit situation.

201. Mr. Speaker, among the key issues that must be dealt with to mitigate the downgrades include confronting credit headwinds, dealing with reshuffling capital flows, navigating geopolitical uncertainty, addressing climate change-related concerns, and muting the disruptions from crypto and cyber-threats. These issues pose considerable risk to the stability of the interconnected global financial system and credit markets that underpin the world economy.

202. Mr. Speaker, in the context of Africa, the episodes of credit ratings downgrades seem not to have abated in 2023 despite the efforts made in economic recovery in the post-COVID-19 period. Based on MoF analysis using data from Fitch, S&P, and Moody's, S&P downgraded Cameroon to CCC+ with a stable outlook and downgraded Egypt to B- with a stable outlook. Moody's also conducted five (5) negative rating actions on Cameroon (Caa1/Stable), Ethiopia (Caa3/Stable), Egypt (B3/Stable), Kenya (B3/Negative) and Tunisia (Caa2/Negative). Fitch also had 3 negative rating actions on Egypt (B/Negative), Kenya (B/Negative) and Tunisia (CCC-). .

203. Mr. Speaker, number of countries whose credit rating fell to CCC+ and below in 2023 have increased. For instance, S&P has rated thirteen (13) countries at CCC+ or below with six (6) of such countries from Africa. Moody's has also rated thirty (30) countries with ratings of CCC+ or below, compared to twenty-seven (27) countries last year and eleven (11) of such low rated countries are in Africa. Fitch, has so far rated thirteen (13) countries at CCC+ or below of which five (5) are in Africa.

204. Mr. Speaker, the rating actions done on Ghana for 2023 are not different from those of its peers. The 2023 rating experience has largely been informed by the ongoing public debt restructuring as well as the fiscal reforms being undertaken in line with the IMF Programme. From the beginning of 2023, 9 rating actions have been conducted on Ghana.

Table 22: Evolution of Foreign Currency Ratings of Ghana: 2021 – October 2023

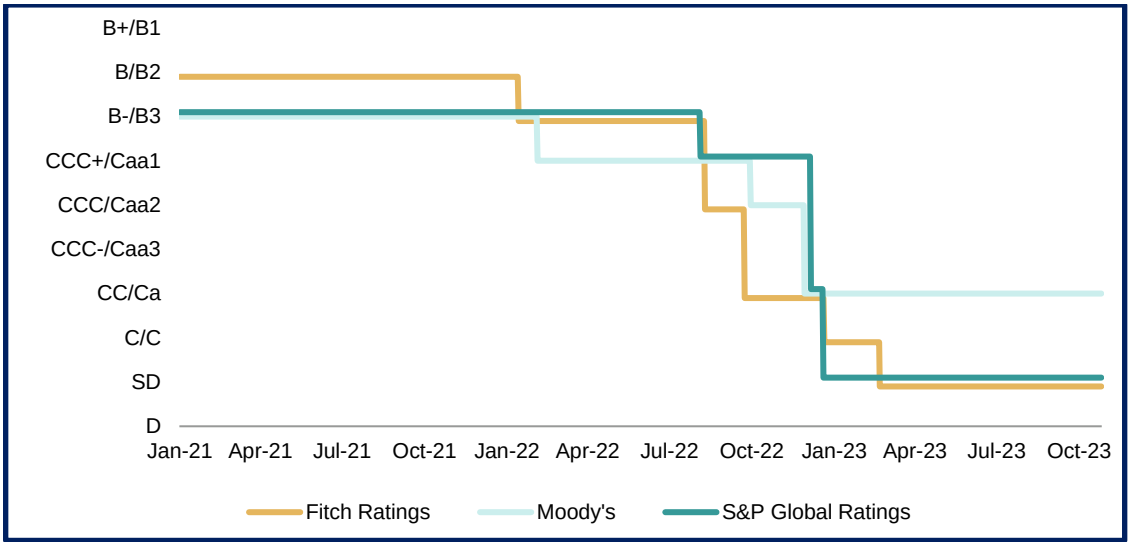

Source: MoF

Figure 12: Evolution of Local Currency Ratings of Ghana: 2021 – October 2023

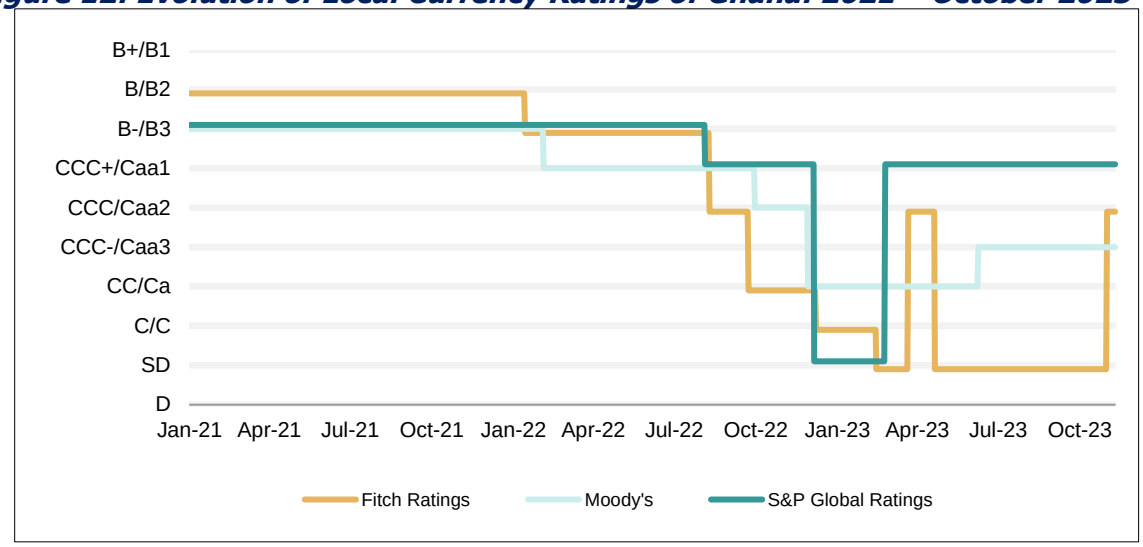

Source: MoF

205. Mr. Speaker, Quarter-One 2023 saw Ghana's ratings downgraded by Moody's, S&P, and Fitch Ratings, reaching default status on both local currency and foreign currency denominated debt due to a couple of missed payments on bonds that were not tendered. However, following the completion of the Domestic Debt Exchange Programme (DDEP), S&P and Fitch reviewed the local currency ratings upward from default.

206. Mr. Speaker, Fitch Ratings on 14th February, 2023 downgraded Ghana's Long-Term Local Currency (LTLC) Issuer Default Rating (IDR) from 'C' to Restricted Default (RD) due to a distressed debt exchange offer and a missed principal payment of holdout bonds on 6th February, 2023. The Long-Term Foreign Currency IDR was, however, affirmed at 'C'.

207. Subsequently, Mr. Speaker, on 21st February 2023, Fitch Ratings downgraded Ghana's Long-Term Foreign Currency (LTFC) IDR from 'C' to 'RD' due to a missed Eurobond coupon payment and Government's request for debt treatment under the IMF Common Framework beyond the DSSI. The LTLC IDR remained at 'RD'.

208. Mr. Speaker, on 24th February, 2023 S&P Global Ratings upgraded Ghana's Local Currency (LC) long-term rating from 'SD' to 'CCC+', after the successful completion of the first phase of the Domestic Debt Exchange Programme (DDEP) and affirmed its Foreign Currency (FC) rating at 'SD' because of the suspension of external debt repayment.

209. Mr. Speaker, following the successful completion of the DDEP and the resumption of payments on local currency bonds, local currency ratings from S&P and Fitch were lifted out of default. Fitch Ratings upgraded Ghana's LTLC IDR from 'RD' to 'CCC' on 22nd March, 2023. However, on 21st April, 2023, Fitch Ratings downgraded LTLC IDR from 'CCC' to 'RD' due to missed local-currency bond payments to holdout bondholders.

210. Mr. Speaker, S&P Global Ratings, on 2nd June 2023, affirmed Ghana's Foreign Currency rating at 'SD' and its Local Currency long-term rating at 'CCC+'. Two more commercial US dollar-denominated Eurobonds were also downgraded to 'D' (default) from 'CC' after missed debt service payments.

211. Mr. Speaker, on 9th June 2023, Moody's upgraded Government of Ghana's long-term local currency issuer rating from 'Ca' to 'Caa3' and maintained a stable outlook due to the completion of the main local currency debt restructuring and the receipt of support from the IMF. These, according to Moody's, contributed to the improved local currency ratings for Ghana.

212. Mr. Speaker, Fitch on 28th July, 2023 affirmed Ghana's Long-Term Local-Currency (LTLC) Issuer Default Rating (IDR) and Long-Term Foreign-Currency (LTFC) Issuer Default Rating (IDR) at restrictive default ('RD'). Fitch acknowledged that despite progress with official creditors for a restructuring of the country's external debt under the G20 Common Framework beyond the DSSI, persistent issues with missed payments on local-currency-denominated bonds and solvency concerns remain critical. Again, Fitch on 1st November 2023, upgraded Ghana's Long-Term Local-Currency (LTLC) Issuer Default Rating (IDR) to 'CCC.' This was on the back of the completion of the Domestic Debt Exchange programme, leading to a sizeable debt service reduction. Fitch has also affirmed Long-Term Foreign-Currency (LTFC) Issuer Default Rating (IDR) at 'RD'.

Update on the Implementation of the IMF-Supported PC-PEG

213. Mr. Speaker, the IMF Executive Board approved Ghana's 3-year, US$3 billion IMF-supported Post Covid-19 for Economic Growth (PC-PEG) on the 17th of May 2023 after the Government of Ghana secured a staff level agreement on the Programme in December 2022. The Programme aims to:

- restore macroeconomic stability and debt sustainability;
- build resilience through the implementation of wide-ranging and strong structural reforms in key sectors of the economy; and
- lay the foundations for stronger and more inclusive growth, while protecting the poor and vulnerable.

214. Mr. Speaker, the IMF-supported PC-PEG is reviewed semi-annually by the IMF through an IMF staff mission followed by final approval by the IMF Executive Board. Disbursements under the Programme are tied to successful completion of each review. The reviews assess our progress towards meeting the Quantitative Performance Criteria (QPCs), Indicative Targets (ITs), and Structural Benchmarks (SBs).

215. Mr. Speaker, Ghana's first review commenced with the IMF fielding a mission to undertake a staff assessment from 25th September to 6th October 2023. This review covered the assessment of:
- six (6) Quantitative Performance Criteria (PCs);
- one (1) Monetary Policy Consultation Clause (MPCC) for inflation;
- three (3) Indicative Targets (ITs); and
- Nine (7) Structural Reform Benchmarks (SBs) that were due at the end of September 2023.

216. The full list of the 2023 QPCs, ITs, and SBs are presented in Appendix 3E.

217. Mr. Speaker, I am glad to inform this august house that based on the IMF's own assessment (at the staff level) after the first review, Ghana met:
- All six (6) of the Quantitative Performance Criteria (QPCs). The QPCs are a floor net international reserves, ceiling on primary balance on commitment basis, ceiling on contracting non-concessional loan/guarantee, zero collateralized borrowing, no accumulation of external debt services.
- Two (2) out of the 3 Indicative Targets. The two ITs met are floor on social spending and a floor on non-oil public revenue. The IT on zero net accumulation of payables was missed largely due to the ongoing negotiations with Energy Sector IPP on legacy debt; and
- Six (6) out of the seven (7) Structural Benchmarks due end-September 2023. The six SBs met are (a) preparation and publication of arrears clearance and prevention strategy, (b) preparation and publication of financial sector strengthening strategy, (c) preparation and publication a strategy for review of earmarked (statutory) funds, (d) preparation and publication of a medium-term revenue strategy, (e) a strategy for indexation of LEAP benefits and (f) BoG to approve capital building buffer plans banks. The seventh SB on the preparation and publication of an updated Energy Sector Recovery Plan which was expected to completed at the end of June 2023 was completed and published on the MoF website in October 2023.

218. Mr. Speaker, the outstanding performance of Ghana during the first (1st) review paved way for Ghana to reach a Staff Level Agreement (SLA) with IMF on the 6th of October 2023, a record five (5) months after Programme was approved in May 2023. Mr. Speaker, the IMF rightly described Ghana's performance in the first review in its Press Release numbered (PR23/339) dated 6th October 2023 as "compelling performance".

219. Mr. Speaker, on behalf of H.E. Nana Addo Dankwa Akufo-Addo, the President of the Republic of Ghana, permit me to use this occasion to express our sincere gratitude to the right Hon Speaker, leadership of Parliament, and all members of this august House for the immense role you played in the successful implementation of the IMF-Supported PC-PEG under the 1st Review. Mr Speaker we would also like to appreciate the contributions of key stakeholders including, the Managing Director, Management

and staff of the IMF, The World Bank, the AfDB, and development partners who played diverse role in this journey. Mr. Speaker, we are equally grateful to the Council of State, CSOs, Labour Unions, Employers Associations, AGI, FBOs, Think-Thanks and Research institutions, and all other stakeholders who played various roles in the process.

SECTION FOUR: 2024 AND MEDIUM-TERM POLICY OBJECTIVES AND TARGETS

Government's Medium-Term Vision and Objectives

220. Mr. Speaker, developing countries including Ghana continue to experience the impact of global shocks comprising the Covid-19 Pandemic, Russia-Ukraine war the tight global financing conditions, historic global inflation, hikes in global interest rates, and high commodity prices, lately the Israel-Hamas war.

221. These shocks in conjunction with existing domestic vulnerabilities, plunged the Ghanaian economy into an economic crisis in 2022 characterized by high cost of living, unsustainable debt burden, fiscal stress, low stock of Gross International Reserves, rising interest rates, high exchange rate depreciation, credit rating downgrades, and low growth.

222. Mr. Speaker, Government developed the home-grown Post Covid-19 Programme for Economic Growth (PC-PEG) as the key blueprint to mitigate the impact of the crisis and propel the economy unto a higher growth path over the medium-term. The programme is being supported by a 3-year US$3 billion IMF ECF Arrangement approved by the IMF Executive Board on 17th May, 2023.

223. The main objective of the PC-PEG is to restore macroeconomic stability and debt sustainability, build resilience through the implementation of wide-ranging and strong structural reforms, and lay the foundations for stronger and more inclusive growth.

224. The PC-PEG is hinged on six pillars or policy priorities, namely:

i. **Restoring Fiscal & Debt Sustainability:** This entails pursuing ambitious front-loaded and lasting fiscal adjustment with a cumulative consolidation of 5.9 percentage points of GDP and large positive primary balances over the medium-term. It also includes undertaking a comprehensive debt restructuring programme to support Ghana's return to debt sustainability, by 2028;

ii. **Deep and Wide-Ranging Structural Reforms** to address structural bottlenecks, support fiscal adjustment and monetary policies, as well as support an inclusive growth process;

iii. **Stable Inflation and Exchange Rate** through prudent monetary policy, firmly re-anchor inflation expectations, enable the rebuilding of foreign reserve buffers, and bolster market confidence;

iv. **Preserve Financial Stability:** Reduce impact of the DDEP on the financial sector through provision of temporary regulatory forbearances and establishment of Ghana Financial Stability Fund, among others. It also involves implementation of banking supervision and macroprudential policies to safeguard financial sector stability;

v. **Entrepreneurship, Growth and Job Creation:** Encourage private investment, diversify the economy through well-targeted structural reforms that generate higher levels of total factor productivity; and

vi. **Protecting the Vulnerable and the Poor** by mitigating the impact of economic adjustment on the most vulnerable, through the strengthening of existing Social Intervention Programmes (SIPs) including the LEAP,

NHIS, Capitation Grant, and the School Feeding Program.

225. Mr. Speaker, the goal and pillars of the PC-PEG are informed by and aligned with Ghana's vision and the medium-term development policy objectives consistent with Article 36 (1) of the 1992 Constitution.

226. The Vision of the Ghana as outlined in the President's Coordinated Programme of Economic and Social Development Policies (2017-2024), is to build ***"an optimistic, self-confident and prosperous nation, through the creative exploitation of our human and natural resources, and operating within a democratic open and fair society, in which mutual trust and economic opportunities exist for all"***.

227. The medium-term development policy objectives are:
- Building a prosperous country;
- Creating opportunities for all Ghanaians;
- Safeguarding the natural environment, including addressing climate change issues and ensure a resilient built environment;
- Maintaining a stable, united, and safe country;
- Building back a resilient and robust country with strengthened adaptive capacity for withstanding national and global threats of different dimensions (including COVID-19); and
- Improving delivery of development outcomes at all levels.

228. Mr. Speaker, based on the key objectives and policy priorities of the PC-PEG, the main priorities in 2024 are:
- Implementation of the IMF-Supported PC-PEG including macroeconomic stabilization, fiscal consolidation, aggressive domestic revenue mobilisation, expenditure rationalization, structural reforms, and social protection;
- Completion of the Debt Restructuring Programme;
- Finalization and implementation of the Growth strategy with a focus on value addition, export promotion, domestic and foreign investments, Agriculture, Industry, Tourism, Textile & Garments, and Digitalisation;
- Leveraging climate financing for Green Growth;
- Focus on completing ongoing Infrastructure for Poverty Eradication Programme (IPEP) projects rather than start new ones;
- Road infrastructure;
- Rural electrification and telephony;
- Complete the issuance of Ghana Cards;
- Promote Peace and Security; and
- The 2024 general Elections (Governance Institutions, NCCE, Electoral Commission);

229. Mr. Speaker, notwithstanding uncertainties around the global economic recovery, we are confident that we are on the right path and, therefore, optimistic about the future. The macroeconomic environment is already showing strong signs of stability and recovery as Government implements the IMF-supported PC-PEG.

2024 and Medium-Term Macroeconomic Targets

230. Mr. Speaker, the 2024 macroeconomic framework has been prepared in line with the objectives and policy priorities of our 3-year IMF-Supported PC-PEG.

231. In the real sector, we expect Overall Real GDP growth to increase from an expected 2.3 percent in 2023 to 2.8 percent and reach 5 percent by 2027. This yields an average growth rate of 4.3 percent over the 2024-2027 period. Non-Oil Real GDP growth is projected to increase from an estimated 2.8 percent in 2023 to 2.1 percent in 2024 and pick up to 5 percent by 2027 giving an average growth rate of 4.1 percent over the 2024-2027 period. We expect that the implementation of the Growth Strategy to boost growth over and above our current growth projections in 2024 and the medium-term.

232. End period inflation is expected to moderate from an expected 29.4 percent in 2023 to 15 percent in 2024 and further to 8 percent from 2025 onwards.

233. On the fiscal front:
- the Primary Balance on commitment basis is key fiscal anchor we are using to assess our fiscal effort. Over the medium-term, we plan to improve the primary balance (commitment) from a deficit of 4.3 percent of GDP in 2022 to a deficit 0.5 percent of GDP in 2023. The primary balance is expected to improve further to a surplus at 0.5 percent of GDP in 2024 and to 1.5 percent of GDP from 2025 onwards;
- Non-Oil Domestic Revenue is expected to improve from 13.7 percent of GDP in 2022 to 14.1 percent in 2023 and improve further to 15.1 percent in 2024 before reaching 16.6 percent by 2027;
- Primary expenditures (commitment) are expected to moderate from 20.2 percent of GDP in 2022 to 16.2 percent of GDP in 2023 and 2024 before increasing slightly to 16.6 percent by 2027; and
- The present value of public debt as a share of GDP is expected to moderate from 89 percent of GDP at the end of 2022 to 55 percent by 2028 reflecting the gains from debt restructuring and fiscal adjustment over the period.

234. Gross International Reserves (including oil funds and encumbered and pledged assets) are expected to improve from US$6.3 billion (2.7 months of import cover) in 2022 to US$6.2 billion (2.9 months of import cover) in 2023 and improve further to US$6.6 billion (3.0 months of import cover) in 2024. The Gross International Reserves are expected to improve to US$10.1 billion (4.4 months of import cover) by 2027.

235. Mr. Speaker, based on the overall macroeconomic objectives and the medium-term targets, the following macroeconomic targets are set for the 2024 fiscal year:
- Overall Real GDP growth of at least 2.8 percent;
- Non-Oil Real GDP growth of at least 2.1 percent;
- End-Period inflation rate of 15.0 percent;
- Primary Balance on Commitment basis at a surplus of 0.5 percent of GDP; and
- Gross International Reserves (including oil funds and encumbered/pledged assets) to cover not less than 3.0 months of imports.

2024 and Medium-Term Real Sector Outlook

Overall GDP Growth

236. Mr. Speaker, economic growth performance for the first-half 2023 points to a steady recovery from the recent economic challenges. We expect the slow but steady recovery to continue and improve significantly in the medium-term underpinned by a growth strategy that builds on the earlier Post COVID-19 Programme for Economic Recovery (PC-PEG).

237. Given the rather positive performance of GDP in first half of 2023 coupled with general improvements in macroeconomic stability for the first nine months of the year, the Overall real GDP for 2023 has been revised upwards from 1.5 percent to 2.3 percent. Growth is expected to accelerate further to 2.8 percent 2024 and reach 5 percent by 2027. The average growth rate for the medium-term is projected at 4.3 percent over the medium-term (2024-2027) as shown in Table 23.

238. Similarly, Real Non-Oil GDP has been revised from 1.5 percent for 2023 to 2.8 percent. Non-Oil real GDP growth is expected to moderate slightly to 2.1 percent in 2024 and pick up to end 2025 at 4.4 percent with a further improvement to 5 percent by 2027. Non-Oil GDP is, therefore, expected to record an average growth of 4.1 percent over the medium term (2024-2027) as shown in Table 23.

Table 23: GDP Growth Projections for 2023-2027 (percent)

S/N	Item	2023	2024	2025	2026	2027
1	Overall GDP Growth	2.3	2.8	4.4	4.9	5.0
2	Non-Oil GDP Growth	2.8	2.1	4.4	4.8	5.0

Source: MoF

Sectoral GDP Growth

Agriculture

239. Mr. Speaker, the Agriculture sector is expected to slow down in 2023 and 2024, largely on the back of lower growth in the crops, livestock, and fishing sub-sectors. The sector's growth is, however, expected to increase to 5 percent from 2025 onwards to post an average growth rate of 4.5 percent over the medium-term (2024-2027). The projected slowdown in the Crops subsector is also reflective of the lingering base effect associated with the subsector's strong growth performances in 2020 and 2021.

Industry

240. The industry sector is expected to contract by 1.2 percent in 2023, driven by contractions in all of its subsectors, with the exception of Mining & Quarrying and Electricity, which are expected to record growths of 0.4 percent and 3.0 percent, respectively. The expected growth of Mining and Quarrying in 2023, despite being positive, is a sharp slowdown from the recorded figure of 8.1 percent in 2022, driven by an expected sharp slowdown in Gold production, one of its major sub-components. The other major sub-component, Oil and Gas, is expected to continue on a downward path, contracting by 5.5 percent due to underperformance in the Enyera part of the TEN field.

241. The Industry sector is expected to turn around in 2024, growing by 3.7 percent and improve further to 4.2 percent in 2025 and to 5.2 percent in 2026 and average 4.5

percent in the 2024-2027 period. The increased growth of the industry sector in the medium-term is based on projected positive growth rates for all subsectors including previously contracting ones. A sharp recovery is expected from the Mining and Quarrying subsector which is projected to grow by 6.2 percent in 2024. This recovery will be largely driven by new drilled oil wells under the Jubilee southeast project.

Services

242. Mr. Speaker, growth for the Services sector in 2023 and 2024 is expected to be 4.6 percent and 1.9 percent, respectively, compared with an actual performance of 5.5 percent recorded in 2022. The sector is expected to pick up gradually and record an average growth rate of 4.0 percent over the medium term, based on growth rates of 1.9 percent, 4.2 percent, 4.7 percent, and 5.0 percent in 2024, 2025, 2026, and 2027 respectively, as shown in Figure 13.

Figure 13: Sectoral Real GDP Growth, 2023-2027 (percent)

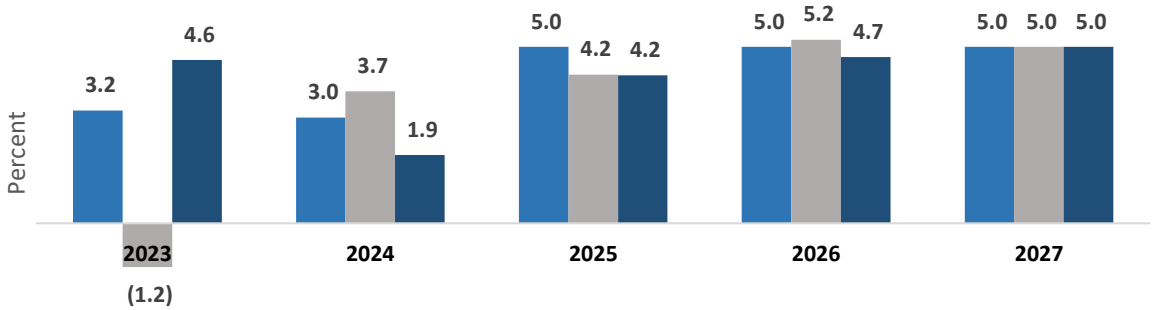

Source: MoF

Structure of the Economy (2023-2027)

243. Mr. Speaker, the Services sector is expected to remain the dominant sector over the medium-term in terms of percentage contribution to overall national output, followed by Industry and Agriculture. The projected sector shares are shown in Figure 14.

Figure 14: Sector Distribution of GDP, 2023-2027

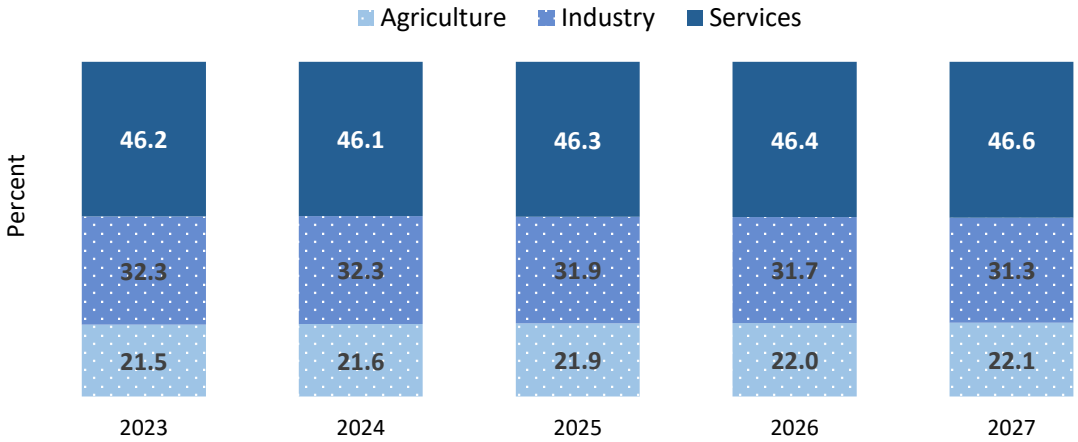

Source: MoF

Outlook for Monetary Developments in 2024 and the Medium-Term

244. Mr. Speaker, the Bank of Ghana has maintained the tight monetary policy stance to firm up the disinflation process. Among other measures, the Bank has further raised the monetary policy rate by a cumulative 300 basis points (bps) to 30 percent in the year-to-September 2023. In the outlook, monetary policy in 2024 and the medium-term will aim to regain price stability.

245. Inflation is expected to remain within the IMF programme's Monetary Policy Consultation Clause (MPCC) of 29.4 percent, with a symmetric band of 4.0 percent at the end of 2023, and trend further down within the medium-term target of 8±2 percent by end-December 2025. A tight monetary policy stance, favourable base drifts, relative stability on the foreign exchange market, and a favourable food harvest is expected to outweigh inflationary pressures over the near term.

Outlook for External Sector in 2024 and the Medium-Term

246. In the outlook, the external sector performance will largely depend on the conclusion of negotiations with the country's external creditors. Also, the Bank of Ghana's policy thrust will remain focused on increasing external buffers through sustainable means. The exchange rate is expected to remain stable, supported by continued progress with the implementation of the IMF-Supported Programme, expected inflows from the cocoa syndication loan, the second tranche of the IMF loan, mining sector inflows and the deepening of the Gold-for-Oil Programme (GoP). The main risks to the external outlook include increasing uncertainty about geopolitical tensions and volatility in commodity prices.

Strengthening The Financial Sector Post DDEP

247. Mr. Speaker, as stated in the 2023 mid-year budget, an initial amount of US$750 million is committed to implementing the solvency window of the Ghana Financial Stability Fund (GFSF) programme. It consists of the cedi equivalent of US$500m to be funded from the issuance of marketable bonds to help rebuild the capital buffer of state-owned and eligible indigenous financial institutions, and a US$250m World Bank loan targeted at providing additional tier-one capital for all banks and SDIs under qualifying criteria. I am pleased to announce that significant progress has been made towards its implementation particularly the support for state-owned and domestically controlled financial institutions.

248. Mr. Speaker, as expected from the stress tests conducted by the various financial sector regulators prior to the Domestic Debt Exchange Programme (DDEP), the solvency position of the financial sector has been significantly affected as a result of the DDEP, in particular state-owned and domestically-controlled financial institutions. The impairment losses that led to these solvency shortfalls were mainly due to maturity extensions and coupon reductions.

249. To mitigate the impact of the GoG debt operation on the financial sector, Government, with support from Ghana's financial sector regulators, the IMF, and World Bank, developed the Financial Sector Strengthening Strategy (FSSS) which provides for the design of the Ghana Financial Stability Fund (GFSF), and addressing of the remaining legacy challenges in the financial sector as a result of the 2017-2019 financial sector clean-up. The GFSF is designed to provide both solvency and liquidity intervention, with the liquidity window activated if needed. The MoF will administer the solvency window as a project under the Ministry, while the BOG with

support from Ghana's Financial Stability Council will administer the liquidity window when activated.

250. Mr. Speaker, the solvency window of the GFSF consists of two distinct sub-funds – a World Bank US$250m supported sub-fund called Fund A1 targeted at banks and SDIs who meet certain criteria required by the World Bank; and a GOG-funded US$500m cedi equivalent sub-fund called Fund A2 that will help to mainly recapitalise state-owned financial institutions and to the extent feasible provide some support to other indigenously-controlled financial institutions to improve their post-DDEP solvency.

251. Solvency support from Fund A1 supported by the World Bank, will be provided through a subscription for capital instruments structured as marketable perpetual debt instruments that meet BoG's regulatory requirements for Additional Tier 1 (AT1) capital instruments. On the other hand, Fund A2, is designed as a specific policy instrument to provide equity and long-term debt for indigenous financial institutions that meet specified regulatory and other eligibility criteria, to strengthen indigenous financial institutions.

252. Mr. Speaker, the state-owned Ghana Amalgamated Trust (GAT) will provide secretariat support for the Fund A2 sub-fund, leveraging on their prior experience in supporting indigenously-controlled banks to recapitalise and ensuring that Government support for such institutions done in line with best practices in improving corporate governance and their competitiveness.

Other Legacy Issues in the Financial Sector

253. Mr. Speaker, Government is also working with all financial sector regulators to address the remaining legacy issues in the financial sector. This includes addressing issues relating to strengthening National Investment Bank (NIB) to support industrial transformation and the revocation of license in 2019 by the Securities and Exchange Commission (SEC) of Blackshield Capital Management Limited, formerly Gold Coast Securities Limited.

254. Government, by the end of December 2020, completed the bailout exercise for depositors of banks and SDIs which had their licenses revoked between 2017 and 2019. The bailout for investors of the failed SEC-licensed Asset Management Companies (AMCs) however continued to 2022. Between 2020 and 2021, the fiscal cost of the asset management industry clean-up to Government was GH¢4,459.63 million which settled investors of 39 failed AMCs.

255. Mr. Speaker out of the GH¢ 4,459.63 million, Government in November 2020, paid GH¢50,000 each to all validated claims of 17 failed AMCs for which liquidation orders were still pending at the court. This intervention was on humanitarian grounds to provide relief for investors who had gone a year without access to their investments which could not be accounted for by the defunct AMCs and were in dire straits as a result of the impact of COVID-19 on the economy and their financial positions. This amounted to GH¢1,366.6 million. The partial bailout fully settled 86% of the claimants of the 17 failed AMCs including 89% of the individuals below 60 years and 82% of those over 60 years of age.

256. Mr. Speaker, unfortunately, the ongoing litigation commenced by shareholders of some of the defunct AMCs has made it difficult for the SEC to work with the Official Liquidator (Registrar of Companies) to obtain liquidation orders for Blackshield

Capital Management Ltd (formerly Gold Coast Securities Ltd). As a result, Government has not been able to support the bailout for investors of Blackshield. Accordingly, approval received from Parliament in 2021 to pay the aggrieved investors of Blackshield has lapsed.

257. Government will request the SEC to work with the Official Liquidator and engage the clients of the defunct Blackshield to reach an understanding about the framework of the bailout intervention by Government; and how existing challenges can be addressed amicably.

258. Mr. Speaker, to address National Investment Bank (NIB), distressed SDIs, and other legacy challenges in the financial sector, a provision of GHS4 billion has been made in the 2024 Budget. This appropriation will enable the Government to address the resolution of the outstanding issues from the 2017-19 financial sector clean-up exercise.

2024 and Medium-Term Fiscal Framework

259. Mr. Speaker, the broad medium-term fiscal policy objective is to restore and sustain macroeconomic stability and ensure fiscal and debt sustainability over the medium-term. The fiscal consolidation strategy is to progressively improve the fiscal balance to sustainable levels over the medium-term through the implementation of revenue enhancing and expenditure rationalisation measures, as well as the implementation of macro-critical structural reforms to address structural bottlenecks and improve competitiveness and efficiency. The strategy also entails completion of the comprehensive debt restructuring programme and the implementation of a prudent debt management strategy to support the drive towards debt sustainability.

260. Mr. Speaker, fiscal effort will be assessed through the Primary Balance on commitment basis, which has been elected as the main fiscal anchor. In this regard, we will be able to better monitor arrears accumulation and clearance with the singular objective of preventing the accumulation of new arrears as part of measures to achieve the fiscal and debt sustainability objectives in the medium-term. To this end, the Ministry of Finance developed and published an arrears clearance and prevention in June 2023 which is currently under implementation.

Summary of 2024 and Medium-Term Fiscal Framework

261. Mr. Speaker, consistent with the fiscal and debt sustainability objectives over the medium-term, the commitment basis primary balance has been programmed to improve from an estimated deficit of 0.5 percent of GDP in 2023 to a surplus of 0.5 percent of GDP in 2024 representing a fiscal effort of 1.0 percentage point of GDP over the period. The primary balance is further expected to increase to 1.5 percent of GDP in 2025 and maintained thereafter as shown in Table 24.

262. The primary balance path is supported by Total Revenue and Grants improving from an estimated 15.7 percent of GDP in 2023 to 16.8 percent in 2024, with further improvements to 18.1 percent by 2027. The revenue path will be supported by tax policy measures as well as measures to boost revenue administration and enhance tax compliance, and tax collection efficiency. The fiscal path is also supported by improvements in Primary Expenditure on commitment basis from an estimated 16.2 percent of GDP in 2023 and 2024 to 15.8 percent in 2025 before increasing slightly to 16.6 percent by 2027 as shown in Table 24.

263. The overall commitment basis Fiscal Deficit is expected to moderate from an estimated deficit of 4.6 percent of GDP in 2023 to 4.9 percent of GDP in 2024 and moderate further to 2.4 percent of GDP by 2027 in line with the medium-term fiscal and debt sustainability objective.

264. Likewise, the overall cash basis Fiscal Deficit is expected to improve from an estimated deficit of 5.3 percent of GDP in 2023 to 6.0 percent of GDP in 2024 and improve further to 3.3 percent of GDP by 2027 as shown in Table.

Table 24: Summary of Central Government Fiscal Operations (% of GDP)

No	Item	2022	2023 Rev. Budget	2023 Proj	2024 Budget	2025 Indicative	2026 Indicative	2027 Indicative
1	Total Revenue & Grants	15.8	15.8	15.7	16.8	17.3	18.2	18.2
	o/w Non-oil Domestic Revenue	13.7	14.1	14.1	15.1	15.8	16.5	16.6
2	Total Exp. (Commitment, Incl Discrepancy)	27.7	21.5	20.3	21.6	21.2	22.0	20.5
	o/w Primary Exp (Commitment, Incl Discrepancy)	20.2	16.3	16.2	16.2	15.8	16.7	16.6
4	**Primary Balance (Commitment)**	-4.3	-0.5	-0.5	0.5	1.5	1.5	1.5
5	Primary Balance (Cash)	-3.2	-1.2	-1.2	-0.6	0.5	0.6	0.6
6	Overall Balance (cash)	-10.7	-6.4	-5.3	-5.9	-4.9	-4.8	-3.3
7	Overall Balance (Commitment)	-11.8	-5.7	-4.6	-4.8	-3.9	-3.9	-2.4
8	Financing	10.7	6.4	5.3	5.9	4.9	4.8	3.3
	o/w Foreign (net)	1.6	1.0	1.0	0.0	-1.9	-1.7	-1.5
	o/w Domestic (net)	9.1	5.4	4.3	5.8	6.8	6.4	4.8
9	**Nominal GDP**	**610,222**	**854,834**	**850,656**	**1,050,978**	**1,216,854**	**1,372,186**	**1,548,313**

Source: MoF

265. Mr. Speaker, the fiscal effort for 2024 is anchored on the following revenue and expenditure measures.

2024 Revenue Measures

266. Mr. Speaker, the 2023 Budget presented a number of measures aimed at raising approximately 1.35 percent of GDP. The key amendments to the relevant laws were passed to bring effect to a number of these measures. Government, in its quest to sustain and improve the tax-to-GDP ratio from the current 13 percent to 18 percent and Non-Tax Revenue (NTR) as a percentage of GDP from 2.2 percent to 4.0 percent in the medium-term, has developed and adopted the Medium-Term Revenue Strategy (MTRS) spanning the period 2024-2027 which has been published on the MoF website . This strategy document was developed based on a whole-of-government approach and provides the roadmap for domestic revenue mobilisation over the medium-term. Mr. Speaker, the key revenue measures for 2024 were, therefore, drawn from our newly adopted Medium-Term Revenue Strategy document.

267. The Income Tax (Amendment) Act, 2023 (Act 1094) was passed in March 2023 to, among others things, introduce a tax on Gross Gaming Revenue (GGR) to replace corporate income tax and VAT on betting and gaming, as well as introduce a withholding tax on winnings from betting and other games of chance. The Act also re-introduced the Minimum Chargeable Income concept. Implementation of these measures which commenced in 2023, will be fully operational in 2024.

268. Mr. Speaker, the Stamp Duty Act, 2005 (Act 689) has not been reviewed since its enactment in 2005. As a result, the specific rates and fees are outdated and do not reflect the current economic realities, while the cost of collections have also become

very high. To address this concern, Government, in the coming year, will review the rates and fees for stamp duties in 2024. The bands subject to ad valorem taxes will be expanded while the specific rates will be reviewed upwards.

269. Mr. Speaker, as a means of promoting voluntary compliance, a simplified tax return will be introduced as part of the modified taxation scheme for individuals in the informal sector. This approach will make it easier for taxpayers to fulfil their tax obligations to the State.

270. The implementation of the Communications Service Tax (CST) is being carried out in phases. The first phase currently under implementation covers 14 entities, including pay-per-view television stations. Engagements with stakeholders for the implementation of the second phase has begun and their onboarding will be carried out in 2024.

271. Mr. Speaker, in our attempt to address negative externalities, we have noted some distortions in our application of the excise policy. The application of different excise rates for beer is inconsistent with the intended policy. Similarly, environmental excise duty does not cover plastic packaging and plastics which are also harmful to the environment. Furthermore, industrial and vehicle emissions continue to pose a danger to the environment. To correct these anomalies, Government will review the excise rate on beer and expand the Environmental Excise Duty to cover plastic packaging; and industrial and vehicle emissions.

272. Mr. Speaker, due to a mismatch in VAT and Customs legislations, there are some products which attract VAT locally while these same products do not attract VAT when imported. This distortion has made it more attractive to import the affected products rather than manufacture them locally. To correct this, the two enactments will be aligned to ensure that similar products attract the same tax.

273. Mr. Speaker, notwithstanding the efforts made by Government so far, there still exists a significant VAT gap that needs to be urgently addressed to improve our revenue performance. In this respect, the following measures will be put in place:

- the Commissioner-General's certified invoice will be the basis for all deductible expenses for income tax purposes;
- the second phase of the electronic invoicing system (e-VAT) covering six hundred large taxpayers and more than two thousand small and medium taxpayers will be implemented;
- the implementation of the upfront VAT on imports of Vatable goods by unregistered importers will continue;
- A VAT flat rate of 5 percent will replace the 15 percent standard VAT rate on all commercial properties will be introduced to simplify administration and enhance revenue mobilisation; and
- some VAT exemptions will also be reviewed to reduce distortions and abuses in the system.

274. VAT zero-rating was introduced on the supply of locally manufactured African prints and locally assembled vehicles to support domestic industry. This relief will be extended for another two (2) years for these products in order to make them affordable and bring them within reach of the ordinary Ghanaian.

275. Mr. Speaker, as of part of Government's policy to make pharmaceutical products accessible and affordable, we have initiated a process to amend LI 2255 to create a

level playing field and make the local pharmaceutical industry more competitive. This policy will support the local pharmaceutical manufacturing industry by the amendment of LI 2255 to include raw materials in the list of active ingredients.

276. Mr. Speaker, our engagements with local manufacturers of sanitary pads revealed that there is adequate local capacity to produce far in excess of our demand. Therefore, as part of Government's social contract and its efforts to boost the local industry, import duty waivers will be extended to cover imports of raw materials for the local production of sanitary pads, as well as zero-rating of VAT on locally produced pads. Government is currently in discussions with these local manufacturers to ensure that the concessions are reflected in the final price of the products on the market.

277. Mr. Speaker, Ghana, in 2015, joined the global efforts to combat illicit financial flows to tackle tax evasion and avoidance schemes. Towards this objective, and to address the current revenue gap, Government will sign bilateral agreements with its major trading countries to boost exchange of information in the area of Customs operations. In the same light, the Special Voluntary Disclosure Programme will be operationalised by the Ghana Revenue Authority in 2024. These measures will go a long way to deter non-compliance, tackle tax evasion, and ensure tax transparency.

278. Mr. Speaker, to continue making Ghana an attractive destination for investment, some policy measures will be introduced in the coming year. In line with the Ghana Automotive Development Policy, investors seeking to assemble electric vehicles in-country will be granted import exemptions on their semi-knocked down (SKDs), completely-knocked down (CKDs) and fully-built units (FBUs). This measure will consequently lead to the creation of green jobs for the youth and support the rapid development of the local value chain in areas such as lithium mining and processing as well as component manufacturing for electric vehicles.

279. Mr. Speaker, towards our quest to promote an eco-friendly environment and net zero carbon emissions, import duty exemptions will be granted for the importation of commercial electric buses for public transportation. This measure will promote the realisation of the green economy.

280. With respect to the agriculture sector, which plays an integral role in the growth agenda and the Ghana CARES programme, import duties on the importation of agricultural machinery, equipment and inputs that are not available locally will be waived. This measure will reduce the cost of production and make the sector more attractive.

281. Mr speaker, the Tripartite Committee has concluded negotiations on the National Daily Minimum Wage. The tax-free portion of the Individual Income Tax rates will accordingly be adjusted to take care of the change. Government recognises the constraints our medical personnel face in providing health care for our citizens. With the passage of the Exemptions Act, Government will engage the Ghana Medical Association on waivers for importation of vehicles to ease the transportation burden of our doctors. This policy will enable them to deliver quality and timely healthcare.

Non-Tax Revenue (NTR) Measures

282. Mr. Speaker, as part of the implementation of the MTRS, the Ministry will develop an overarching framework under the existing Public Financial Management Act, 2016, (Act 921) to govern the mobilisation and management of NTR.

283. Mr. Speaker, the Ministry of Finance will collaborate with the Ministry of Works and Housing and the Controller and Accountant General's Department (CAGD) to streamline and ensure efficient management of rent deductions from occupancy of Government accommodation.

2024 Expenditure Control Measures

284. Mr. Speaker, the following key expenditure measures will be pursued in line with the IMF supported PC-PEG programme to support the Government's fiscal consolidation process:

- Amendment of the Fiscal Responsibility Act to enhance budget credibility, underpin lasting fiscal discipline and improve Fiscal Policy oversight. We will submit to Parliament draft amendments to the Fiscal Responsibility Act (2018) after consultation with various stakeholders. The amendment will focus on designing new fiscal rules and revising the framework for the Fiscal Advisory Council to ensure its autonomy and operational independence.

- Develop a centralised inventory of all ongoing and planned public investment projects to strengthen budget credibility, exercise commitment control, and prevent accumulation of spending arrears. The inventory will include information on:
  - Nature and age profile of all ongoing projects including project start, completion dates, and estimate of project completion (%)
  - Source of financing (domestic vs external);
  - Financing resources spent to date and additional financing required;
  - List of priority projects planned and ongoing projects and the required multi-year budget allocation (showing annual funding requirement); and
  - List of non-priority projects and the their proposed treatment (suspend them temporarily or permanently)

- Enable "Blanket Purchase Agreement" to fully capture multi-year commitments / contracts in GIFMIS, in line with the MTEF ceilings to strengthen spending controls and prevent accumulation of arrears
- Integrate HRMIS with GIFMIS and the Payroll system to strengthen control on "ghost names", promotions, hiring and payroll costs.
- Align the quarterly allotments with a cash forecast and tighten the use of allotments as a control on the GIFMIS rather than the budget (starting from Q1-2024).
- Implement Government's strategy to streamline earmarked funds to improve operational efficiency of each to ensure value for money and reduce budget rigidities.

Arrears Clearance and Prevention Strategy

285. Mr. Speaker, as reported in the 2023 Mid-Year Fiscal Policy Review of the 2023 Budget Statement and Economic Policy of Government, a Spending Arrears Clearance and Prevention Strategy was developed and approved by Cabinet for implementation. This is part of the measures to achieve the objective of bringing public finances back on a sustainable path through improved efficiency in public spending.

286. In order to clear the existing stock of arrears, the Ghana Audit Service has begun the verification and validation of the arrears identified as at end-December 2022 before payments are made.

287. Mr, Speaker to prevent the accumulation of new arrears, Government has put in place the following measures to enhance commitment controls and prevents the accumulation of arrears.

- Alignment of the quarterly budget allotments with cash flow forecast and tighten the use of allotments as a control on the GIFMIS rather than the budget starting with the 2024 budget.
- MDAs will be required to revise their cash plans on a quarterly basis to reflect the allotments received in the course of the year and remaining requirements. The Cash plan module on Oracle Hyperion will be reconfigured by December 2023 after completing all stakeholder engagements, in line with the system's functionalities, which will be deployed to the various MDAs. MDAs will be trained on the system use to enable them to update their cash plans quarterly. This will ensure that MDAs are able to revise their cash plans within the window provided.
    - Standardize contracts for public works to ensure flexibility in budget execution
    - Review standard tender documents to include clauses that make the award of the contract null and void if not supported by GIFMIS generated PURCHASE ORDER
    - All MDAs will be required to use the GHANEPS for all Procurements to enhance transparency and efficiency in the procurement of goods, works, consultancy, non-consultancy, and asset disposal.
    - Improve Budget Execution practices by undertaking the following:
        - Approval of MDAs commencement requests to be done within the first quarter of any fiscal year to allow MDAs sufficient time to complete procurement and payment processes before end of year.
        - Enforcement of the use of GIFMIS for all transactions to prevent unbudgeted expenditure.
    - Internal Audit Agency to ensure that public officers within covered entities adhere to the legal and regulatory principles governing public financial management in the discharge of their duties.

288. All public officers, particularly Principal Spending Officers of covered entities held to the strict application of the administrative and criminal sanctions specified in Sections 96 to 98 of the Public Financial Management Act for various contraventions of the Act and its Regulations, particularly provisions relating to expenditure control.

289. In view of this, the Ministry of Finance has established a compliance desk as part of the internal audit function of the Ministry. The desk will closely track the tender advertisements from Covered Entities to ensure that they have allotment and are on the GHANEPS. In the event that such Covered Entities are not compliant, the desk will immediately seek explanation and refer such infractions under the PFM to the Attorney-General through the Legal Directorate of the Ministry for advice or penal actions.

Social Protection

290. Mr. Speaker, A key pillar of Ghana's IMF-Supported 3-year Post-Covid-19 Programme for Economic Growth (PC-PEG) Programme is to protect the poor and the vulnerable

through enhancement of existing social protection programmes. Against this backdrop, government continues to prioritize social protection programmes and is on track in meeting the social spending floor in 2023.

291. The Livelihood Empowerment Against Poverty (LEAP), School Feeding Programme, National Health Insurance (NHIS) Programme, and Capitation Grant are part of the key Social Intervention Programmes that are being enhanced to reduce inequalities and promote the general well-being of Ghanaians.

292. As indicated in the 2023 Budget Statement, Government doubled the LEAP benefits amount, effective January 2023. In addition, the Ministry of Gender, Children and Social Protection collaborated with MoF and developed an inflation-based indexation mechanism that adjusts the LEAP benefits on an annual basis to ensure that the real value of the benefits are not eroded by inflation. This IMF Supported PC-PEG structural benchmark was approved by Cabinet, at end September 2023 will be implemented in the 2024 Budget.

293. Mr. Speaker, Government will increase the budget allocation to these highly prioritised and targeted interventions by 11 percentage representing 0.5 percent of GDP in 2024, same as the target for 2023.

294. The LEAP grant is estimated to be doubled in 2024 from the 2023 target. This is the first time the LEAP grant has been doubled in two consecutive years (2023 and 2024). The goal is to cover 20 percent of pre-transfer household consumption over the next few years. This is to be achieved through periodic benefits adjustments, reassessments, monitoring and evaluation of the LEAP programme. The MoF will work closely with Controller and Accountant General and the MGCSP to ensure that Payments delays will be reduced by prioritising budget disbursements to the program.

295. Mr. Speaker, Government is committed to the implementation of the Ghana School Feeding Programme and advocate for the use of locally produced foodstuff to create a ready market for local farmers and boost the local economy. In 2024, Government will increase the feeding grant allocation by 11 percent over the 2023 target. This is a major step towards achieving the medium-term goal of ensuring the provision of 30 percent of children's daily calory intake, and will also help to compensate for the high food inflation the country experienced since last year. Government through the MGCSP will improve efficiency of the programme to reduce overhead expenditures.

296. With regards to the National Health Insurance Scheme, Government will increase budget allocation to the authority by at least 40 percent to gradually clear the backlog of medical claim arrears and ensure that the transfers fully cover the accrued medical claims, essential medicines, and vaccines. This forms part of measures to ensure availability of essential medicines and target a return of child vaccination rates to pre-crisis levels.

297. Government will deepen support for the implementation of the capitation grant, to help ease the financial burden on families as well as resource public basic schools with the effective running of the school activities.

298. Mr Speaker, these highly targeted interventions coupled with other programmes in health and education, will help bridge the inequality gap, build on the country's human capital, and protect the future of Ghanaians.

PFM STRUCTURAL REFORMS

299. Mr. Speaker, as part of expenditure reforms being implemented by Government under the IMF supported Post COVID-19 Program for Economic Growth (PC-PEG), the Ministry of Finance, has established a Public Financial Management Compliance Desk (PFM-CD) with the aim to tighten expenditure commitment controls and prevent the build-up of arrears.

300. The PFM-CD is expected to enforce strict compliance with budget commitment control and arrears prevention measures through;

- The tracking of all procurement award of contract by covered entities to ensure that they are preceded by purchase orders generated from the GIFMIS in compliance with regulations 66 (1b) of the PFM regulations,2019 (L.I 2378).
- The tracking of all procurements undertaken by covered entities to ensure that the processes are conducted by the compulsory use of the Ghana Electronic Procurement System (GHANEPS). Government has integrated the electronic procurement systems with the GIFMIS to ensure that only projects and activities that have been properly appropriated and provided quarterly allotment can obtain procurement approvals to award contracts.
- The regular monitoring of all covered entities expenditures to determine the level of compliance with the commitment compliance measures through the regular review by the internal audit units in covered entities, and enforce appropriate sanctions in line with the relevant laws.

301. Mr. Speaker, in furtherance of the budget commitment control measures, Principal spending officers are to take note and act accordingly:

- No contract should be signed by a Principal Spending officer unless the checklist for the confirmation of proper commitment of public funds in line with regulations 66 (1b) of the PFM regulations,2019 (L.I 2378) and that the procurement processes have been conducted through the GHANEPS have been certified by the Internal Auditor of the entity.
- Only principal spending officer is mandated to authorise commitment for a covered entity based on allotment provided by the Minister for Finance in line with section 7(b) of the PFM Act.

302. Mr. Speaker, to achieve the above commitment control measures, the Internal Audit Agency (IAA) has been requested to ensure that:

- Internal Audit Units (IAUs) in covered entities conduct quarterly commitment control compliance reviews and submit a report to the IAA as part of the quarterly performance report of IAUs.

- The Internal Audit Agency to review the commitment control compliance reports and submit a composite report including recommendations for sanctions to the Minister within one month upon receipt of the quarterly reports.

303. Mr. Speaker, to ensure effective enforcement and accountability by covered entities in respect of the budget commitment control measures, the ministry will publish a PFM commitment control compliance League table in line with the provisions of regulations 230 (1b) of the PFM regulations, 2019 (L.I 2378).

304. Mr. Speaker, government has taken steps to address the challenge of weakness in expenditure controls arising from statutory funds and IGF reliant institutions whose spending are not integrated with the centralised expenditure accounting and control system (i.e GIFMIS). To this end, government has fast-tracked steps for the full roll-out of all functions of the GIFMIS to all statutory funds and IGF reliant institutions. This will ensure that these institutions use the GIFMIS for IGF receipts, for receiving payment warrants and processing expenditure to ensure proper oversight and control by government.

305. Mr. Speaker, to achieve efficiency in the use of public funds by statutory funds, Government has initiated steps to undertake comprehensive reform and rationalization of the statutory funds to ensure spending efficiency, value for money and eliminate duplication of efforts in the use of funds. To this end, Government has completed a study and developed a strategy to reform the funding and operations of statutory funds, with the full implementation of the action plans to commence from 2024.

306. Mr. Speaker, to strengthen transparency and accountability in the management of public resources, the government is implementing a number of reforms through the following key interventions:

- **Strengthening Audit Committees to Oversee the Implementation of Audit Recommendations:** With the objective of making Audit Committees more effective in monitoring the implementation of audit recommendations, the Ministry in collaboration with the Internal Audit Agency (IAA) issued revised guidelines for the effective functioning of Audit Committees in March 2023. The revised guidelines are expected to strengthen the continuous oversight role of the Audit committees in public institutions as well as give impetus to the work of internal auditing.

- **Guidelines for the effective Follow-up and Implementation of Audit Recommendations**: To further enhance and prioritise the implementation of audit recommendations issued by the Auditor-General and Internal Auditors, the Ministry of Finance on 30th June 2023 issued the Audit Recommendations Implementation and Follow-up Instructions (ARI&FI) for public institutions. The Instructions clearly outlines the audit follow-up procedures and processes, responsibilities of stakeholders and applicable sanctions for non-compliance. A central body to be known as the Status of Implementation Review Committee has been instituted to oversee the implementation of all audit recommendations across covered entities, with a mandate to also review and recommend specific actions including sanctions and/or surcharges to the Minister for consideration. All public institutions are therefore directed to ensure strict adherence with the guidelines.

- **Guidelines on Emergency Expenditure Management**: In response to the need to ensure proper management and accountability for public funds during public emergency, the Ministry issued Emergency Expenditure Management Guidelines (EEMG) on 30th June 2023 for use by all public institutions. These Guidelines have been developed to provide fast-tracked and coordinated arrangements to enable public institutions to respond swiftly to mitigate the impact of public emergencies and deliver essential

public services whiles complying with relevant PFM laws. These Guidelines provide clear instructions on budgeting and resource mobilisation, authorisation and disbursements, procurement, accounting and treasury operations, reporting and emergency preparedness measures. They also provide fiscal coordination arrangements to ensure expedited decision-making and action by the PFM regulatory institutions during public emergencies. All public institutions are therefore directed to ensure strict adherence with the guidelines.

Resource Mobilisation and Allocation for 2024

307. Mr. Speaker, Total Revenue and Grants for 2024 is projected at GH¢176.4 billion (16.8% of GDP). The projection is underpinned by permanent non-oil revenue measures which are expected to yield at least 0.9 percent of GDP consistent with the medium-term revenue path under the IMF-Supported PC-PEG and the Medium-Term Revenue Strategy published on the website. Of the Total Revenue and Grants, Domestic Revenue, comprising revenues from Non-Oil Taxes, upstream Oil and Gas operations, Non-Tax receipts and Other Revenue, is estimated at GH¢173.3 billion and represents an annual growth of 31.9 percent over the projected outturn for 2023.

308. Mr. Speaker, of the Total Domestic Revenue amount, Non-oil Tax Revenue which constitutes about 79.0 percent and is estimated at GH¢135.9 billion (12.9% of GDP), representing an annual growth of 33.0 percent.

309. Mr. Speaker, Non-Tax Revenue (Non-oil) is estimated at GH¢14.8 billion (1.4 percent of GDP), representing about 8.6 percent of Domestic Revenue. Of this amount, GH¢12.3 billion will be retained for use by MDAs, while GH¢2.5 billion will be lodged, with an estimated yield of GH¢338 million from the IGF Capping Policy.

310. Mr. Speaker, Total Oil and Gas receipts are projected at GH¢15.0 Billion (1.4 percent of GDP).

311. Mr. Speaker, Other Revenue comprising SSNIT transfers to the NHIL, and ESL which includes the Delta Fund and the Pollution & Sanitation Levy will amount to GH¢7.6 billion (0.7% of GDP).

312. Mr. Speaker, Grants disbursement from Development Partners constitutes about 1.4% of Total Revenue and Grants is estimated at GH¢3.1 billion (0.3% of GDP). The Grants is made up of Programme Grants estimated at GH¢726 million and Project Grant estimated at Ghs2.4 billion.

Figure 14: Resource Mobilisation for 2024 (in GH¢ Million)

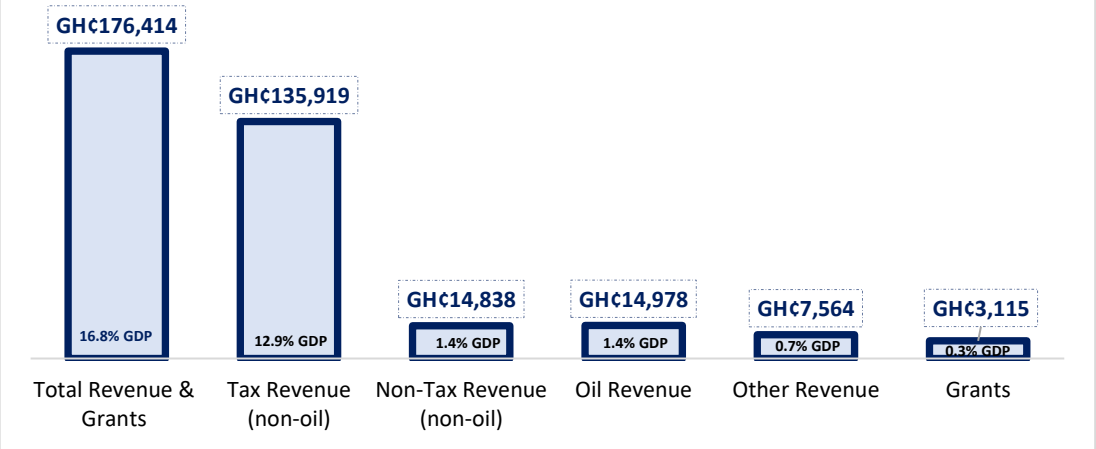

Source: MoF

Resource Allocation for 2024

313. Mr. Speaker, Total Expenditures (Commitment) for 2024 has been programmed at Ghs226.7 billion (21.6% of GDP). Primary Expenditure (commitment) which is expenditures net of interest payments is projected at GH¢170.7 billion (16.2% of GDP).

314. Mr. Speaker, Compensation of Employees, comprising wages and salaries, pensions, gratuities, and social security has been programmed at GH¢63.7 billion (6.1% of GDP).

315. Mr. Speaker, Use of Goods and Services is also projected at GH¢11.1 billion (1.1% of GDP). Grants to Other Government Units which comprise transfers to Statutory Funds as well as all Other Earmarked Funds is estimated at GH¢39.6 billion (3.8% of GDP).

316. Mr. Speaker, Capital Expenditure (CAPEX) is projected at GH¢28.7 billion (2.7% of GDP). Of this amount, Domestically Financed CAPEX is GH¢18.2 billion. An amount of GH¢10.5 billion has been programmed for Foreign Financed CAPEX and this will be funded by a combination of Project Grants and project Loans.

317. Mr. Speaker, Other Expenditure, mainly comprising Energy Sector Levies (ESL) transfers and Energy Sector Payment Shortfalls to IPPs is estimated at GH¢27.7 billion (2.6 percent of GDP).

Figure 15: Resource Allocation for 2024 (in GH¢ Million)

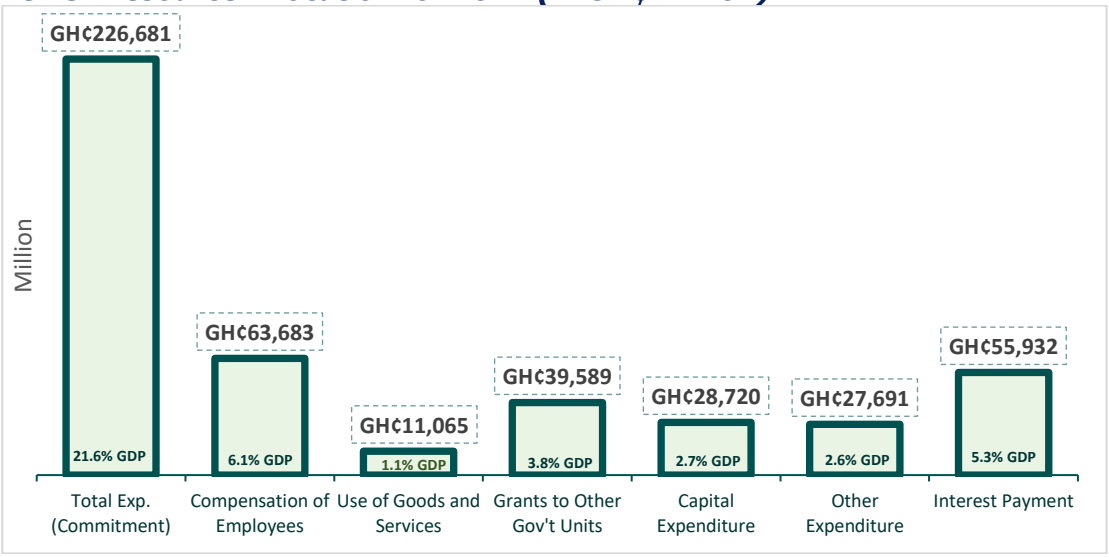

Source: MoF

Budget Balances and Financing Operations for 2024

318. Mr. Speaker, based on the estimates for Total Revenue & Grants and Total Expenditure (commitment), the projected Overall balance on commitment basis is a deficit of GH¢50.1 billion, equivalent to 4.8 percent of GDP. The corresponding Primary balance on commitment basis is a surplus of GH¢ 5.7 billion, equivalent to 0.5 percent of GDP.

319. Mr. Speaker, on cash basis, Overall balance is a deficit of GH¢61.9 billion, equivalent to 5.9 percent of GDP. The corresponding Primary balance on cash basis is a deficit of GH¢5.9 billion, equivalent to 0.6 percent of GDP.

320. Mr. Speaker, the cash deficit of GHs62.6 billion is expected to be financed from both foreign and domestic sources. Total Foreign financing will amount to GH¢464 million (1.6% of GDP) on net basis. Foreign financing will include a provision for financing from IMF ECF programme disbursements of US$720 million and World Bank Development Policy Operation (DPO) funding of US$300 million.

321. Mr. Speaker, the residual Net Domestic Financing, will amount to GH¢61.4 billion (5.8% of GDP), representing 99.3 percent of the total financing for 2024. This is expected to be sourced from the issuances of debt at the short end of the domestic market.

2024 and Medium-Term Debt Management Strategy

322. Mr. Speaker, in line with Government's objective of ensuring debt sustainability within the medium-term, the 2024 MTDS will propose an appropriate financing mix with the objective of minimising cost and consistent with an acceptable level of risk. Government, in 2024, will continue implementing its debt operations programme anchored on a return to a sustainable debt path.

323. Mr. Speaker, recall that T-bills were exempted from the DDEP and, therefore, the expectation is that the Treasury market would be active and functional in 2024 and the medium- term. Currently, due to the challenges of issuing medium-term bonds, the domestic financing strategy proposes continuous issuances of T-bills on the

domestic market to support the 2024 budget. In addition to the programmed net domestic financing, the strategy is to create cash buffers for debt operations and cash management purposes. The strategy also envisages issuances / re-opens of the new exchanged bonds and pay down of the holdout bonds. The domestic financing strategy further proposes the issuances of Government paper to address commercial banks' recapitalisation cost arising from the DDEP in the financial sector.

324. Mr. Speaker, the external financing resources for the budget in 2024 will be supported by funds from the IMF-ECF and World Bank Development Policy Objective (DPO). The ECF and DPO will be disbursed in tranches to address the budgetary and external financing gaps. Additionally, the strategy seeks to optimise concessional external financing from multilateral and bilateral creditors. The emphasis on concessional financing is to minimize the impact of Forex and interest cost on the portfolio. Over the medium-term, Government will continue its debt operation programme and will explore opportunities to reduce the level of risk embedded in the portfolio. To effectively implement these strategies, Government will enhance its communication with market participants.

2024 Debt Sustainability Analysis

325. Mr. Speaker, the medium-term fiscal framework is anchored on restoring debt sustainability. The outlook for Ghana's debt sustainability shows that the granularity in the risk rating is unsustainable and overall risk of public and external debt remain in 'debt distress.'

326. Mr. Speaker, it is expected that ongoing fiscal adjustments and the debt operation will positively impact the debt trajectory in the medium-term.

327. Mr. Speaker, Government announced in the 2023 Mid-Year Budget Review, an upper limit on non-concessional borrowing of US$66.2 million (in present value term) for 2023. This limit has been extended to 2024 upper limit of US$84.7 million (in present value terms), as part of efforts to enhance fiscal consolidation and reduce budgetary slippages. The debt limit applies to central government borrowing as well as all State-Owned Enterprises (SoEs) and covered entities. Notwithstanding the upper limit on non-concessional borrowing, Government will not initiate new projects through non-concessional sources in 2024.

328. Mr Speaker, the zero ceiling on any collateralised debt over revenue streams or other assets for all MDAs and SoEs as announced in the 2023 Mid-Year Budget Review has been extended to 2024.

Public Debt Management Programme

329. Mr. Speaker, in line with the macro fiscal framework and in accordance with the PFM Act 2016 (Act 921), the Ministry updated the DSA and successfully published the 2023-2026 MTDS. Also, the DDEP which was launched in December 2022 was successfully completed in September 2023.

330. Mr. Speaker, on 30th March, 2023, the Ministry of Finance submitted the 2022 Annual Public Debt Report (APDR) to Parliament in fulfilment of Section 72 of the PFM law. The 2022 APDR has since been published on the Ministry's website. To enhance transparency and accountability, a dedicated web page on the Ministry of Finance website was created for the debt operation exercise. All relevant information on the

completed DDEP and the ongoing external debt restructuring exercise have been published on the web page.

331. In July 2023, the MTDS was revised in response to the debt treatment programme. As a result, the Issuance Calendar for the third quarter was prepared and published to guide the borrowing activities of Government.

332. Mr. Speaker, in 2024, the Ministry will prepare, submit to Parliament, and subsequently publish the 2023 APDR. The Ministry will also conduct, publish, and implement a DSA and revise the Medium-Term Debt Management Strategy (MTDS) to guide borrowings. The recommendations from these reports will inform policy decisions leading to the reduction in the debt burden and insulation against other fiscal vulnerabilities.

333. Mr. Speaker, in accordance with Section 57 (f)(2) of the PFM Act, the Annual Borrowing and Recovery Plan will be prepared in line with the MTDS and published to guide relevant stakeholders. Also, the Ministry will undertake extensive project monitoring activities in 2024 to ensure that projects still receiving funding meet their completion date.

334. Mr. Speaker, the Ministry will work with relevant MDAs to conduct a comprehensive assessment of non-concessional projects whose implementation have stalled due to the external debt suspension.

335. Mr. Speaker, the Ministry, in collaboration with credit rating agencies, will conduct sovereign rating assessment on Ghana in 2024. These ratings are essential tools for assessing the creditworthiness of nations and are vital for governments, investors, and lenders when making financial decisions. They serve as a critical component of the international financial system, helping to ensure stability and transparency in the world of sovereign borrowing and lending.

336. Furthermore, Mr. Speaker, the Ministry will engage in extensive investor relations activities, including town hall meetings and investor presentations.

337. Mr. Speaker, to contain fiscal risks, the Ministry will intensify its credit risk assessment of SOEs and other public entities. Though there is a debt limit on borrowing by SOEs, the Ministry will collaborate with SIGA to address structural challenges and thereby improve the credit worthiness of these SOEs.

338. Mr. Speaker, to ensure that the Public Debt Management Office (PDMO) is meeting international standards in debt management, the Ministry, in the coming year, will undertake Debt Management Performance Assessment (DeMPA). This is to improve the processes and procedures currently in place and debt management activities.

339. Mr. Speaker, considering the debt restructuring and its accompanying complexities and technicalities, strengthening the capacity of PDMO to manage the public debt effectively is essential for ensuring transparency and accountability. In this regard, the Ministry will embark on a rigorous capacity building exercise primarily focused on staff of the DMO and other stakeholder institutions in the debt management community.

2024 and Medium-Term Petroleum Receipts and Utilisation

340. Mr. Speaker, consistent with the First Schedule (Section 17) of the Petroleum Revenue Management Act (PRMA), 2011 (Act 815) as amended, the Benchmark price for 2024 has been calculated as a seven-year moving average of prices. This yielded a benchmark crude oil price projection of **US$75.44 per barrel,** up from the price of US$74.00 per barrel for 2023 in the 2023 Mid-Year Fiscal Policy Review. The crude oil prices for purposes of estimating the Benchmark crude oil price were sourced from the following:
- ICE Dated Brent Crude Bloomberg Historical Actual Prices from 2019 to 2022;
- A combination of ICE Dated Brent Crude Bloomberg actuals and futures prices for 2023; and
- ICE Dated Brent futures from Bloomberg for 2024 and 2025.

341. Mr. Speaker, the gas price for 2024 is also projected at **US$6.84** per MMBtu, estimated as a seven-year moving average in line with the PRMA. The benchmark gas prices is based on Gas prices using a blend of the US CPI/PPI index and the Henry Hub Spot Price Index to capture inflationary trends and movement in global gas prices on the well-head price of gas, in line with the specific contracts.

2024 Benchmark Output

342. The 2024 Benchmark crude oil output is estimated at **51.15 million barrels** (139,754 barrels of crude oil per day), based on a three-year simple average of each producing field's actual and projected outputs in line with the PRMA. The Ghana group's share of the total Benchmark crude oil output (51.15 million barrels) based on Ghana's fiscal regime is 10.15 million barrels consisting of:
- Royalty volume of 2.82 million barrels; and
- Carried and participating interest volume of 7.32 million barrels.

343. Similarly, the Benchmark gas output, has been estimated at 116.46 trillion Btu for 2024. The gas output was converted from Bcf to trillion Btu using the conversion factor of 1,060 btu/scf.

2024 Total Petroleum Receipts

344. Mr. Speaker, the projected petroleum receipts for 2024 is **US$1,072.35** million. The total petroleum receipts are made up of Royalties (US$213.08 million), Carried and Participating Interest (US$552.47 million), Corporate Income Tax (US$306.04 million) and Surface Rentals (US$0.76 million) as shown in Table 25.

Table 25: Sources of Petroleum Revenue for 2024 & the Medium-Term

	Items	Unit	2024	2025	2026	2027
1	**Total Petroleum Receipts**	US$ mn	**1,072.35**	**1,011.14**	**1,145.60**	**1,114.77**
2	Royalties	US$ mn	213.08	220.15	237.32	229.18
2.1	o/w Crude Oil	US$ mn	213.0819	220.1472	237.3161	229.1756
3	Carried and Participating Interest	US$ mn	552.47	571.70	616.74	595.64
3.1	o/w Crude Oil	US$ mn	552.47	571.70	616.74	595.64
4	Corporate Income Tax	US$ mn	306.04	218.41	291.55	289.95
5	Surface Rentals	US$ mn	0.76	0.88	-	-
	Memo					
1	Price	US$/bbl	75.44	77.32	81.96	82.57
2	Benchmark Production (crude oil)	Million bbl	51.15	52.18	53.40	51.18

345. Of the total receipts of US$1,072.35 million, US$250.41 has been programmed for the National Oil Company (GNPC) for the Equity Financing Cost (US$120.96 million) and its share of the net Carried and Participating Interest (US$129.45 million) as shown in Table 26.

346. Mr. Speaker, the Benchmark Revenue for 2024, which is the total petroleum receipts, net of the programmed receipts for GNPC is estimated at US$821.94 million. Of this amount, a total of US$575.36 million representing 70% of the Benchmark Revenue has been allocated to the Annual Budget Funding Amount (ABFA), while the Ghana Petroleum Funds (GPFs) will receive US$246.58 million. The GPFs receipts will be distributed between the Ghana Stabilisation Fund (US$172.61 million) and Ghana Heritage Fund (US$73.97 million) in the ratio of 70% to 30% in line with the PRMA, as shown in Table 26.

Table 26: Petroleum Revenue Distribution in the Medium-Term (GNPC & GoG)

Items	Unit	2024	2025	2026	2027
Transfer to National Oil Company (NOC)	US$ mn	250.41	255.47	293.58	273.55
o/w Equity Financing	US$ mn	120.96	119.94	155.09	135.51
o/w 30% share of Net Carried & Participating Interest	US$ mn	129.45	135.53	138.49	138.04
Benchmark Revenue (BR)	**US$ mn**	**821.94**	**755.66**	**852.02**	**841.22**
o/w Annual Budget Funding Amount	US$ mn	575.36	528.97	596.41	588.86
o/w Transfer to the Ghana Petroleum Funds	US$ mn	246.58	226.70	255.60	252.37
o/w Ghana Stabilization Fund	US$ mn	172.61	158.69	178.92	176.66
o/w Ghana Heritage Fund	US$ mn	73.97	68.01	76.68	75.71

Source: MoF

347. Mr. Speaker, the medium-term total petroleum receipts are projected at US$1,011.14 million, US$1,145.60 million, and US$1,114.77million, for, 2025, 2026, and 2027, respectively. This is based on Benchmark price per barrel of US$77.32, US$81.96, and US$82.57 for 2025, 2026, and 2027, respectively. The corresponding crude oil prices and production volumes in the medium-term are shown in the memo items in Table 25 above.

SECTION FIVE: GHANA'S DEBT RESTRUCTURING PROGRAMME

348. Mr. Speaker, the global public debt architecture has changed significantly in the wake of international headwinds. Though the global economy appears to show signs of recovery, the extent of resilience has not been remarkable due to heightened geopolitical events. The fiscal and monetary levers traditionally used to address economic overheats have proven insufficient, leading to a high reliance on debt financing. This situation has increased public debt levels in many countries, especially in the Emerging Markets and Developing Economies (EMDEs).

349. Mr. Speaker, this has made public debt management a major hurdle for many EMDEs, especially in Africa resulting in a high cost of borrowing and high debt burdens, a situation that has threatened the credibility of fiscal policy. The current high U.S. interest rate regime has also impacted negatively on emerging market debt levels. As a result, a significant portion of domestic revenue is used to service the high cost of debt in EMDEs and Africa. For instance, over the last decade, external debt service costs have increased by an average of 2 percent of GDP for EMDEs. In Sub-Saharan Africa, the increase is about 3 percent of GDP.

350. Mr. Speaker, in Ghana, the situation regarding public debt is not different from that of EMDEs. Debt has for some time been strategically used to address fiscal gaps. Though financing through debt has supported public expenditures for economic growth, social spending and poverty reduction, in recent times the increasing interest cost has reduced the fiscal space required to fund these expenditures. Also, due to the increasing size of debt and diversity of the debt portfolio, the country's exposure to external shocks has heightened.

351. Mr. Speaker, Ghana's economy although well diversified is heavily import dependent. The large imports of intermediate products for manufacturing and production expose the country to external shocks with attendant inflationary pressures. Ghana has also suffered severe currency depreciation, credit rating downgrades, loss of access to the international capital market and a rising financing gap.

352. Mr. Speaker, these vulnerabilities affected Ghana's fiscal position, elevated the debt dynamics and impeded efforts at sustaining economic growth thereby necessitating the need for a debt restructuring programme.

353. Mr. Speaker, December 2022, Ghana consequently commenced one of the most comprehensive debt restructuring programme aimed at restoring public debt to sustainable levels. This difficult but necessary exercise included the restructuring of both domestic and external debt to reduce the public debt burden.

Domestic Debt Exchange Programme

354. Mr. Speaker, following an extensive engagement with key stakeholders, Government launched the DDEP on 5th December, 2022, to voluntarily exchange GH¢126.98 billion of domestic notes and bonds.

355. Mr. Speaker, in conducting the DDEP, Government took into consideration the following:

- **Protecting Ghana's Financial Stability**: Domestic debt restructuring in most parts of the world had resulted in a crush of the financial sector. Considering the critical role

that the financial sector plays in the economy, it was important to ensure that the impact of the DDEP on Banks and the non-bank financial institutions are contained.

- **Protecting the Economic and Social Conditions**: The DDEP perimeter was carefully structured to safeguard the economy and minimise its impact on citizens.

356. Mr. Speaker, considering the diversity of the eligible holders and the complexity of the debt portfolio, the DDEP was implemented in two phases to ensure optimal execution. The first phase focused on the exchange of domestic notes and bonds issued by the Government of Ghana (GoG), ESLA Plc., and Daakye Trust Plc. The second phase involved the local US dollar-denominated bonds, Cocoa bills issued by the Ghana Cocoa Board ("Cocobod"), an alternative offer to the Pension Funds and non-marketable debt held by the BoG. Treasury bills were completely excluded from the restructuring perimeter.

GOVERNMENT OF GHANA CEDI BONDS

357. Mr. Speaker, Government, upon consultations and engagements with major domestic creditor categories crafted three (3) new security holdings:

- **'Category A' Holders: -** Identified as natural persons below 59 years old as of 31st January, 2023, with a coupon of 10.0 percent paid semi-annually and amortised equally in 2027 and 2028;
- **'Category B' Holders: -** Identified as natural persons 59 years old or above as of 31st January, 2023 with a coupon of 15.0 percent paid semi-annually and amortised equally in 2027 and 2028; and
- **'General Category' Holders: -** Identified as holders not defined in 'Category A' & 'Category B' with coupons starting from 8.35 percent, increasing consistently by 0.15 percentage points to 10 percent for twelve (12) new bonds, amortised each year from 2027 to 2038.

358. Mr. Speaker, the first phase of the DDEP closed on 7th February, 2023 and settled on 21st February, 2023. An administrative reopening was carried out on 13th September, 2023 to allow eligible bondholders who were unable to participate in the first phase as a result of mistakes and errors on their tender applications. An amount of GH¢4.0 billion was tendered under the administrative reopening, which closed on 22nd September, 2023 and settled on 29th September 2023.

359. The results were as follows: (i) the total exchanged amount then increased to GH¢87.01 billion, with a participation rate of 90.7 percent; and (ii) the average coupon rate on the domestic debt reduced from 19.1 percent to 9.1 percent, with average maturity extended from 3.8 years to 8.3 years.

Table 27: GoG Exchanged Amount & Participation Rate

	Phase 1	Administrative Re-opening	TOTAL
Launch	5th Dec. 2022	13th Sept. 2023	
Closing Date	7th Feb. 2023	22nd Sept. 2023	
Settlement Date	21st Feb. 2023	29th Sept. 2023	
Exchanged Amt	GH¢83.00 bn	GH¢4.01 bn	GH¢87.01 bn
Participation Rate	86.5%	4.2%	90.7%

Source: MoF

Figure 16: Outcome of the First Phase of the DDE



Source: MoF

360. Mr. Speaker, the second phase was launched on 14th July 2023, closed on 25th August 2023 and settled on 4th September 2023 as follows:

Local US Dollar-Denominated Local bonds

361. Mr. Speaker, on 14th July 2023, the exchange of the local US Dollar-Denominated bonds was launched for an eligible amount of US$809.0 million. The exchange was offered against two new series of US$ bonds maturing in 2027 and 2028, with interest rates of 2.75 percent and 3.25 percent and an extended maturity of 4 and 5 years, respectively.

362. On 25th August, 2023 the tender was closed and settled on 4th September, 2023. A total of US$741.7 million of US dollar-denominated bonds were tendered with a participation rate of 91.7 percent. The new bonds had an exchange consideration ratio of 50 percent with aggregate principal amount allocated equally between the two series of bonds (August 2027 bond & August 2028 bond). Average coupon rate reduced from 5.4 percent to 3.0 percent and maturity extended from 1.5 years to 4.5 years.

Figure 17: Outcome of the US$-denominated Local Bonds Exchange



Source: MoF

Cocoa Bills

363. Mr. Speaker, the Cocoa bills exchange was launched on 14th July, 2023 with an eligible amount of GH¢7.9 billion. The Exchange closed on 25th August, 2023 and settled on 4th September, 2023. Bills of GH¢7.7 billion were tendered, with a participation rate of 97.4 percent. The Cocoa bills have been exchanged for 5 new securities maturing between 2024 and 2028 in proportions of 5.0 percent for 2024 bond, 20.0 percent for 2025 bonds and 25.0 percent for 2026-27-28 bonds. The new

bonds, with a fixed interest rate of 13.0 percent, are still the debt of COCOBOD. The average maturity of the bills has been extended from 0.7 years to 4.4 years.

Figure 18: Outcome of the Cocoa Bills Exchange

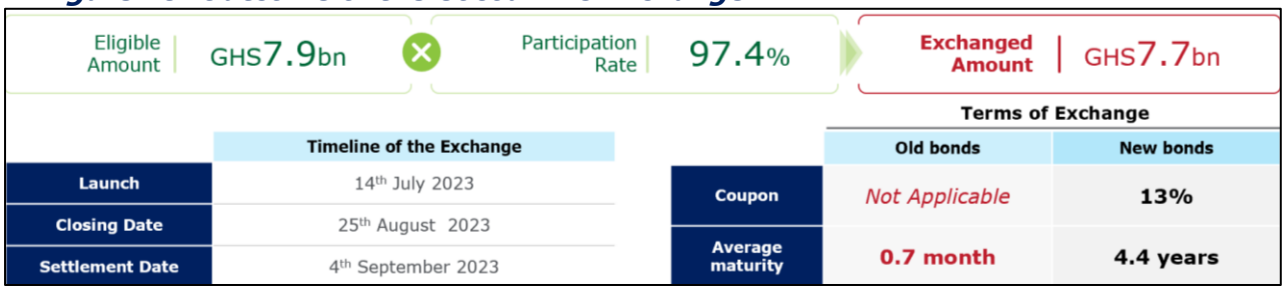

Timeline of the Exchange	
Launch	14th July 2023
Closing Date	25th August 2023
Settlement Date	4th September 2023

Terms of Exchange	Old bonds	New bonds
Coupon	*Not Applicable*	13%
Average maturity	0.7 month	4.4 years

Source: MoF

Pension Funds Alternative Offer

364. Mr. Speaker, Pension Funds were not eligible under the DDEP. A specific exchange was, however, launched to allow the Pension Funds to disengage from the 'Old Bond' market and to provide the Funds with access to new Bonds with greater value. The transaction closed on 25th August, 2023 and settled on 4th September, 2023.

365. Mr. Speaker, a total amount of GH¢29.6 billion was tendered out of the outstanding eligible bonds of GH¢31.0 billion, given a participation rate of 95.4 percent.

Figure 19: Outcome of the Pension Funds Exchange

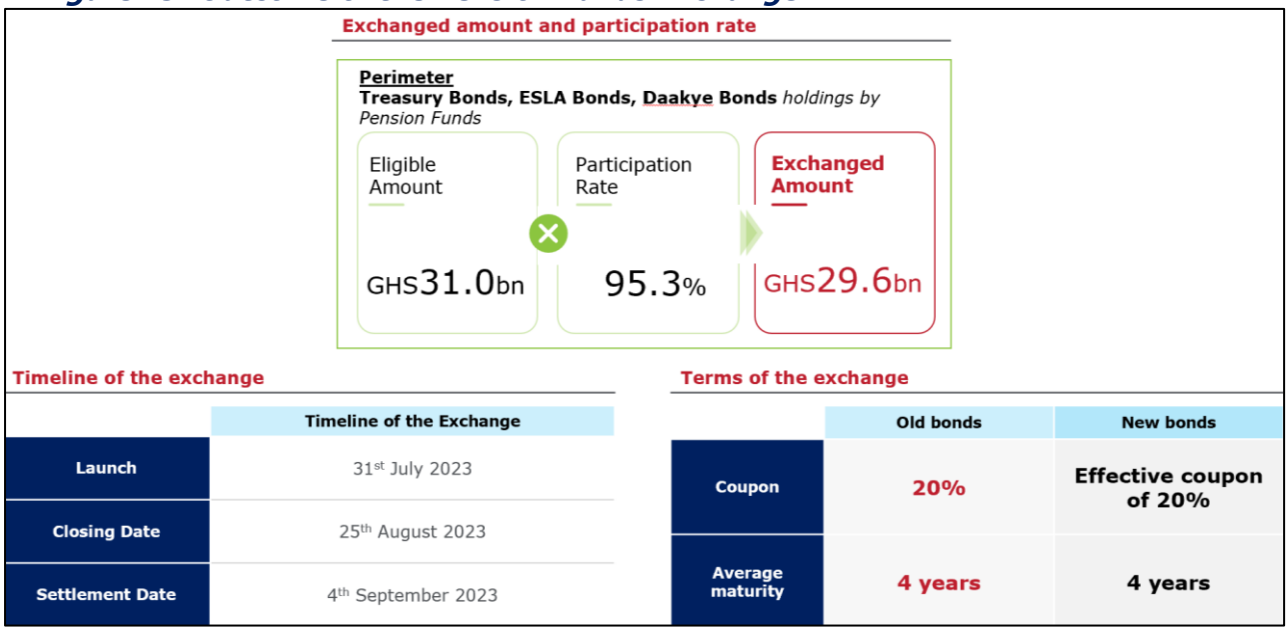

Timeline of the exchange

Timeline of the Exchange	
Launch	31st July 2023
Closing Date	25th August 2023
Settlement Date	4th September 2023

Terms of the exchange

	Old bonds	New bonds
Coupon	20%	Effective coupon of 20%
Average maturity	4 years	4 years

Source: MoF

Bank of Ghana Exchange

366. Mr. Speaker, the non-marketable debt of GH¢70,977.22 million held by the Bank of Ghana was restructured to a marketable security at a new value of GH¢35,488.61 million. The exchange offers BoG new GoG bond maturing in 2038, with a coupon of 10.0 percent.

Figure 20: Restructuring Terms for the Bank of Ghana

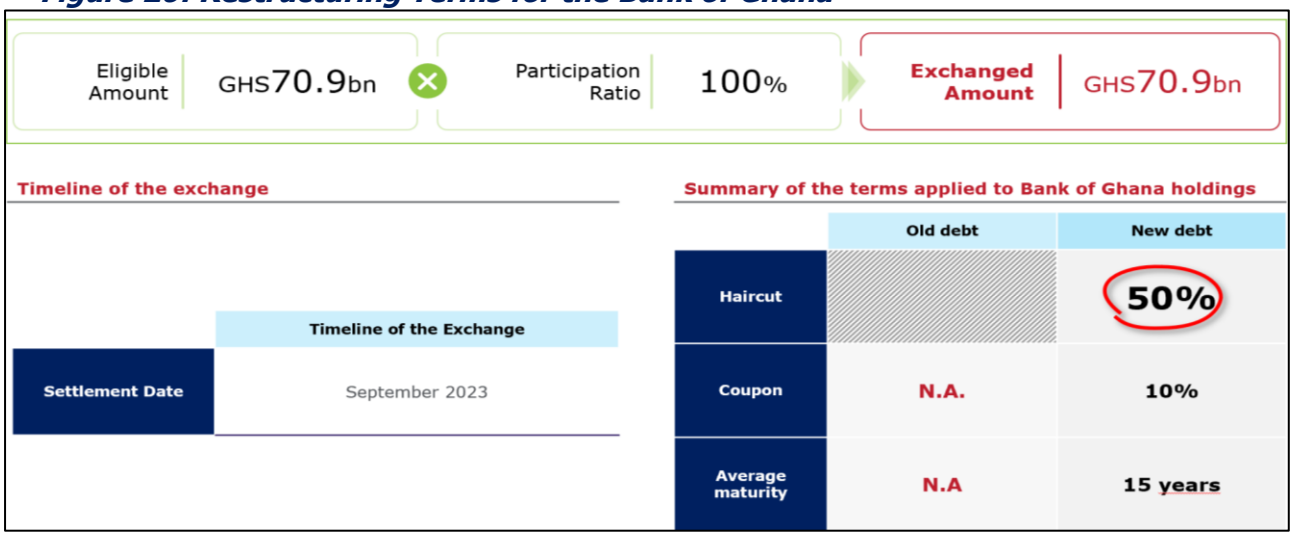

Source: MoF

367. Mr. Speaker, the DDEP has been successfully completed with over 95 percent participation. Government remains grateful to Ghanaians who voluntarily participated in the programme and the general public for their patience and cooperation during the strenuous restructuring process.

Figure 21: Overall Outcome of the Domestic Debt Exchange Programme



Source: MoF

Table 28: DDEP Participation Rate

DDEP Perimeter	Outstanding FV (GHS'bn)	Tendered FV (GHS'bn)	Participation (%)
First Phase	95.9	87.0	90.7%
Pension Funds	31.1	29.6	95.4%
US$ Bonds**	9.1	8.3	91.7%
Cocoa Bills	7.9	7.7	97.7%
Non-Marketable Bonds	71.0	71.0	100.0%
Total	**214.9**	**203.7**	**94.8%**
** The US$ bond is converted into Ghana Cedis			

Source: MoF

External Debt Restructuring

368. Mr. Speaker, the external debt restructuring parameters involves bilateral debt and commercial debt (Eurobonds). The external restructuring is to complement the DDEP as part of efforts to achieve sustainable debt level. On 13th December, 2022 Ghana formally requested for debt treatment under the G20 Common Framework for Debt Treatment Beyond the Debt Service Suspension Initiative (CF-DSSI).

369. Mr. Speaker, Ghana's bilateral creditors subsequently established the Official Creditor Committee (OCC) on 12th May 2023, under the auspices of the Paris Club to restructure the bilateral debt. Government has already shared illustrative scenarios with the OCC, which is co-chaired by France and China. An agreement in principle on the restructuring parameters is expected to be reached by end November 2023. This will be formalised in a Memorandum of Understanding to be signed between the GoG and the OCC.

370. Mr. Speaker, on our commercial debt (Eurobonds), Government has received counterproposals on the debt treatment scenarios from the two bondholder groups. We are currently reviewing the counterproposals and hope to converge towards a solution in compliance with the comparability of treatment principle. In the coming weeks, Government hopes to start extensive negotiations with both groups to ensure that we achieve the targets set under the IMF/World Bank Debt Sustainability Framework.

Impact of the Debt Restructuring

371. Mr. Speaker, the effect of fiscal adjustment and the debt restructuring are expected to improve Ghana's solvency and liquidity ratios. The fiscal adjustment efforts under the IMF-Supported PC-PEG lowered the PV of debt to GDP ratio to 81 percent and further to 71 percent with the completion of the DDEP. However, the pre-restructuring debt path would have resulted in a PV of debt to GDP ratio of 109 percent by 2028. This will require a contribution of 17 percent from external creditors.

372. Mr. Speaker, the DDEP has yielded some results in the cost and risk indicators from the MTDS. The Average Time to Maturity, Weighted Average Interest Rate, and Average Time to Refix indicators have all improved, thereby averting a possible domestic market crisis.

373. Mr, Speaker, in August 2023, Government successfully honoured the first coupon payment under the restructured bonds, demonstrating its commitment to the Programme. The restructuring has also complemented efforts at restoring debt sustainability in line with Government's PC-PEG.

374. Mr. Speaker, regarding the holdout bondholders, Government has so far honoured coupons and maturities due individuals. Government is mindful of the outstanding liabilities due other holdout bondholders and will honour their payouts in line with government's fiscal commitments.

375. Mr. Speaker, we wish to inform this august House that Government recorded debt service savings of GH¢61.0 billion (7.1 percent of GDP) in 2023 from the DDEP. This saving is critical to the efforts being made to improve our liquidity situation and we sincerely thank all bondholders who participated in the DDEP to achieve these savings.

376. Mr. Speaker, the announcement of external debt service suspension resulted in delays in the implementation of ongoing projects. Government expects that, upon completion and signing of the MoU with the OCC, disbursements will resume on some projects. The completion of the external debt restructuring is expected to complement Government efforts at bringing debt to a sustainable path of 55.0 percent of PV of debt-to-GDP by 2028.

Addressing debt concerns

377. Mr. Speaker, to ensure that the factors that occasioned the debt unsustainability are dealt with, the following actions will be taken in 2024 by Government.

- Project financing shall strictly be limited to projects that have gone through the PIM appraisal process and issued with the Seal of Quality by the Minister responsible for Finance in accordance with the Public Financial Management (Public Investment Management) Regulations 2020, L.I. 2411.
- Strict adherence to debt limits. Government announced in the 2023 mid-year budget of a limit on non-concessional borrowing of US$66.2 million (present value) for 2023. This limit has been extended to 2024 as part of efforts to enhance fiscal consolidation and reduce budgetary slippages. The limit for 2024 is US$84.7 million (present value) and applies to central government borrowing as well as all State-Owned Enterprises (SoEs) and covered entities. Despite the set limit on non-concessional borrowing, Government will not initiate new projects through non-concessional sources in 2024. Consequently, the Appendix 10C will not be populated.
- Government will maximise the use of concessional financing primarily for infrastructure provision. All external debt financing shall be largely applied to infrastructure and self-financing projects.
- Government has placed a zero ceiling on any collateralised debt over revenue streams or other assets for all MDAs and SoEs such as Tema Oil Refinery, Ghana National Petroleum Company, Ghana National Gas Company, Volta River Authority, ECG, Ghana Grid Company Ltd, Ghana Water Company Limited, Ghana Infrastructure Investment Fund, Daakye PLC, ESLA PLC, Ashanti Gold Corporation, and COCOBOD, GIADEC and BOST. This is in line with the tenets of the IMF-ECF support programme.
- In view of zero financing from the Central Bank, Government will explore possible sources of financing to build buffers to help meet future debt liabilities in the medium term.
- As part of the new public debt reporting, selected SOEs identified to have significant contingent liabilities will be monitored by the Debt Management Office.
- The Debt Management Office shall be resourced to meet the changing landscape of the international financial market.

SECTION SIX: PURSUING GROWTH & DEVELOPMENT WITHIN A STABLE MACROECONOMIC ENVIRONMENT

Introduction

378. Mr. Speaker, the Ghanaian economy has begun to show signs of recovery on the back of robust measures put in place by Government to address the challenges the country has faced since March 2020. This is evident by the half-year average economic growth rate of 3.2 percent recorded in 2023 compared to 2.9 percent recorded for the same period in 2022.

379. In July 2023, His Excellency President Nana Addo Dankwa Akufo-Addo charged an Inter-Ministerial Group (IMG), led by the Minister for Finance to come out with a 15-month Growth Strategy that is fully-aligned with the 2028 timeline for returning the economy to a path of debt sustainability and inclusive robust growth. Other members of the IMG include the Ministers for Trade and Industry, Food and Agriculture, Fisheries and Aquaculture Development, Environment, Science, Technology & Innovation, Tourism, Arts & Culture, Land and Natural Resources, and Information. The President subsequently directed the Ministers to leverage on the growth momentum, which had outperformed targets for the first half of 2023 to drive production and productivity increases, while also creating needed jobs for the nation's teeming youth.

380. The IMG, in providing strategic direction, has subsequently engaged key stakeholders to develop a Growth Strategy. The Group is supported by a Technical Working Group (TWG) whose membership is drawn from the Ministries represented on the IMG.

381. The Strategy builds on the IMF-ECF supported Post-COVID Programme for Economic Growth (PC-PEG) to restore macroeconomic stability, debt sustainability, and to support inclusive growth while protecting the vulnerable and marginalised. The Growth Strategy is meant to augment ongoing policy interventions, including the Ghana Coronavirus Alleviation and Revitalisation of Enterprises Support (Ghana CARES) Programme, Planting for Food and Jobs (PFJ) 2.0 programme, and the One District One Factory (1D1F) initiative, among others.

382. Mr. Speaker, the Coordinated Programme of Economic and Social Development Policies (CPESDP) set annual economic growth targets of 7.2 percent between 2017 and 2024. These targets are to be achieved through strategic interventions in the agriculture and manufacturing sectors, through the support of export orientation and raising human capital for social mobility.

383. Under the CPESDP, economic growth rebounded from an average of 2.8 percent between 2014 and 2016 to reach an average of 7 percent in the three years preceding the COVID-19 pandemic (2017-2019), mainly driven by the Service sector, increases in exports, and foreign direct investments.

384. However, major external shocks like the COVID-19 pandemic and the Russia-Ukraine war led to a rise in global inflation and interest rates. This coincided with domestic vulnerabilities that adversely impacted the economy, public finances, and undermined planned investments in infrastructure and service delivery, leaving economic growth rates well, below pre-pandemic levels. The downturn was

epitomised by weak macroeconomic performance indicators and affected growth prospects.

385. Mr. Speaker, the growth strategy, which entails specific interventions and investments in strategic sectors of the economy, and geared towards an industrialisation drive, agricultural transformation, and value addition is expected to generate additional growth of 0.75 percent – 1 percent over and above the GDP growth rate of 2.8 percent projected for 2024.

386. In developing the Growth Strategy, consideration was given to the fiscal consolidation agenda taking due cognisance of the limited fiscal space and the decision not to accumulate new arrears. As a result, the Strategy will focus only on prioritised components in existing programmes that are critical for growth and can be implemented to deliver quick results. Hence, the Strategy is mainly financed from domestic and external private sector investments, in addition to re-prioritising ongoing growth-enhancing programmes in the national Budget.

Objective of the Growth Strategy

387. Mr. Speaker, the objective of the Growth Strategy is to reinvigorate industrialisation, agricultural transformation and value-addition, as well as create economic and employment opportunities for our most valuable resource — our growing and increasingly educated youth.

388. The ultimate goal of the Growth Strategy is to ensure that the economy becomes more resilient and diversified and put Ghana back on the path to prosperity. The goal is to aggressively encourage the private sector, under the 'Ghana Mutual Prosperity Dialogue Framework, to promote shared growth anchored on job creation, export promotion and diversification, as well as competitive import substitution.

Growth Framework

389. Mr. Speaker, the 15-month accelerated Growth Strategy is premised on the following:

Scaling up Selected Existing Government Programmes- Government will prioritise and fast-track implementation of ongoing growth-enhancing programmes such as, Planting for Food and Jobs (PFJ) 2.0, One-District-One Factory (1D1F), Community Mining, GhanaCARES, and the Infrastructure for Poverty Eradication Programme (IPEP);

- **Attract Private Investment** - Intensify efforts to attract both domestic private investments and foreign direct investments to produce goods and services and with emphasis on creating jobs; and
- **Focus on 'Quick-Wins'**- Build valuable partnerships with the private sector to support private sector-led initiatives that create sustainable jobs. The best characterisation of the Growth Strategy is to prioritise and leverage for 'quick wins' at minimum cost with high impact.

390. This approach requires supporting interventions and initiatives that ensure the following:
- support macroeconomic stability through efforts to reduce inflation and exchange rate volatilities;
- Address and ease key sectoral constraints;
- Scale-up economic activities with production and productivity increases;
- Provide job opportunities and improve incomes;
- Human capital development and welfare; and
- Crowd-in private sector financing from Domestic Private Investors, Foreign Direct Investments (FDIs), and Public Private Partnerships (PPPs).

391. Mr. Speaker, the 15-month Growth Strategy is a composite part of a broader 5-year growth programme. The Strategy is focused on interventions and initiatives in strategic sectors to spur accelerated growth and act as a catalyst for economic transformation. The sectors prioritised in this Strategy are:
- Agriculture;
- Aquaculture;
- Trade and Industry;
- Digitalisation and Technology; and
- Tourism and Sports.

392. The Growth Strategy is predicated on enhanced regulation, skills provision, catalytic financing, and support for technology adoption.

Agriculture

393. Mr. Speaker, the agricultural sector remains a key driver of Ghana's economy, employing over 38.3 percent of the total work force and contributed an average of 20 percent of GDP between 2017 and 2022. The sector's GDP grew at an average rate of 5.9 percent between 2017 and 2022 boosted by Government's flagship program - Planting for Food and Jobs (PFJ).

394. Mr. Speaker, it is estimated that the country spends about US$2.0 billion to import poultry, rice, sugar, vegetables, and other food products annually, thus placing undue pressure on the cedi. Due to global trade disruptions since March 2020, the cost of imported food has risen and contributed to the high levels of inflation. Food inflation by mid-2023 was above 50 percent largely due to the importation of staple foods such as poultry, rice, tomatoes, and onions, which can be produced in adequate quantities locally. There is, therefore, an urgent need to reverse this trend.

395. Recognising this, the Growth Strategy seeks to support the implementation of interventions that increase our capacity to produce, deepen value-chain arrangements, facilitate and modernise storage and increase the shelf-life of products, promote competitive import substitution and exports, create jobs, and ensure food security and resilience.

396. Government is complementing the PFJ strategy by increasing support to private commercial agriculture, particularly by the youth. Towards this, priority will be given to securing and developing lands to offer security of tenure for large scale agricultural investments. The focus on large scale commercial agriculture is to harness the benefits of economies of scale and scope, promote the adoption of technology for efficiency and standardisation, while also support price stabilisation efforts.

397. Mr. Speaker, the Strategy for agriculture is centered on three prioritised interventions: implementing the new model for Government interventions that best support farmers towards boosting production under the Planting for Food and Jobs Phase II programme;
- de-risking the sector to encourage private sector participation in food production through the Economic Enclave Project (EEP); and
- improving access to affordable finance.

Interventions to Boost Food Production

398. **Planting for Food and Jobs Phase 2.0:** The PFJ Phase II program prioritises 10 crops and poultry for support to reduce food inflation, facilitate competitive import substitution, promote exports, create jobs, and also ensure food security and resilience.

399. Mr. Speaker, the PFJ phase 2.0 embraces a new model which represents a shift from input subsidies to an input credit system and utilises a state-of-the-art technology platform that will enable farmers, aggregators, financial institutions, suppliers, and service providers to interact and transact effectively and transparently towards increased production.

400. The PFJ Phase 2.0 model is a market-oriented whole-of-agriculture approach (i.e. covering the entire value chain from farm to the dinning table) driven by an input credit system. It adopts an integrated approach to increase the availability and access to improved inputs as well as produce markets through structured off- take arrangements.

401. The Growth Strategy will support delivery of targets for priority commodities under the PFJ Phase 2.0. The 2024 targets for these commodities are presented in Table 29.

Table 29: Priority Commodities and Targets

Commodity	Baseline (2022)	2022 National Demand ('000 MT)	Commodity Targets	
			2023	2024
	Net Prod'n ('000 MT)		Production ('000 MT)	
Poultry	15	**324**	23.25	42.60
Rice	685	**1,440**	1,324	1,701
Maize	2,925	**2,557**	3,522	4,147
Soyabean	227	**253**	291	369
Sorghum	353	**419**	441	581
Tomato	345	**1,257**	541	684
Onion	132	**314**	198	240
Pepper	121	**314**	177	214
Cassava	19,944	**17,544**	27,462	30,114
Yam	8,910	**8,493**	11,816	13,236
Plantain	5,071	**4,383**	6,264	6,757

Source: MOFA, 2023

Poultry

402. Mr. Speaker, the PFJ has a special focus on poultry. This is in recognition of the heavy reliance on imports to meet the demand for poultry. In 2022, total national consumption of poultry was approximately 324,047mt, whereas local production was a relatively meagre 15,000mt (4.6 percent), representing a demand-production imbalance of 95.4 percent.

403. To rapidly bridge this gap, 15 anchor farmers and 500 out-growers in five regions (Ashanti, Greater Accra, Bono, Bono East, and Eastern regions) will be selected to produce about 65,000mt of poultry meat between 2023 and 2024.

404. Various actors will be supported through improved animal husbandry services and supply of improved breeds (ARIBRO) of broilers, improved access to high quality affordable inputs, expansion of processing facilities, and access to well-structured market arrangements.

Vegetables

405. Mr. Speaker, the Growth Strategy recognises the significant imbalance between demand and domestic production of vegetables. For instance, in 2022, even though demand for onions was 314,337mt, local production was only 178,492mt. Similarly, the national demand for tomato in 2022 was estimated to be 1,257,348mt, while local production accounted for less than half at 468,280mt.

406. Consequently, the focus on the vegetable sub-sector is to improve supply through increase in domestic production and utilisation of high-quality inputs, facilitate credit guarantees for aggregators to procure improved seeds, fertilizers, and pesticides and supply them on zero-interest credit terms to farmers in the short-term.

407. Additionally, on-going support to Research Institutions such as CSIR-Crop Research Institute and West Africa Center for Crop Improvement (WACCI) to develop new and certified varieties of tomato seeds under the Ghana CARES programme will be strengthened.

Storage Infrastructure

408. Recently completed warehouses, once operationalised, will expand overall storage capacity and enhance the warehouse receipt system. This will improve availability of produce and thereby help to stabilise prices.

Economic Enclave Project

409. Mr. Speaker, the Economic Enclave Project (EEP) under the GhanaCARES Programme aims to promote private sector-driven large-scale production of targeted staples, strengthen agri-business value-chains, and create employment for our youth. It aims to de-risk production by making large tracts of land available for the private sector. Consequently, the EEP is expected to ease land acquisition, and promote land development and security of tenure for scaling-up agriculture.

410. To enhance all-year round production and ensure improved productivity, delivery of ancillary services such as multi-purpose training facilities, drains, canals, farm roads, electricity, a holding dam, and pumping stations will be provided.

411. The EEP is being implemented with a whole-of-Government approach. The Millennium Development Authority (MiDA) has been designated as the coordinating institution. MiDA is working closely with the 48 Engineers Regiment of the Ghana Armed Forces, the Ministry of Food and Agriculture, the Ministry of Finance, and the Ghana Irrigation Development Authority.

412. Mr. Speaker, as at September 2023, three Economic Enclave Projects were operational in Kasunya (Greater Accra), Kumawu (Ashanti), and Banda (Oti Region). Five other enclaves are planned for 2024 to promote value addition, integration, and aggregation to serve as economic growth poles.

413. The approach under the EEP is to provide agriculture infrastructure and land development support to the private sector actors, enabling the cultivation of approximately 110,000 acres of essential food crops like rice, maize, soya, vegetables and poultry. This is intended to create about 5,000 jobs for the youth.

414. The strategic nature of the EEP has attracted interest from domestic and international private sector actors. Already, 10 private sector actors have responded to the expression of interest to predominantly act as anchor farmers on the developed lands. Government will also pursue the interest expressed by other international private sector operators to attract investment and harness the Economic Enclave Projects.

Aquaculture

415. Mr. Speaker, under this component, support will be provided to incentivise some 35,000 private sector actors to enhance production, storage, and transportation in the aquaculture sub-sector. The fishing industry will be supported with increased access to premix fuel through the Automated Premix Fuel Dispensing and Monitoring System, as well as production of fish feed. The objectives will be to:
- Boost fish production; and
- Increase premix fuel delivery to 300 landing beaches.

416. The aquaculture sector has demonstrated the potential to supplant fish imports and supply the protein needs of Ghanaians as well as create employment opportunities. As of 2022, Aquaculture employed approximately 30,000 people in both rural and urban communities who worked on small and large scale farms to produce 133,000mt of fish.

417. The Growth Strategy aims to boost fish production mostly through increased focus on oceanic and inland earthen ponds. The goal is to support fishermen, fish farmers, fish processors, and marketers to produce more fish as a substitute for imports and thereby ease the pressure on marine fishing.

Interventions to Boost Fish Production

418. Mr. Speaker, the plan for increasing fish production centres on the aquaculture sector. The interventions will focus on:
- directly supporting about 35,000 Medium and Small-Scale Farmers with fishing inputs, training and extension services to produce fish and employ about 80,000 young persons by end-2024;
- Supporting existing public and private hatcheries;
- Boosting distribution and storage;

- Addressing the cost of fish feed to ensure that 280,000mt of feed for aquaculture are timely delivered to farmers by offering fiscal incentives to the private sector; and
- Using the Automated fuel system, Premix fuel will be distributed to 300 Landing Beaches for use by artisanal fishers to reduce costs incurred by fishermen.

419. Interventions under the plan will target a 6 percent increase for farmed fish output, equivalent to 140,000mt. This will also create direct and indirect new jobs.

Trade and Industry

420. Mr. Speaker, the strategy prioritises the pharmaceutical, textiles and garment, as well as the automotive component of the manufacturing industry. These sub-sectors would be strengthened to attract new investments, expand job creation, and value addition. The interventions will focus on:
- catalysing operations for existing 1D1F projects to draw closer to full capacity and support the operationalisation of about 60 additional 1D1F projects;
- supporting MSMEs to export to regional and global markets by leveraging AfCFTA and Export Promotion programmes;
- deepening reforms to improve the business environment by simplifying procedures, digitalizing and automating processes, as well as enacting legislative reforms to cut red-tape; and
- initiating policy and regulatory support for the Strategic Anchor Industries Programme (SAI).

421. Mr. Speaker, Ghana aims to be the regional manufacturing hub for West Africa and Government has identified strategic industries to anchor the growth of the Ghanaian manufacturing sector. These Strategic Anchor Industries are being complemented by the flagship 1D1F programme.

422. The 15-month Growth Strategy leverages on the 1D1F and Free Zones projects to attract investments into the industries and create massive job opportunities in Ghana. The Ghana Investment Promotion Centre will be a collaborative partner in this effort.

423. **One District One Factory (1D1F) Initiative**: The implementation of the 1D1F, through which business promoters are incentivised to invest in manufacturing projects in the districts, is a core part of the Growth Strategy. 296 1D1F projects are at various stages of completion and over 160,000 direct and indirect jobs have so far been created.

424. Under the 1D1F **initiative**, the Growth Strategy aims to ensure that:
- 1D1F manufacturing enterprises in operation are increased to 169 (2023) and 216 (2024), from 126 (2022 baseline) – i.e. 90 additional 1D1F manufacturing enterprises to be operationalised by 2024- 43 in 2023 and 47 in 2024; and
- Jobs created by 1D1F manufacturing enterprises in operation are increased to 169,870 (2023) and 172,000 (2024), from 160,843 (2022 baseline).

425. These will be complemented by robust efforts to address demand side issues by aggressively promoting the consumption of Made-in-Ghana products.

426. **Strategic Anchor Industries (SAIs):** This is a deliberate policy by Government to catalyse mass production in Ghana. The Growth Strategy focuses on three industries, which are the automobile, pharmaceutical, as well as textiles and garments. The Growth Strategy targets for the SAIs include the following:
- Vehicle Assembly Plants (VAPs) operating in Ghana to increase from a baseline of 5 (2022) to 10 (2024). Increase outputs from VAPs from 2800 to 7500 vehicles;
- Skilled engineering jobs in vehicle assembly to increase from a baseline of 274 (2022) to 3,000 (2024).
- Develop policies for the manufacturing of automotive components, textiles & garment, and pharmaceutical industries by end-2023.

427. A components manufacturing policy is being finalised to attract investment into the local production of components, spare parts, and accessories for the repair and maintenance of vehicles.

428. Mr. Speaker, in the textiles and garment sector, efforts will be focused on operationalising the Textiles and Garments-Policy by end 2023 to attract investment into the sector. The expectation is to create about 10,000 jobs in garments manufacturing and exports by the end of 2024.

Promotion of Exports

429. Mr. Speaker, the Strategy seeks to increase export revenue through the Ghana Free Zone Authority (GFZA) and the Ghana Export Promotion Agency (GEPA). The 15-month targets for the GFZA and GEPA are as follows:
- 64 additional companies will be licensed by GFZA by end-December 2024. This will increase the number of companies from 207 to 271. This is expected to increase export earnings from US$1.8billion to US$2.19billion (2024).
- Capital investment by licensed Free Zone Companies increased from US$131million (2022) to US$370million (2024)
- 5,000 additional jobs will be created by the end of 2024;
- Earnings from Non-Traditional Exports (NTEs) are increased from US$3.51billion (2022) to US$4.8billion (2024);
- Volume of NTEs is expected to increase from 3.46 million mt (2022) to 4.2 million mt (2024);
- 20,000 additional jobs will be created by NTE companies by the end of 2024; and
- 50 companies to be supported to access African markets under the AfCFTA Agreement.

Community Mining

430. Mr. Speaker, the small-scale mining sub-sector contributes over US$2billion in revenue to the economy and employs a large number of people along the value chain. Currently, the sub-sector contributes nearly 40 percent of all total gold output in Ghana.

431. Government, recognising the potential benefits of mining to the economy, introduced the Community Mining Scheme (CMS) and the Small-Scale Mining Incubation Programme (SSMIP) to manage small-scale mining (SSM) to ensure sustainable small-scale mining by encouraging effective local community participation to reduce the incidence of illegal mining operations.

432. The CMS is meant to provide livelihood for local communities with support from Government to provide logistics and/or mining support services. An operational manual specifying the minimum standards required of a typical SSM/CMS operation is being developed by the Minerals Commission to facilitate compliance by the miners under the supervision of Mine Inspectors.

433. Other measures to streamline the CMS to improve both its viability and sustainability include:
- Undertaking confirmatory geological investigation on new prospective mining sites;
- Introduction of higher efficiency mercury-free gold extraction equipment, along with favourable credit terms for the miners; and
- Strengthen the capacity of the Minerals Commission, to among others, improve its management of the SSM subsector.

Small-Scale Mining Incubation Program (SSMIP)

434. Mr. Speaker, under the agenda for growth, Government, through the Minerals Income Investment Fund (MIIF), has designed an investment programme to support the small-scale gold mining sector to unearth its full potential.

435. The incubation programme is an equity investment in the form of capital support, mining equipment supply, gold traceability mechanisms, imbuing beneficiary firms with proper corporate governance principles, and exacting responsible mining methods to forestall environmental degradation. The incubation program aims to provide a ready offtake market for beneficiary firms.

436. The objective of the programme is to develop licensed Small-scale mines into Ghanaian mid-tier gold mining companies, which would lead to the formalisation of the sector with the attendant impact of eliminating the incidence and practice of illegal mining. In addition, this programme plans to move beneficiary companies from their artisanal status to high performing junior mines listed on the Ghana stock market as tradeable assets.

437. Mr. Speaker, the Government, through MIIF, intends to invest US$100 million in the sub-sector with the aim of targeting and transforming up to 100 licensed small-scale mines within the next five years. Part of the investment will be earmarked for verifying and defining the mineral resource estimates, mine planning and design, and metallurgical and mineral processing studies. This rigorous process is to aid the implementation process and assure the full benefits of the programme. The SSMIP is estimated to generate an additional 2 million direct jobs and contribute close to US$6 billion to the mining sector after its full implementation. The programme has already commenced, and 30 entities are currently undergoing a selection process for the pilot phase with the planned investment scheduled for Q1 of 2024.

Digital and Technological Transformation

438. Mr. Speaker, digital skills have become critical for socioeconomic advancement. They present the best opportunity for the youth to acquire skills to enable them leverage the prospects inherent in AfCFTA and the Fourth Industrial Revolution. Establishment of digital hubs will enhance the potential of the youth to access competitive jobs and remain relevant for the future. Accordingly, the strategy seeks to:
- Support existing Private Sector hubs to train over 200,000 young persons; and
- Operationalise four Digital Hubs in key tertiary institutions.

439. The express goal of Government is to establish Ghana as the leader in ICT innovation in Sub-Saharan Africa (SSA) and to position the country as a regional hub for digital services. According to World Bank (2021), growth in Ghana's share of employment in global innovator services is at par with that of India and the Philippines

440. Mr. Speaker, ICT has been one of Ghana's best performing sectors over the past 10 years. In 2020 and 2021 the sector grew by 21.5 percent and 31.7 percent, respectively. Ghana currently maintains a strong regional position in the digital economy, as confirmed by it being ranked the second highest in mobile money subscribers as well as being number 3 on the Cyber Security Index in Africa.

441. Government intends to capitalise on this commendable position and existing initiatives to accelerate the Digital Economy's contribution to GDP. The focus is to accelerate the consolidation of the gains made in digital initiatives by building the next layer of interoperability-enabled services to drive innovations in revenue generation and deliver efficiencies and citizen-friendly services towards the vision of Ghana as a regional digital hub.

Interventions to Accelerate the Digital Economy

442. **Youth and Jobs Digital Skills Building:** Government intends to provide skills training for the youth. This will be achieved through partnerships with TVET institutions, nationally designated Tech hubs, and other similar institutions utilising Tech platforms and training programs provided by Google, Andela, MEST, and Soronko Academy, among others. The objective is to ensure the youth are equipped with the requisite skills to compete in both the local and global market.

443. Mr. Speaker, the existing Tech Hub Youth contact points will be used to facilitate opportunities for about 200,000 young persons to upskill in IT. This would enable them keep abreast with emerging trends in data science, AI, programming, product management, cloud computing, and Internet of Things (IoT), among others.

444. **Consolidate Digital Assets across Government Institutions:** Leverage the implementation of Government of Ghana Enterprise Architecture (GGEA) and E-Government Interoperability Framework (E-GIF) through the Common National Digital Architecture.

445. **Enhance and extend the National Digital Infrastructure:** Government expects to realise significant multimillion dollar cost savings through vendor licensing, maintenance consolidation, data-informed decision-making, Government purchasing optimisation and efficient digital service delivery.

446. **Creating High Value Tech Jobs:** Embed advanced digital skills training programmes in tech hubs covering cloud, big data, machine learning, cyber security, and related technologies. Ensure whole-of-Government availability of cloud computing and storage facilities, cloud capabilities, and resources with access to relevant training data sets, and with a focus on practical applications aligned to the Growth Strategy.

447. **Enhance Digital Entrepreneurship:** Leverage tech hubs and regional innovation centres (RICs) through collaboration between academia and industry to focus on problem solving and innovation aligned to national challenges.

448. **Increase Adoption of E-Government Services:** Expand and improve online Government services to reduce administrative costs and improve private sector and citizen engagement to further improve productivity and accelerate product innovations. This includes mapping of our priority use cases and growth targets offering digital platforms for services like info banks for private investors on land availability, trade information, permit applications, access to finance, and farmer data hubs, among others.

Tourism and Sports

449. Mr. Speaker, the increasing importance of tourism, as demonstrated by the success of the 'Year of Return' and the 'Beyond the Return', as well as the potential of sports, will be optimised through this Strategy. To complement the range of interventions in these sectors, Government will:
- Improve the conditions and access to key tourist sites;
- Promote the 'December in GH' programme; and
- Harness sports and other key infrastructure to create a **'Night and Sports Economy'.**

450. With Ghana's vast tourism resources, the country has the potential to position itself as an internationally competitive tourism destination and a hub for the African renaissance. Over the past years Ghana has honed its appeal to the diaspora using historical ties and cultural experiences as an anchor, starting with PANAFEST and now culminating with the "Year of Return" and "Beyond the Return campaigns".

451. The number of international travellers has increased in recent years although the pandemic adversely affected this trend. The tourism industry in 2022 received about 645,047 visitors for international arrivals with corresponding receipts of about US$1.06 billion

452. Mr. Speaker, Government will fast-track the redevelopment of selected tourist sites such as the Aburi Botanical Gardens, Salaga and Pikworo Slave Camps, and Yaa Asantewaa Mausoleum to boost domestic and international tourism. Additionally, priority will be given to the renovation of selected forts and castles across the country. The recent uptick in visits (100,000) with a corresponding increase in average monthly revenue of GH¢1 million (from GH¢3,000) from the refurbished Kwame Nkrumah National Park since its commissioning in July 2023 validates this enhanced focus.

453. Government will work with the private sector to improve key tourist sites and events as part of the "Beyond the Year of Return" initiative. The steady stream of domestic and international tourists demands the intentional creation of dedicated spaces in identified cities and locations to drive the Night Economy and tourism.

454. Government will support the re-development of the Nationalism Park near the Black Star Square into a City Light Centre (CLC) in partnership with the private sector as part of efforts to drive the night economy in Accra. By making this investment, an attractive, safe, and welcoming night time environment will be created to encourage longer stays, increased spending, and repeat visits.

Youth & Jobs

455. Mr. Speaker, in 2022, there was an increase in the total number of jobs (both direct and indirect) created by the tourism sector. Specifically, 277,985 jobs were created,

marking a 10 percent increase from the 252,714 jobs created in 2021. To bolster this trend, the Growth Strategy training will be provided to 6,000 young people engaged in various aspects of the tourism value chain, including cooks, security personnel, and tour guides.

Technology as an Enabler

456. Mr. Speaker, technology can serve as a powerful tool for tourism promotion, offering a range of benefits that enhance destination marketing, improve the traveller's experience, and contribute to the sustainable growth of the tourism industry. To this end, there will be:

- **Digital Promotion of 'December in GH'**: promote 'December in GH' through online campaigns & educational materials. Popular travel influencers and bloggers to be engaged to create content about Ghana's attractions;
- Various marketing activities will be conducted locally and internationally to attract tourists to visit, using social media platforms including Instagram, Facebook, and TikTok.

Sports Economy

457. Mr. Speaker, there have been significant investments to improve community and regional sports infrastructure. There are on-going infrastructural developments to support the upcoming hosting of the All-African Games in Accra in 2024. As at December 2022, 145 Astro Turfs have been constructed in various communities across the country. These investments in Astro Turfs will support efforts to build and sustain vibrant night economies for these communities.

458. Leveraging the momentum to be gained from hosting the All-African Games, this strategy will incentivise local and regional private sector players to lead and organise back-to-back events supported by an eco-system of local economies that tend to follow such mass events.

Promoting Private Investment

The Business Environment

459. Mr. Speaker, building an enabling environment for the private sector to thrive is central to Government's economic transformation agenda. Reforms are essential to attract domestic and foreign investment, foster entrepreneurship, and stimulate job creation. The reforms will pivot around streamlining bureaucracy, improving policy consistency and predictability, and provision of infrastructure. The Growth Strategy will establish Ghana as a competitive player on the global stage, harnessing resources, talent, and the country's strategic location to drive sustained economic growth and development.

460. The following interventions will be implemented to improve the business environment in 2024:

- Enact the Business Regulatory Reform Bill to improve the quality and transparency of regulatory administration and establish a predictable regulatory environment;
- Crowd in private sector financing through Foreign Direct Investments and Public-Private Partnerships.

Mutual Prosperity Dialogue

461. Mr. Speaker, the Ghana Mutual Prosperity Dialogue (GMPD) serves as a special platform for Government and the private sector to dialogue on the challenges and opportunities with the ultimate aim of promoting mutual prosperity through an enabling environment for doing business.

462. In pursuance of the transformative growth agenda, the Ministry of Finance, with support from the International Finance Cooperation (IFC) and Tony Blair Institute for Global Change, organised the very first Ghana Mutual Prosperity Dialogue (GMPD) on Thursday, 2nd November, 2023. The event, organised under the theme "Investment, Growth and Jobs Now" marked the beginning of an important journey which will foster effective cooperation between the public and private sector.

463. Mr. Speaker, given Ghana's determination to restore macroeconomic stability and promote inclusive growth, the Mutual Prosperity Dialogue represents a bold and innovative initiative aimed at addressing the most critical business challenges of the country.

464. The overarching objective of the GMPD is to come up with recommendations to create a congenial business environment to promote competitiveness and attract Foreign Direct Investment (FDI).

465. Mr. Speaker, the maiden event attracted strong participation from diverse groups and interests including the private sector, industrialists, financial institutions, entrepreneurs, regulators, and development partners. Some key issues that came to the fore were policy consistency, high cost of production, and inadequate skills in some sectors of the economy.

466. A secretariat and Technical Working Groups comprising representatives from both public and private sectors will be setup to formulate concrete structural and fiscal measures to address issues arising from the dialogues.

Access to Finance

467. Boosting Access to Finance by domestic investors is critical: The strategy sets ambitious but attainable targets premised on improving ease of access to finance by leveraging the financial ecosystem. The Development Bank Ghana, GIRSAL, Ghana Export and Import Bank, Consolidated Bank Ghana, Venture Capital Trust Fund, Ghana Investment Infrastructure Fund (GIIF), and the Ghana Commodity Exchange will support private entrepreneurs with loans, partial guarantees, and venture capital.

Development Bank Ghana

468. Mr. Speaker, the establishment of the Development Bank Ghana (DBG) has been critical in fostering economic growth and providing long-term finance to vital sectors of the Ghanaian economy, thereby creating jobs and sustaining SMEs. In about 2 years, DBG has loaned a total of GH¢829 million (out of a target of GHS1 billion) through Participating Financial Institutions (PFIs). Of this, GH¢110 million was directed towards Gender Finance, while GH¢19.7 million was allocated to green finance deals to promote gender equality and sustainable practices. Additionally, GHS 385.3 million was disbursed to high-value services, GH¢122.2 million to Manufacturing, GH¢212.5 million to enhance Food Security, focusing on maize, soya, rice, and poultry value chains.

469. Mr. Speaker, as a result of DBG's intermediation, about 7,200 direct and 14,800 indirect jobs have been created. Additionally, the bank has trained about 6,000 SMEs in financial management, risk management, Environmental and Social Governance (ESG) and marketing, while about 150 of the PFIs were trained in lending in agriculture value chains and ESG.

470. Mr. Speaker, in 2024, DBG will lend about GH¢2 billion to various sectors including the agriculture, garment, and pharmaceutical value chains. The higher disbursement is predicated on the establishment and operationalisation of DBG's subsidiary company, the Partial Credit Guarantee Company (PCG) with a seed capital of US$75 million. The PCG will complement the work of GIRSAL and will provide partial credit guarantees of up to 75 percent to support the PFIs to reduce risk and attract more investment from the private sector.

471. DBG will establish a Private Equity and Venture Capital (PE/VC) fund of funds (FOF) that leverages seasoned PE/VC fund managers operating in Ghana to invest in SMEs and local corporates.

GEXIM Bank

472. Mr. Speaker, GEXIM Bank will make available GH¢320 million to support key sectors of the economy in 2024. The bulk of this amount (GH¢300 million) will be in agriculture, particularly poultry and cereal production, and agro processing. This includes the completion of the watermelon processing factory in Walewale, the Bodukwan Fruit Blending Factory in the Ashanti region, as well as the Kenaf Jute Processing factory also located in the Ashanti Region. The other core focus area for the bank's support is the pharmaceutical sector, where GEXIM will make available GH¢23 million to augment working capital needs of clients in the pharmaceutical sector.

Ghana Commodity Exchange (GCX)

473. Mr. Speaker, since its inception, the GCX has facilitated the trade of close to 50,000mt (1,000,000 bags) of maize, rice, soya, and cashew nut (through spot, Over the Counter (OTC) and auction trades) at a traded value of over GH¢280 million from eight warehouses located in Ashanti, Bono, Ahafo, and the Northern Regions of Ghana.

474. In 2024, GCX is expected to increase the number of commodity listings on the exchange to include cowpea, sheanuts, and some cash crops through five new warehouses (out of 40 expected for the next 5 years). Some of the success factors of the GCX include collaboration with Venture Capital Trust Fund (VCTF), Ministry of Food and Agriculture (through the Enhanced Planting for Food and Jobs Programme), and the Ministry of Education (for the implementation of the Free Senior High School project).

475. Mr. Speaker, Government will submit to this august House a Warehouse Receipt System Bill (WRS Bill), which seeks to improve the legal and institutional framework to support the emergence of a dynamic warehouse receipt system in Ghana. This is expected to attract private sector investment and promote the long-term sustainability of the reforms in the WRS.

Venture Capital Trust Fund

476. Mr. Speaker, as part of measures to increase access to Long-term Finance for SME's, the Venture Capital Trust Fund has established two (2) new Funds: The Startup Catalyst Fund (SCF) and Strategic Industries Fund (SIF) under the Ghana Economic Transformation Project (GETP). Through these Funds, the Trust Fund has committed US$16 million into four (4) funds namely: Injaro Ghana Venture Fund; Industrial Support Fund; Mirepa SME Fund; and Wangara Green Ventures. These funds are expected to yield a minimum of about US$150 million through private sector participation.

477. Mr. Speaker, the addition of these 4 funds has expanded the portfolio to a total of 11 funds. These funds collectively have invested in 68 companies, resulting in the creation of about 3,800 direct and 15,000 indirect jobs in agriculture, agribusiness, education, health, financial services, manufacturing, and the real estate.

478. Mr. Speaker, in 2024, the Trust Fund will establish 4 new funds with a total commitment of US$14 million to bring in additional venture capital funds in partnership with other private sector investors to augment the existing pool of capital for SMEs.

479. Furthermore, the Venture Capital Trust Fund will commit US$11 million by the end of 2023 into three types of funds namely: Zinari Women's Enterprise Fund ($3 million); Oasis Africa Fund II ($5 million); and King's Fund ($3 million). In 2024 the Venture Capital Trust Fund will also commit an additional US$13 million into three new funds.

Ghana Incentive - Based Risk-Sharing System for Agricultural Lending (GIRSAL)

480. Mr. Speaker, GIRSAL will provide GH¢350million in partial risk guarantees to leverage private sector participation in the agricultural and agri-business sector. Relying on the GH¢350million guarantee, banks will be able to lend about GH¢700million to the agricultural sector and agri-business. GIRSAL guarantees help to reduce banks' risk perception of the agricultural sector and encourages them to increase lending at slightly lower interest rates and longer tenor.

Climate Financing

481. Mr. Speaker, in 2023, Ghana was at the forefront of advocacy for a fit-for-climate global financial architecture while mobilising climate financing through advocacy, various initiatives, and partnerships including:

- **Advocacy for a Fit-for-Climate Financial System**: As the Chair of the Vulnerable Twenty (V20) Group of Finance Ministers of the Climate Vulnerable Forum, Ghana has called on world leaders to develop a fit-for-climate financial scheme to address climate issues. This advocacy reflects Ghana's leadership role in pushing for systemic changes in global climate financing.
- **Partnership with the Green Climate Fund:** Government, in partnership with the Green Climate Fund, established the Ghana Shea Landscape Emission Reduction Project (GSLERP) at an estimated cost of US$54.5 million. The objective of the project is to increase carbon stocks by restoring 100,000ha of degreded shea parklands and restoring 200,000ha of savanna forest and woodlands among others. This project highlights Ghana's commitment to reducing emissions and contributing to global climate change mitigation efforts;

- **Earning from Carbon Credits:** Ghana has earned US$4.8 million by reducing nearly one million tons of carbon emissions through forest conservation and degradation prevention. There is an expectation of earning up to US$45 million by the end of 2024. So far, Government has signed a number of MOUs/agreements. in anticipation of its implementation of the compliance market under Article 6 of the Paris Agreement.

482. Mr. Speaker, the private sector in Ghana has a pivotal role to play in climate financing as several opportunities exist to contribute to its green growth i.e. engaging in the financing or co-financing of climate resilient infrastructure in key sectors such as agriculture and industry. The private sector can participate in the development of climate resilient projects that qualify for funding from various sources, including the Green Climate Fund, the Global Environment Facility, and Adaptation Fund.

483. Mr. Speaker, to enhance climate financing and maximize the use of current resources, the Ministry of Finance is setting up a Climate Financing Division of the Ministry. This initiative aims to improve coordination at the national level and hasten Ghana's growth towards climate resilience. Additionally, it will facilitate the fulfilment of Ghana's international commitments by effectively implementing Ghana's Nationally-Determined Contributions.

484. Mr. Speaker, through an association with the Climate Vulnerable Fund (CVF), Ghana will work towards accessing a minimum of US$500,000 for the impacted communities in the lower Volta area from the V20 Loss and Damage Fund. The resources will go directly to communities for livelihood replacement and restoring any damages to homes.

485. Mr. Speaker, Ghana is in the process of concluding its second workshop for the Global Shield in country process which, when completed, will provide the country with grant resources of between US$15 and US$20 million to support climate and disaster risk management in Ghana. The support will cover areas such as agricultural insurance, urban flooding, and coastal flooding.

486. These resources, when placed in pre-arranged and trigger-based climate risk financial mechanisms, will have the potential to unlock millions of dollars in the event of climate related disasters. The Global Shield is one of the tools that enables us to work towards building financial resilience against climate risks.

Boosting FDIs

Ghana Investment Promotion Center

487. Mr. Speaker, attracting FDIs has become very competitive in the wake of the COVID-19 pandemic, due to amplified protectionism, nearshoring, reshoring, and distorted supply chains.

488. According to the United Nations Conference on Trade and Development (UNCTAD) World Investment Report 2023, FDI flows to Ghana fell by 39 per cent to US$1.5 billion in 2022 from 2.4 billion in 2021. In order for Ghana to become more competitive, Government will amend the GIPC Act 2013, (Act 865) to align with international best practices.

489. GIPC will play a more proactive role in attracting and retaining FDI through leveraging Government's initiatives such as The Mutual Prosperity Dialogue, and the

PC – PEG. GIPC has intensified efforts in 2023 by recalibrating its operations to build new linkages and forge new strategic partnerships while solidifying its traditional relationships to mitigate the fragilities confronting the Ghanaian investment climate in 2023 and the near term.

490. Mr. Speaker, The GIPC seeks to attract FDI through tailored marketing strategies, offering sector-specific incentives, and creating an enabling regulatory environment. GIPC aims to attract FDI by strategically focusing on specific sectors.

- **Agriculture**: Promoting commercial agriculture and value-addition for staple crops like rice, poultry, maize, soya, and tomatoes;
- **Manufacturing**: Supporting Industrial Parks and Economic Zones that promote innovation, efficiency, and positive spillovers for key industries such as automotive, pharmaceutical, and textile and garment manufacturing;
- **Tourism**: Encouraging tourism by promoting investments encouraging investments in film, music, and promoting the arts;
- **Financial Inclusion**: Deepening financial intermediation programs to promote financial inclusion and entrepreneurship; and
- **Health**: Investments in healthcare infrastructure, opportunities and pharmaceuticals manufacturing.

Cross Sectoral Enablers

491. Key skills and entrepreneurship interventions such as the YouStart will be supported through this Strategy. Existing Development Partner-supported projects such as the US$200 million Jobs and Skills Project will be optimised.

YouStart Programme

492. Mr. Speaker, as part of efforts to address the high rate of youth unemployment in the country, Government designed the YouStart initiative with the aim of creating one million jobs for the youth within a five-year period of its implementation. Through this initiative, Government is providing training, funding, access to market, and technological support to the youth (between the ages of 18-40 years) to assist them start, build, and grow their own businesses.

493. The programme is anchored on three sub-programmes namely; the YouStart District Entrepreneurship Programme (DEP), YouStart Commercial Programme (CP) and the YouStart Grace programme. The DEP, the CP and the YouStart Grace targets micro and small-skill businesses, medium-size companies, individuals, and vocational skills trainees respectively.

494. Mr. Speaker, the District Entrepreneurship programme is jointly implemented by the Ghana Enterprises Agency (GEA) and the National Entrepreneurship and Innovation Programme (NEIP).

495. Mr. Speaker, as at end September 2023, the GEA undertook training of a total of 23,695 beneficiaries under the YouStart Jobs and Skills project. The NEIP has also trained a total of 2,000 beneficiaries in the following areas: Entrepreneurship; Practical skills in Yoghurt preparation; fruit juices; bleaches; liquid soap and other detergents. 200 of these beneficiaries have been provided with startup capital ranging from GH¢10,000.00 to GH¢50,000.00.

496. Government will support the YouStart programme to ensure that youth entrepreneurship and job creation remain central to economic policy over the medium-term.

497. Mr. Speaker, in 2024 with additional funding from Development Partners, the Commercial programme will focus on training and supporting 1,000 beneficiaries with business capital ranging from GH¢100,000 to GH¢500,000 to enable them expand their businesses. Government will also train 35,000 more beneficiaries under the YouStart DEP and provide financing support to about 10,000 of the trained beneficiaries.

498. The under-listed operations will also be pursued to support key areas:
- Promote critical Government projects such as Agenda 111, Ghana Integrated Iron and Steel Development Corporation (GIISDEC), Ghana Integrated Aluminium Development Corporation (GIADEC), and Affordable Housing;
- Collaboration between MLGDRD and 48 Engineers to improve over 250km of community roads to link them to markets; and
- Complete key local infrastructure under the Infrastructure for Poverty Eradication Programme (IPEP).

Conclusion

499. Mr. Speaker, the Growth Strategy forms part of Government's approach to fasttrack the country's recovery from the multiple shocks, restore macroeconomic stability, debt sustainability, and to support inclusive growth, while providing job opportunities for the Ghanaian people.

500. Mr. Speaker, Government is committed to providing an enabling business environment, and it is expected that the private sector will complement Government's effort to ensure the overall success of the growth agenda.

501. The Growth Strategy also leverages the Ghana Mutual Prosperity Dialogue to promote shared growth anchored on job creation, export promotion and diversification, as well as competitive import substitution. Owing to this, domestic private investors, foreign direct investments (FDI), and public-private partnerships (PPP) will be essential for the financing of the growth agenda. In developing this strategy, key sectors of the economy have been targeted to make it more resilient, diverse, and robust, through industrialisation, technology, transformation in agriculture, and value addition, which will boost overall growth and create employment opportunities for our citizens.

SECTION SEVEN: SUMMARY OF SECTORAL PERFORMANCE AND OUTLOOK

502. Mr. Speaker, the Medium-Term National Development Policy Framework (MTNDPF 2022-2025) is being implemented through the plans of sector Ministries, Departments and Agencies, as well as District Assemblies. The Framework is informed by the Long-Term National Development Framework (Ghana@100), the Coordinated Programme of Economic and Social Development Policies (2017-2024) and the Post COVID-19 Programme for Economic Growth (PC-PEG), and the Ghana COVID-19 Alleviation and Revitalisation of Enterprises Support Programme (GhanaCARES), all of which serve as the basis for the preparation and implementation of development plans of MDAs, MMDAs and RCCs as stipulated in the National Development Planning Regulations, 2016 (L.I. 2232). The Framework also seeks to attain the objectives and targets arising from the Sustainable Development Goals (SDGs) of UN Agenda 2030 and those of African Union Agenda 2063.

503. This section, therefore, highlights the performance of the sectors in 2023 with regard to the implementation of the MTNDPF 2022-2025. The section also provides the outlook for 2024. This section is organised around the broad sectors – Administration, Economic, Infrastructure, Social and Public Safety.

Administration Sector

OFFICE OF GOVERNMENT MACHINERY

2023 Performance and Outlook for 2024

504. Mr. Speaker, the National Identification Authority (NIA), enrolled 17,448,764 Ghanaians on the National Identity Register (NIR) as of September 2023. The Authority issued 16,600,063 Ghana Cards to Ghanaians aged 15 years and above and 192,277 foreigners with Non-Citizen Identity Card. Five Premium Registration Centres were established in Kumasi, Koforidua, Sunyani, Takoradi and Tamale. In addition, NIA operationalised 16 regional and 276 district permanent offices for continuous registration, updates of personal records, and replacement of lost cards.

505. In 2024, NIA will continue with the provision of the following registration services, among others:

- Undertake continuous registration and issuance of about 2 million Ghana Cards in all 292 operational offices;
- Register 10,000 refugees and asylum seekers and other persons of concern;
- Commence the registration of about 3 million Ghanaians citizens abroad;
- Commence registration of about 7 million Ghanaians under 15 years of age;
- Continue the registration of legally resident foreigners permanently resident in Ghana; and
- Maintain Disaster Recovery System to support the verification and enrolment system.

506. Mr. Speaker, the Ghana Scholarships Secretariat under the District Level Decentralization Scheme disbursed tuition fees of GH₵54,015,423.96 to 7,582 eligible students from 115 tertiary institutions for the 2022/2023 academic year. In addition, the Secretariat paid outstanding allowances for the 2021/2022 academic year to cover stipends, books, and medicals to students in various countries, including Algeria, Cuba, France, Morocco, Spain, Switzerland, Ukraine, and the United Kingdom.

507. The Secretariat in 2024 will continue with the mandate of awarding local and foreign scholarships for manpower development and maintain the commitment to provide ongoing support to vulnerable individuals, particularly disabled students.

508. Mr. Speaker, Ghana Investment Promotion Centre (GIPC) registered 72 new projects with foreign participation. The estimated value of the newly registered projects was US$274.74 million comprising US$229.82 of Foreign Direct Investment (FDI) and US$44.92 million of Local Investment. A total of 21 joint venture projects were created which offered an estimated 6,247 jobs.

509. Mr. Speaker, Microfinance and Small Loans Centre (MASLOC) disbursed an amount of GH₵2,487,000 to a total of 1,556 clients made up of 1,520 females and 36 males. The Centre also distributed a total of 1,066 sewing machines amounting to GH₵470,116. In addition, the Centre distributed 978 Hair Driers to beneficiaries amounting to GH₵380,931.

510. The Centre recovered GH₵2,420,996 representing a recovery rate of 58 percent. The Centre further monitored and followed up on 4,095 micro-credit, 41 small loans and 25 special project clients.

511. Mr. Speaker, the Internal Audit Agency (IAA) reviewed the operations of entities and identified systemic control weakness in relation to procurement, cash management and payroll. These recurring infractions include non-compliance with various laws and regulations as well as control weaknesses associated with the operations of the Covered Entities.

512. The Agency's Quarterly Internal Audit Reports contained 4,953 audit recommendations, out of which 1,224 were implemented. The Agency also undertook a special follow-up to verify the status of implementation of audit recommendations by Covered Entities in 10 out of 16 regions.

513. In 2024, IAA will publish names of public institutions failing to submit relevant quarterly internal audit reports as required by the PFM Act, 2016 (Act 921) and conduct nationwide payroll audit.

514. Mr. Speaker, the 2022 National and Sub-National HIV and AIDS Estimates Report indicate a National Adult HIV prevalence of 1.66 percent and an adult (15-49) incidence rate of 0.08 per cent. The report also revealed that 354,927 people are living with HIV. Regional HIV prevalence ranged from 2.29 percent in the Eastern Region (highest prevalence) and the lowest of 0.45 percent in the North East Region. Seven regions (Eastern, Bono, Greater Accra, Western North, Ashanti, Bono East, and Ahafo) exceeded the national prevalence rate.

515. The HIV prevalence rate is expected to reduce from 1.66 percent in 2022 to 1.54 percent by 2025. In addition, new infection and AIDS-related deaths are estimated to decrease within the same period due to increased uptake of Antiretroviral Therapy (ART) services. This reduction in new infections and AIDS deaths is expected to lead the country to achieve epidemic control.

516. Mr. Speaker, the Coastal Development Authority (CODA) undertook projects including: construction of a 3-unit classroom at Kubekoro in the Kpone- Katamanso Constituency; construction of a 2-unit classroom block with ancillary facilities at Ankra in the Akontombra Constituency; completion of a CHPS Compound at Camp 15 in the Bia West Constituency; construction of a 6-unit classroom block with ancillary facilities at Battor-Dugame in the North Tongu Constituency; establishment of a CHPS Compound at Kologa - Aflao in the Ketu South Constituency; construction of a 3-unit classroom block with ancillary facilities at Atsiaklobor in the Ketu South Constituency; and implementation of a small-town water system at Likpe Mate SHS in the GUAN/SALL area.

517. Mr. Speaker, the Middle Belt Development Authority (MBDA), currently has a total of 2,579 projects of which 566 are projects in the middle belt that were absorbed from the Special Development Initiative Secretariat. Of the total number of projects, 686 projects have been completed. The remaining 1,893 projects are at various stages of completion, with an average completion rate of 61 percent. These projects are predominantly in education(398), water(341), sanitation(294), constituency specific infrastructure projects (208), roads(189), health(114) among others.

518. The Northern Development Authority (NDA) has since 2018 rolled out a total of 1,846 infrastructure projects across the 57 constituencies in Northern Ghana. Out of this number, a total of 871 projects have been completed, leaving 975 projects at various stages of completion. The sectoral distribution of projects are: agriculture (dams & warehouses)-576, water (mechanized & hand pump boreholes)–372, sanitation (KVIP & WC)–304, education–242, health–105, roads–90, energy/power (electrification) –74, markets–25, transport–14, security–8, entertainment–7, sports (astro turf) –1, ICT- 1.

519. In 2024, the development authorities will continue with the ongoing projects.

520. Mr. Speaker, the Zongo Development Fund (ZDF) constructed 36No. 6-unit classroom blocks, 7No. 10-unit institutional toilets, 38No. mechanized boreholes and three community sports and recreational parks. In addition, the Fund provided tuition fee grants to 80 brilliant but needy Zongo students in tertiary institutions.

521. Mr. Speaker, works on the Presidential initiative to provide and equip 111 hospitals (Agenda 111), is progressing steadily. The programme initially comprised 101 district hospitals which was revised to 102 district hospitals, and 2 Psychiatric hospitals, 7 Regional hospitals and Redevelopment of Accra Psychiatric Hospital. Works have commenced on 89 sites out of 102 District hospitals sites as well as the 2 Regional Psychiatric hospitals in Kumasi and Tamale are at various stages of completion. The prequalification for the supply of medical equipment is currently underway, while contracts for medical gas supply system have been awarded, and works are expected to commence this year. In 2024, Government will continue to fund and complete the ongoing works.

OFFICE OF THE HEAD OF CIVIL SERVICE

2023 Performance and Outlook for 2024

522. Mr. Speaker, the Office of the Head of the Civil Service (OHCS) prepared and submitted the 2022 Civil Service Annual Performance Report to the Office of the President and other key stakeholders in April 2023. The OHCS also prepared and submitted a draft Civil Service Bill to the Office of the Attorney-General and Ministry of Justice for review.

523. The OHCS reviewed the organisational manuals and job descriptions for nine institutions. The implementation of two Ministries and Departments Organisational Manuals were monitored, three Management and six Client Service Charters were also reviewed.

524. Mr. Speaker, the Office in 2024 will review 7 Organizational Manual of Ministries and Departments, 7 Schemes of Service, 20 Client Service Charters, 11 Establishment Levels, and conduct nine Management Reviews.

525. The Office received 5,598 documents of eligible officers from Ministries and Departments for promotion. About 4,610 of these documents were vetted with 812 officers interviewed. In addition, documents of 120 eligible officers for category 'B' promotions were vetted and shortlisted for submission to PSC.

526. Mr. Speaker, the office conducted the Civil Service online entrance examination in May, 2023 for 20,190 applicants, of which 150 were appointed into the service. The Office collaborated with the Ghana Scholarship Secretariat and Ritnak Training Institute to provide leadership and management training for 2,000 selected Officers in the professional and sub-professional class across the Civil Service. A total of 5,637 officers were trained in Scheme of Service/Competency Based training, and 14 newly appointed Chief Directors were inducted into office.

527. Mr. Speaker, the Office organised the 2023 Civil Service Week Celebration and 2022 awards ceremony on the theme "Enhanced Service Delivery and Economic Transformation in Ghana: The Civil Service in focus", from 24th May to 2nd June, with a total of 138 officers awarded.

528. Mr. Speaker, the Office will continue to coordinate the transitional activities and produce a composite Handing Over Report, Internal Audit Reports, the 2023 Civil Service Annual Performance Report, organise the 2024 Civil Service Week Celebration and 2023 Awards Night, facilitate the speedy finalisation of the Civil Service Bill.

529. Mr. Speaker, the Public Records and Archives Administration Department (PRAAD) as part of the digitisation agenda, digitised 37,850 archival sheets, monitored and accessed 23 public institutions' records management system, as well as disposed 1,683 boxes of archival sheet at the National Records Centre.

PARLIAMENT OF GHANA

2023 Performance and Outlook for 2024

530. Mr. Speaker, the House held 64 plenary sittings and considered 260 papers, including 37 Agreements, 17 Auditor-General's Reports, 154 Annual Statements by Audit Committees, and 52 Committee Reports. In addition, 19 Bills were laid including, 3 Private Members' Bills which were passed into law. The Private Members' Bills were the Criminal Offences (Amendment) Bill, 2022 (Abolition of death penalty), Criminal Offences (Amendment) Bill, 2023 (Anti-witchcraft), and the Armed Forces (Amendment) Bill, 2023 (Abolition of death penalty).

531. Mr. Speaker, a total of 519 parliamentary questions were asked, and 100 statements bordering on matters of public interest were made in the House. Parliament also considered motions including one Parliamentary Inquiry.

532. The Public Accounts Committee conducted 38 public sittings to consider the Auditor-General's Reports and made 7 recommendations to retrieve misappropriated public funds. Committees of Parliament also undertook 74 monitoring visits to their respective sector institutions to track the progress of implementation of selected projects approved in the sector budgets.

533. Mr. Speaker, 2 Members of Parliament-elect for Kumawu and Assin North, constituencies were admitted into the House in June.

534. Pursuant to Article 67 of the 1992 Constitution, His Excellency the President Nana Addo Dankwa Akufo-Addo, delivered to the House a message on the State of the Nation in March, 2023. The address dwelt on key developments within the various sectors and critical policy initiatives that would be implemented to achieve the aspirations of the Ghanaian people.

535. Mr. Speaker, under the Parliament Supplementary Office Project (PSOP), an Office Complex for the Development Sub-Division was completed and inaugurated to accommodate staff of the newly created Departments of Works, Estates, and Facilities Management. The Office Complex for the Parliamentary Training Institute is 87 percent complete, while rehabilitation of the Eastern End Fence Wall project is 60 percent complete.

536. In 2024, the Parliamentary Service will continue the PSOP, to provide space for support and allied services as well as initiate projects to improve the security infrastructure of Parliament.

537. Parliament commenced the installation of an Integrated Audio/Video Conference and Voting System and Biometric Attendance System to address issues surrounding voting in the chamber and attendance to parliamentary duties by both Members of Parliament and staff of the Service.

538. In 2024, the report on the New Standing Orders for Parliament which was completed and adopted by the Plenary will be implemented. The House will also reconfigure the Second Floor of the Chamber Block into a Museum for Parliament, to preserve parliamentary history and the democratic journey of Ghana. Additionally, the House will implement a Cyber Security Project, under the E-parliament project to secure its ICT infrastructure.

AUDIT SERVICE

2023 Performance and Outlook for 2024

539. Mr. Speaker, the Audit Service opened the 'Auditor-General's Recoveries Account' with the Bank of Ghana to track all recoveries. As at end September 2023, an amount of GH¢17,187,247.50 was recovered, out of which GH¢10,000,000.00 was transferred into the consolidated fund. In addition, the Service validated and certified monthly salaries of staff from selected MDAs, ex-gratia and other salary-related claims and saved the Government an amount of GH¢21,875,570.53.

540. Mr. Speaker, the construction of the Service's regional offices in Kumasi and Tamale progressed steadily at 98 percent and 88 percent completion, respectively. In addition, the Service continued the construction of 19 regional and district offices which are at an average completion rate of 87 percent.

541. In ensuring transparency and accountability among public office holders, the Service issued 865 Assets and Liabilities Declaration forms and received 497 responses.

542. Mr. Speaker, the Service submitted 19 separate Auditor-General reports for the financial year ended 31st December 2022 to Parliament before the constitutional deadline of 30th June 2023. In addition, the Service completed 6,166 audits comprising MMDAs, MDAs, educational institutions, traditional councils, public boards, review audits, performance audits, information technology and DP-requested audits.

543. In 2024, the Service will continue to audit the public accounts and all public offices by carrying out 6,269 audits across all audit areas. In addition, the Service will continue to use audit operations to recover misappropriated public funds as well as foster public accountability and trust in public office holders through the Assets and Liabilities Declaration Regime.

PUBLIC SERVICES COMMISSION

2023 Performance and Outlook for 2024

544. Mr. Speaker, the Public Services Commission facilitated the establishment of Client Service Charters and Gender Mainstreaming in the Ghana Health Service, Driver Vehicle Licensing Authority, Ghana Immigration Service, Ministry of Gender, Children and Social Protection and Lands Commission among others, to improve performance and gender balance in the public service.

545. The Commission received 39 Organograms and Scheme of Service requests and approved 20 organograms and 16 Schemes of Service. The Commission also organised and trained 541 participants from five Public Service Organisations (PSOs) on the Performance Management System to improve public service delivery in performance planning, target setting, performance review and appraisal.

546. Mr. Speaker, the Human Resource Management Information System (HRMIS) Re-implementation has "Gone Live" with 87 PSOs. Approximately 81 percent of staff on GoG payroll are on-boarded onto the HRMIS. This reduced the time used to undertake the HR business processes and allowed new employees to receive first pay within a maximum of two months after recruitment. In 2024, the Commission

will continue the implementation of key programmes and sub-programme and review the PSC Act 1994 (Act 482).

NATIONAL DEVELOPMENT PLANNING COMMISSION

2023 Performance and Outlook for 2024

547. Mr. Speaker, the National Development Planning Commission (NDPC) oriented all Chief Directors and trained a total of 116 public sector officers, comprising of 23 Regional Coordinating Council (RCC) officials and 93 Technical Officers of PPMEDs and Research, Statistics and Information Management (RSIM) on the National Public Policy Formulation Guidelines as part of efforts towards strengthening capacity for public policy formulation. In addition, the Commission organised technical consultations with relevant stakeholders towards the development of a Human Capital Strategy.

548. Mr. Speaker, the Commission reviewed the 40-year Development Plan to reflect current socio-economic status of the country and made recommendations for the formulation of a Long-Term Perspective Framework with proposals on indicative development projections for the country.

549. In 2024, the Commission will commence preparation towards the development of medium-term plans for the planning cycle of 2026 to 2029 as stipulated by the National Development Planning (System) Act, 1994 (Act 480) and National Development Planning (System) Regulations, 2016 (L.I. 2232). The plans will include the 2026-2029 Medium-Term Development Policy Matrix to provide the strategic and policy direction, as well as provide the planning guidelines to prescribe the content and format of the medium-term plan.

550. Mr. Speaker, the Commission will also review and publish a bifurcation report on energy efficiency and financial operations of the energy sector. The review will form part of the post compact M&E activities of the Millennium Challenge Corporation collaborative support. In addition, the Ghana CARES Obaatanpa programme will be evaluated to draw lessons and design policies to address possible challenges and make recommendations for improvement in the effectiveness of public spending.

551. In 2024, the Commission will strengthen its coordination, implementation, monitoring and evaluation role to ensure that programmes and projects deliver positive development outcomes.

ELECTORAL COMMISSION

2023 Performance and Outlook for 2024

552. Mr. Speaker, the Electoral Commission conducted by-elections in Kumawu and Assin North Constituencies and undertook a limited voter registration exercise. The Commission supervised Constituency, Regional and National Executive Officers' elections for some political parties.

553. In 2024, the Commission will undertake the continuous voter registration exercise and conduct the presidential and parliamentary elections. In addition, the Commission will undertake institutional and electoral reforms of existing laws, provide citizens access to electoral education and services as well as inspect political party offices.

MINISTRY OF FOREIGN AFFAIRS AND REGIONAL INTEGRATION

2023 Performance and outlook for 2024

554. Mr. Speaker, Ghana hosted three Extraordinary Summits of the ECOWAS Heads of State and Governments between July and August, 2023. The summits discussed the political situations in Niger and Guinea-Bissau, issues of peace and security, constitutional breaches, and economic integration. In addition, Ghana hosted the 3rd Extraordinary Session of the Assembly of Heads of State and Governments of the Gulf of Guinea Commission in April 2023.

555. Mr. Speaker, H.E. the President participated in the 36th Ordinary Session of the Assembly of the African Union in Addis Ababa, Ethiopia in February 2023, to discuss issues relating to governance, human insecurity and terrorism, climate change and economic development. Ghana participated in the African Union Peace and Security Council Meeting on the situation in Sudan in April 2023. Ghana and Rwanda, on the margins of the Summit signed a Memorandum of Understanding for the establishment of a Permanent Joint Commission for Cooperation.

556. Mr. Speaker, to curb human insecurity while promoting democracy and good governance for sustainable development on the African Continent, Ghana hosted the AU capacity building workshop on ECOWAS protection and human security integration coordination mechanism in April, 2023. In 2024, the Ministry will participate in all statutory meetings of the United Nations, African Union, ECOWAS, the Commonwealth, and other international organisations to enhance Ghana's political and economic interest abroad.

557. Mr. Speaker, the Ministry engaged bilateral partners under the Permanent Joint Commission and Political Consultations, including the Ghana-European Union Political Dialogue held in March, 2023, and discussed issues on economic partnership, regional security, good governance and human rights.

558. Ghana was elected to the Executive Council of the United Nations World Tourism Organisation as well as membership of the United Nations Human Right Council for the term 2024-2026.

559. Mr. Speaker, the Ministry continued to improve service delivery at the Passports Office and some Ghana Missions Abroad through initiatives that include, the roll out of machine-readable visa to nine missions namely: London, Berlin, Berne, Copenhagen, New York, Washington, Ottawa and Toronto. The Ministry will complete the installation of the machine-readable visa software and hardware in at least 20 missions and train the staff.

560. Mr. Speaker, to increase access to the acquisition of passports, the Ministry commenced the construction of the Bolgatanga Passport Application Centre and acquired and fenced a piece of land for the construction of the Tamale Passport Application Centre.

561. To promote Ghana as a competitive tourist destination, Missions Abroad will continue to organise trade and investment activities to aggressively promote "Made-in-Ghana" goods and services, as well as attract the needed Foreign Direct Investments for Ghana's industrialisation agenda.

MINISTRY OF FINANCE

2023 Performance and Outlook for 2024

562. Mr. Speaker, the Ministry enrolled 65 public tertiary institutions onto the GIFMIS platform to undertake all financial transactions. To ensure strict compliance of the use of the GIFMIS, the Controller and Accountant-General's Department (CAGD) in collaboration with Bank of Ghana and the Ghana Inter-bank Payment and Settlement Systems (GhIPSS) introduced the GIFMIS-GhIPSS Electronic Funds Transfer (EFT) platform for Government institutions. Currently, a pilot process with the Road Fund Secretariat, Ho, Ashaiman, Asokore Mampong, La Dade-Kotopon Municipal Assemblies, Bia West District Assembly, Accra Metropolitan Assembly and 20 other IGF institutions is in progress. In 2024, the Ministry will enroll 150 health institutions onto GIFMIS.

563. Mr. Speaker, the CAGD in collaboration with NIA integrated 504,063 out of 703,665 mechanised GoG employees NIA numbers into the IPPD2 Payroll System to prevent the recurrence of unapproved workers on government payroll. The current linked database enabled the preferred use of NIA numbers for GoG employees to SSNIT and Tax Identification Numbers, facilitating the crediting of GoG employees' PAYE deductions and Tier 1 and 2 contributions at source to the Ghana Revenue Authority (GRA) and SSNIT. In 2024, the Ministry will modify the existing payroll to include NIA numbers and capture existing employees.

564. Mr. Speaker, Ghana Statistical Service (GSS) trained 234 field officers, deployed 180, and completed the listing of households and structures to facilitate the conduct of the Ghana Living Standards Survey (Round 8). The Survey provides indicators for examining the socio-economic conditions of households relevant for estimating SDGs, and other country-specific development goals. In 2024, the Ghana Living Standards Survey (Round 8) enumeration will commence.

565. In addition, GSS undertook the 2nd year's Annual Household Final Consumption Expenditure (HFCE) survey which provides a compilation of quarterly and annual GDP by the expenditure approach. The HFCE data analysis and the 3rd year data collection will commence in 2024.

566. Mr. Speaker, data collection for the Ghana International Tourism Survey (GITS) was completed, while the Domestic and Outbound Tourism Survey (DOTS) is ongoing. These surveys provide Government with adequate data for the effective and efficient development of tourism plans, programmes, and Tourism Satellite Accounts (TSA) for the compilation of GDP. Border profiling was also completed for the International Cross-Border Trade Survey. Data analysis and reporting of the GITS and DOTS will commence in 2024.

567. Mr. Speaker, GSS will conduct an Integrated Business Establishment Survey (IBES) Phase II after the completion of Phase I. The Surveys provide reliable, timely, and relevant business statistics to support the formulation and implementation of policies that stimulate the growth of all sectors of the economy.

568. Mr. Speaker, 828 public entities from MDAs and MMDAs were enrolled onto the Ghana Electronic Procurement System (GHANEPS) while 1,060 procurement staff were trained to use the System to conduct procurement activities. In addition, 186

public entities are effectively using the e-procurement system. In 2024, Public Procurement Authority (PPA) will continue to train 500 public entities on the GHANEPS.

569. Mr. Speaker, the 2023 Debt Sustainability Analysis (DSA) and Medium-Term Debt Management Strategy (MTDS), which guides borrowing was prepared and published on the MoF website. The analysis and strategy documents were recalibrated and revised in accordance with the IMF-supported PC-PEG programme and the debt restructuring initiative. As a result, the Issuance Calendar for the third quarter was prepared and published to guide the borrowing activities of Government. In 2024, the Ministry will conduct, publish, and implement the DSA, review the MTDS as well as publish the issuance calendar to guide borrowing.

570. The Ministry also prepared and published on the Ministry's website the 2022 Annual Public Debt Report (APDR) in fulfilment of Section 72 of the Public Financial Management Act, 2016 (Act 921). In 2024, the 2023 APDR will be prepared, submitted to Parliament and published on the Ministry's website.

571. Mr. Speaker, in 2024, the Ministry in collaboration with credit rating agencies will conduct sovereign rating assessments to assess the creditworthiness of the country. In addition, the Ministry will intensify credit risk assessments of SOEs and other public entities to contain fiscal risks. The Ministry will also undertake a Debt Management Performance Assessment (DeMPA) to improve the processes and procedures currently in place for debt management activities.

572. Mr. Speaker, the Ministry built a Shield Portal for Textile Stamp and prepared guidelines on Textile Stamp for excise tax enforcement by the Ghana Revenue Authority (GRA). In 2024, enforcement of the Textile Stamp at the entry points and at the point of sale will commence.

573. Mr. Speaker, the National Training and Retraining Programme, under the National Unemployment Insurance Scheme (NUIS), which was introduced to assist workers whose jobs were severely impacted by COVID-19, commenced. The programme was designed to benefit teachers in the private education, hospitality and tourism sectors, among others. The first cohort of 8,865 beneficiaries completed the programme, comprising 3,325 from the private education sector and 5,540 from the hospitality and tourism sector. In 2024, the second cohort of the programme will be enrolled.

574. Mr. Speaker, Ghana and 18 other countries in March received approval from the Global Climate Fund (GCF) to benefit from the Infrastructure Climate Resilience Fund of US$253 million (US$240Mn Equity and US$13Mn Grant). The country was also selected in October to benefit from an additional US$152.5 million (equity) from "Project GAIA" (GAIA), a blended finance and domestic currency swap for climate adaptation and mitigation investments.

575. In the medium to long term, MoF will submit proposals on hydrogen and lithium. The National Designated Authority (NDA) will support the Ghana Infrastructure and Investment Fund (GIIF) and Agricultural Development Bank (ADB) to complete accreditation processes with the GCF to leverage more green financing.

576. Mr. Speaker, Ghana signed onto the V20-G7 Global Shield, and will develop and submit a proposal to benefit from grant resources to the tune of about $20 million.

The support will cover areas such as agricultural insurance, urban and coastal flooding. In addition, Ghana developed a sub-sovereign parametric insurance product for urban flood for the Greater Accra Metropolitan Area (GAMA). The InsuResilience Solutions Fund (ISF) will provide Euro3 million grants support for premium payment for 3 years. In 2024, the Greater Accra Metropolitan Area (GAMA) Sub-sovereign parametric insurance product will be brought to the market.

577. Mr. Speaker, Ghana as Chair of the CVF/V20 led long-term reforms to champion the cause of climate-vulnerable nations and advocated for a robust and fair global carbon financing mechanism. As a V20 country, Ghana will be able to access a minimum of US$500,000 for the impacted communities in the lower Volta area, for the Akosombo Disaster, from the V20 Loss and Damage Fund.

578. In September, Ghana received confirmation to host the independent secretariat of the CVF in Accra on the sidelines of the UN General Assembly. This will significantly contribute to our national objectives of being a driving force behind climate financing in the subregion and our determination to build a climate-resilient economy.

579. Mr. Speaker, the Ministry as part of the Public Investment Management Reform finalized and published on the Ministry's website, a Public Investment Plan Guideline to guide project preparation and appraisal, and development of the Public Investment Plan (PIP) that will inform the medium-term capital expenditure budget, consistent with the medium-term fiscal and expenditure framework. A stocktaking exercise of the portfolio of ongoing projects across all MDAs was also carried out.

580. The Ministry prepared, submitted to Parliament and published the 2022 PPP Annual report. The report presented the performance of on-going PPP projects, as well as, the pipeline of projects which are currently awaiting necessary regulatory approvals. The 2023 report will be prepared and published in 2024. In addition, the Ministry will finalise and submit to Parliament for passage, the PPP Regulation that will operationalise the PPP Act, 2020, (Act 1039).

581. Mr. Speaker, the Ministry with the support of Cabinet is implementing a State Ownership Policy, the thrust of which is the recognition that whilst Government is committed to pursuing a private sector-led economy, the State's direct ownership of businesses is necessary to achieve objectives that includes correcting market failure or meeting public policy goals, among others. In addition, the Ministry in collaboration with Ministry of Public Enterprises and State Interests and Governance Authority (SIGA) is implementing Cabinets decision on the disposal of assets of identified 17 defunct State-owned entities.

582. The Assets Management Policy Framework is also being developed to guide the effective and efficient management of state assets. In 2024, the Ministry will continue to implement and coordinate the Policy Framework, and the enforcement of relevant asset management responsibilities of MDAs in line with the Public Financial Management Act, 2016 (Act 921) and Public Financial Management Regulations, 2019 (L.I. 2378).

583. Mr. Speaker, the National Homeownership Fund (NHF) has since 2018 stimulated and developed the local currency mortgage market. The significance of the NHF is manifesting through its partnership with private sector financial institutions to revive the ailing local currency mortgage market with a blended financing solution.

584. The NHF together with its partnered PFIs (GCB Bank, Republic Bank and Stanbic Bank) and TDC Company Limited, have underwritten cedi-denominated mortgages for over 400 housings units at Tema community 22, which are being occupied by public sector workers. The NHF has also underwritten 296 mortgages, comprising of 2 & 3-bedroom housing units at Kasoa, Kumasi and Tema, valued at GH¢39.9 million. This has created a market for cedi denominated mortgages at rates below the market and tenors of up to 20 years.

585. Mr. Speaker, to support the development of the Microfinance industry, the Ministry developed a draft Microfinance Policy to create an enabling environment for the industry to fully realize its socio-economic potential through the provision of timely, diversified, affordable and dependable financial services to the economically active poor within an integrated and sustainable financial ecosystem. The Ministry in 2024, will further engage BoG and other stakeholders to finalise the policy to ensure smooth and effective implementation.

MINISTRY OF LOCAL GOVERNMENT, DECENTRALISATION AND RURAL DEVELOPMENT

2023 Performance and Outlook for 2024

586. Mr. Speaker, the Ministry completed the integration of the District Performance Assessment Tool (DPAT) and the Local-Based Information System in Climate Adaptation (LISA) into the District Development Data Platform (DDDP) to improve data management and reporting at the local level. The User Accessibility Test (UAT) for DPAT on the DDDP was also undertaken in all 261 MMDAs. In 2024, the Ministry will continue the operationalisation and integration of other modules/systems on the District Development Data Platform.

587. Mr. Speaker, to deepen decentralisation, the Ministry transferred a total amount of GH₵184,220,095.00 from the District Assembly Common Fund – Response Factor Grant (DACF-RFG) to 261 MMDAs to fund DPAT VI sub-projects and conducted DPAT VII performance assessment. The Local Economic Development (LED) Practioner's Manual was finalised to promote a conducive environment at MMDA level for sustained local business growth, decent employment opportunities and economic empowerment at the local level. In 2024, the Ministry will conduct DPAT VIII performance assessment for 261 MMDAs.

588. Mr. Speaker, the Department of Parks and Gardens (DPG) maintained a total area of 1,154,500m^2 in some major cities/towns across the country to promote landscape development. About 289,200 seedlings were raised and supplied to the public and institutions across the country. Another 8,885 trees were planted across the country as part of the horticultural sensitisation programmes aligned to climate change adaptation.

589. In 2024, the Department will continue the landscape beautification of road medians to 13,000m² for urban and peri-urban communities, maintain a total landscaped area of 2,300,000m², propagate 550,000 seedlings for sale and landscape projects and plant and maintain 20,000 trees across the country.

590. Mr. Speaker, the Ministry through the participating Municipal Assemblies under the Ghana Secondary Cities Support Programme (GSCSP), constructed nine urban markets, 12.60km of storm water drain, three urban transport terminals and one industrial estate and business advisory centre among others to improve urban management and basic urban service deliveries. In 2024, the Ministry will continue the implementation of the remaining projects under the GSCSP for all urban infrastructure projects, including markets, transport terminals, industrial parks, roads and storm drains.

591. Mr. Speaker, the Ministry under the Ghana Productive Safety Net Project (GPSNP) II supported 14,324 beneficiaries through the productive inclusion component to implement 529 sub-projects, comprising community plantations, feeder roads and small earth dams. The project also supported 8,064 Labour Intensive Public Works (LIPW) unskilled labour beneficiaries and 25,426 were provided with indirect jobs. In 2024, the Ministry will continue the implementation of GPSNP II, which will employ additional 15,046 beneficiaries under the productive inclusion component and another 34,574 unskilled labour wage earners under the LIPW component.

592. Mr. Speaker, the Births and Deaths Registry registered 470,423 births, and 39,148 deaths, and sensitised 4,200 stakeholders on the Registration of Births and Deaths Act, 2020 (Act 1027). In 2024, the Registry will register an estimated 730,426 births and 140,566 deaths and sensitise about 16,000 stakeholders on the Registration of Births and Deaths Act, 2020 (Act 1027) and the Regulations, 2021 (LI 2436). In addition, the Registry will digitise 18,000 manual registers under the Public Sector Reform for Results Project (PSRRP) to aid in expediting extractions and ensure the replication of all manual registration data on the electronic system.

NATIONAL MEDIA COMMISSION

2023 Performance and Outlook for 2024

593. Mr. Speaker, the National Media Commission(NMC) visited Bawku to sensitise owners and journalists of two radio stations operating in the area to support the peace process. The Commission also visited Adidome to assess the impact of a community-based radio on the community. In addition, the Commission mediated between a community radio station and the traditional authorities of Lower Axim to defuse tensions, as well as, resolved 12 cases between complainants and offending media houses.

594. Mr. Speaker, as part of preparations towards the 2024 general elections, the Commission will operationalise a Memorandum of Cooperation executed with the National Communications Authority, the Ghana Police Service, Ghana Armed Forces, Private Newspaper Publishers and the Ghana Independent Broadcasters Association, as it works to restore integrity in the information eco-system, by deepening efforts to combat hate speech, incitement, fake news and disinformation. In addition, regulatory enforcement will be scaled up to ensure media compliance with standards.

MINISTRY OF INFORMATION

2023 Performance and Outlook for 2024

595. Mr. Speaker, 25 ministers' briefings were held, featuring sector Ministers, Regional Ministers and Heads of public institutions to account for projects and programmes pertaining to their respective ministries or sectors.

596. The Ministry created the Amplified Social Marketing Platform aimed at supporting young Ghanaians to promote businesses operating under three marketing modules: amplified social, amplified business and amplified success. The platform utilises the social media mileage of the Ministry to highlight and promote the works of young entrepreneurs, project social causes and inspire mentoring opportunities.

597. Mr. Speaker, to combat the growing scourge of misinformation and disinformation in the country, the Information Services Department (ISD) launched in March 2023, a new website called The **Ghana Today**, to identify and counter false information in real time and provides users with an accurate and reliable source of information. In addition, the Ministry created the hashtag **#verifyitfirst** to provide information to the public on how to identify, disengage and stop wrongful information from spreading further.

598. Mr. Speaker, in 2024, the Ministry will continue the implementation of the Media Capacity Enhancement Programme, the RTI Law across public institutions, hold Minister's press briefings, support implementation of the Framework for the Safety of Journalists in Ghana by NMC, submit to Parliament the Broadcasting Bill, introduce an Advertising Council Bill among others.

RIGHT TO INFORMATION COMMISSION

2023 Performance and outlook for 2024

599. Mr Speaker, the Right to Information Commission (RTIC) carried out sensitisation programmes across 52 public institutions to enhance their capacity in the implementation processes of information disclosure. In addition, the Commission undertook a 5-day sensitisation tour to the Central and Western Regions, to train heads of public institutions, the media, students, traditional leaders, and the public on the tenets of the Right to Information Act, 2019 (Act 989).

600. The Commission conducted 241 monitoring exercises to ensure public institutions and relevant private bodies are adhering to the dictates of Act 989. The Commission also engaged several stakeholders and organised conferences to solicit input into the draft regulations for Act 989.

601. The Commission further received and reviewed 84 applications using diverse Alternative Dispute Resolution mechanisms, of which 29 were settled, 21 decisions were issued and 33 others are at various stages of the review process and 1 application was discounted.

602. Mr. Speaker, the Commission will continue to disseminate and educate the public about the RTIC and the Act to help the public gain awareness of the fundamental right to access information in order to foster a culture of transparency and accountability.

MINISTRY OF PARLIAMENTARY AFFAIRS

2023 Performance and outlook for 2024

603. Mr. Speaker, the Ministry activated processes that engendered debate on the possible review of the 1992 Constitution, and inaugurated a Consultative Committee to oversee the review. The activities included organising consultative meetings with constitutional experts, elderly statesmen, and members of the Council of State.

604. In 2024, the Ministry will continue with the constitutional review process, improve Parliament and government business in Parliament and expand the engagement with core stakeholders to improve the governance system.

Economic Sector

MINISTRY OF FOOD AND AGRICULTURE

2023 Performance and Outlook for 2024

605. Mr. Speaker, Government undertook a comprehensive review of the first phase of the Planting for Food and Jobs (PFJ) flagship programme in April this year to build on the successes and address gaps and challenges identified over the six-year period of implementation. This culminated in the introduction of PFJ 2.0, a five-year transformative initiative anchored on four main principles: private sector focused, value chain approach, market driven and inclusivity.

606. The PFJ 2.0 is designed to accelerate modernisation and competitiveness of the food and agricultural sector. It marks the dawn of an era of an input credit system away from input subsidy as a means of supporting farmers to increase productivity and production of food crops. The Input Credit System is linked to structured market arrangements.

607. The programme will prioritise commercial agriculture to scale up production to meet domestic food consumption requirement, create strategic food reserves, support industrialisation, reduce food imports towards the goal of establishing sustainable food security and resilience. Critically, the PFJ 2.0 will create jobs for the youth by eliminating the barrier of entry into agriculture by providing high quality inputs and other support services to interested farmers through the input credit system. Through off-taker arrangements within the input credit model, farmers will have ready access to markets and trading of their commodities. This will be underpinned by the creation of a digitised platform for management, monitoring and coordination of farming activities.

608. To ensure the required focus of the programme is maintained, 11 selected commodities are being promoted with set targets for the short, medium and long term. Strategically, these commodities comprise staples: maize, rice, soybean, sorghum, tomato, pepper, onion, cassava, yam, plantain and broiler chicken.

609. Mr Speaker, since the launch of PFJ 2.0, the Ministry facilitated the procurement processes for the provision of 9,827.5MT of seeds comprising 5,000MT of Maize, 450MT of rice, 300MT of sorghum, 4,071MT of soya, 1.3MT of pepper, 1.2MT of tomato and 4MT of onions seeds for distribution. In addition, a total of 365,165MT of inorganic fertilizers and 7.2 million liters of pesticides are to be supplied to farmers for the minor planting season under the Input Credit Model. The cost will be recovered from harvested produce.

610. In 2024, the Ministry will facilitate the provision of 34,682MT of seeds: maize (7,500MT), rice (18,803MT), sorghum (350MT), soya (7,965MT), tomato (11MT), pepper (3MT) and onions (50MT) to farmers. In addition, 4 million yam setts, 75 million plantain suckers and 3 million cassava bundles will be provided to farmers as input credits.

611. To ensure effective pest management and plant protection, the Ministry distributed 58,400 litres and 18,560kg of insecticides to spray and recover 208,953ha of farmlands against Fall Army Worm (FAW) infestation across the country. In 2024, the Ministry will continue with the distribution of insecticides as strategic stocks for the control and management of Fall Army Worm. The Ministry will also equip the laboratories of plant Protection and Regulatory Services Directorate to efficiently handle plants pests and diseases.

612. Additionally, the Ministry will distribute high-quality planting materials to 175,000 tree crop farmers across the country. The Ministry is also working to secure parliamentary approval for revised fees and charges schedule for 2024 to establish pricing mechanism for shea, mango and coconut.

613. Mr. Speaker, as part of efforts to reduce our country's heavy dependence on imported poultry products to meet domestic demands, the Ministry facilitated the procurement of 5.5 million Day Old Chicks, 24,750MT of feed and 16.5 million doses of poultry vaccines for 16 Anchor and 500 out-grower farmers to raise broiler chicken for local consumption during Christmas and New-Year festivities. The Ministry will also support 11,000 vulnerable women with 14 weeks-old layer pullets, poultry feed, poultry battery cages to increase their incomes for improved livelihood. In 2024, the Ministry will facilitate the supply of 18.4-million-day-old chicks, 82,800MT of feed and 55 million doses of poultry vaccines to 20 Anchor and 800 out-grower farmers. This is expected to yield 19,350MT of meat and increase national net production to 42,600MT.

614. Mr. Speaker, the Ministry took delivery of various agricultural machinery and equipment worth US$29.9 million as part of efforts to improve farmers' timely access to appropriate farm machinery and equipment for increased productivity. In total, 188 tractors with matching implements, 150 power tillers with accessories, 96 maize shellers, 23 units of combine harvesters, 96 rice millers were delivered to over 120 beneficiaries including farmers, processors, and mechanization service providers. In 2024, the Ministry will continue to provide affordable agricultural machinery/equipment.

615. Mr. Speaker, after the launch of PFJ 2.0, His Excellency, the President engaged chiefs and traditional rulers to release land for agriculture and related purposes. The Ministry secured over 60,000ha of land for establishment of agricultural zones in Eastern and Ashanti regions. In 2024, the Ministry will complete the development of 50,000ha of inland/lowland valleys to expand the areas under rice, soya and maize cultivation.

616. Mr. Speaker, in the quest to boost commercial large scale production, the Ministry commenced the development of 7,100ha irrigation infrastructure in economic enclaves within the following agricultural zones: Afram Plains Agricultural Zone 1, made up of: Konadu Economic Enclave (2,000ha), Atonsu Economic Enclave (750ha) and Ekyeamanfrom Economic Enclave (350ha); Afram Plains Agricultural Zone 2: Ataneata/Nkwantanang Economic Enclave (1,000ha), Akwasiho Economic Enclave (1,000ha); and Sekyere Afram Plans Agricultural Zone, made up of: Kumawu Economic Enclave (2,000ha).

617. Additionally, 1,250ha of irrigable area will be available for rice and vegetable production when the Tamne Phase III extension (500ha) and Vea irrigation schemes (750ha) are completed. Currently, the Tamne Phase III Project is 65 percent complete and rehabilitation of Vea has just started. An estimated GH¢192 million is expected to be generated from 4,800MT of onions to be produced within the Tamne economic enclave annually. Rice production within the Vea scheme is expected to yield 6,750MT with an estimated value of GH¢3billion per annum. The projects, when completed, will facilitate year-round agricultural production for export and agro-industry, create employment and reduce rural-urban migration.

618. Mr. Speaker, the Ghana Irrigation Development Authority (GIDA) is developing small earth dams in the Northern, Upper East, Upper West, and Savannah Regions to support the 'One- Village One-Dam' (1V1D) Initiative. Construction of small-earth dams are at various stages of completion at Sunyeri, Tousal/Jeyiri, Tasundo, Gilang, Kpalbutabu and Duadinyediga. At full completion, a total of 110ha of irrigable land will be available for dry season farming. In addition, some of the dams will serve as flood mitigation measures and provide adequate water for domestic use and livestock watering.

619. In 2024, the Ministry will construct 10No. small earth dams and develop 225ha of irrigable areas from 9 irrigation sites in the Northern Regions. As part of efforts to ensure increased vegetable production, 5,500 boreholes to irrigate 11,000ha in 17 districts across 8 regions will be drilled and mechanised. An estimated 44,000 vegetable farmers are to benefit from this initiative.

620. Mr. Speaker, as part of strategies to support growth of agribusinesses, the Ministry will facilitate provision of production inputs and services to actors in the production value chain on credit. The only input the farmer brings on board is proof of land. Additionally, the Ministry will complete the Ghana Agriculture and Agribusiness Digital Platform (GAAP), to serve as a digital hub for strategic linkage among value chain actors in the sector. The Platform will incorporate a number of interoperable and integrated modules broken down into sub-applications that cater for the needs of various actors or stakeholders in the value chain.

621. Under the "One District One Warehouse" intervention, the Ministry initiated the construction of new warehouses to augment the national grains storage capacity. A total of 69 out of 80 warehouses were completed with 11 at various stages of completion. In 2024, the Ministry will continue works on the following: remaining 11 warehouses, extension of the national grid to 50 completed warehouses, 50 steel sheds to protect grain dryers and installation of 600No. 100MT capacity silos. These measures are expected to increase the storage capacity of the national strategic stock, improve quality of stored grains and reduce post-harvest loses.

622. Mr Speaker, 15,025 farmers comprising 7,143 males and 7,882 females were trained in various conservation agricultural and environmental management practices for sustainable agricultural production. Further, the training of 196 staff in the use of the Participatory Watershed Management Planning Manual culminated in the development of 184 Community Watershed Management Plans in 26 districts for enhanced conservation and food climate resilience agriculture.

MINISTRY OF FISHERIES AND AQUACULTURE DEVELOPMENT

2023 Performance and Outlook for 2024

623. Mr. Speaker, the Ministry completed the construction of the National Aquaculture Centre at Amrahia, which was commissioned by H.E. the President in June 2023. Government supported the first batch of 24 trainees made up of 12 males and 12 females to undertake a 13-week training in various aspects of aquaculture including fish production, farm management, fish health, feed formulation and processing.

624. The second batch of 24 trainees, who are being supported with inputs are expected to graduate in December 2023. In 2024, 72 youth will be trained at the centre and supported with cages, fingerlings and feed to start production at their desired locations.

625. Mr. Speaker, in 2023, Public Fish Hatcheries at Dormaa Ahenkro and Sefwi Wiawso were operationalised for the production and supply of quality fish fingerlings to aquaculture operators in the Bono and Western North Regions. As part of piloting fish farming on small water bodies, eight cages, 32,000 tilapia fingerlings and 200 bags of fish feed were supplied to 80 farmers in 4 communities in the North East Region, namely: Lanbinsi, Nalerigu, Nansoni and Tombu. The beneficiaries, comprising 70 percent males and 30 percent females, were trained in fish farming management and group dynamics to ensure the sustainability of the project in the communities.

626. Works on the Anomabo Fisheries College is about 97 percent complete. The laboratory, administration, classroom and hostel blocks, as well as, water treatment plant was completed. In 2024, the college will commence operations and offer proficiency, diploma and degree courses in fisheries for the first batch of 104 students from Ghana and the West Africa sub-region.

627. Mr. Speaker, as part of efforts to combat Illegal, Unregulated and Unreported (IUU) fishing activities in the Ghanaian Exclusive Economic Zone (EEZ), the Ministry conducted 72 pre-departure and arrival inspections to ensure compliance for trawlers, to help reduce the catch of juvenile fish and address the issue of excessive by-catch and fish stock depletion.

628. Government approved the implementation of Marine Fisheries Management Plan (2022–2026) which included an announcement of a 3-year moratorium on new marine artisanal canoe entrants, after extensive stakeholder engagements to secure buy-in to help reduce excessive pressure on the fish stocks. The moratorium will continue for 3 years with the possibility of annual review.

629. Mr. Speaker, Government successfully implemented the 2023 closed season for the artisanal, inshore, industrial trawlers and tuna fleets. During this period, relief items and fishing inputs support comprising 20,000 bags of rice, 8,333 cartons of cooking oil, 3,000 wire mesh, and 10,000 basins were distributed to the fisher folks in the four coastal regions. In 2024, the annual closed season will continue for all fishing fleets after stakeholder engagements on the outcome of the 2023 closed season. After the involvement of La Cote d'Ivoire, it is expected that, Togo, Benin, Liberia and Nigeria will join the programme through the Fisheries Committee for the West Central Gulf of Guinea framework.

630. Mr. Speaker, as part of efforts aimed at protecting and conserving the fisheries resources as well as improving voluntary compliance, a total of 223 quayside inspections were carried out and 286 observer missions were undertaken to ensure that each trawl vessel had an observer before it could sail. There was 24/7 electronic surveillance on 70 operational trawl vessels. In addition, 3 trawl vessels were piloted with the installation of a video Electronic Monitoring System (EMS), with the support of Ghana Fisheries Recovery Activity (GFRA). In 2024, Government will fully rollout the EMS on all trawl vessels in Ghanaian marine waters.

631. Mr. Speaker, seven Landing Beach Enforcement Committees (LaBECs) were established and operationalised to improve co-management and community policing for voluntary compliance. In 2024, the LaBECs and other traditional methods of fostering voluntary compliance will be enhanced.

632. Mr. Speaker, as part of measures to ensure hygienic and safe consumption of fish, the Ministry launched and trained 1,363 stakeholders on the Safe Fish Certification and Licensing Scheme (SFCLS). In addition, 134 fish processing facilities were audited and 51 certified in the Western and Volta Regions on the SFCLS.

633. Furthermore, 112 stakeholders were sensitised and trained on tilapia lake virus disease management, antimicrobial resistance, biosecurity and aquaculture principles and aquatic animal health management. To improve biosecurity, 64 farms were visited through a monitoring programme in the Ahafo, Ashanti, Bono, Bono East, Eastern, Oti, Savannah and Western North Regions. In 2024, the Ministry will improve routine diagnostics, early warning system and biosecurity in aquaculture establishments by increasing farm visits, surveillance and capacity building for aquaculture operators, to enhance disease management and quality assurance.

MINISTRY OF LANDS AND NATURAL RESOURCES

2023 Performance and Outlook for 2024

634. Mr. Speaker, the Office of the Administrator of Stool Lands (OASL) rolled out the ***OASLRevApp*** to 58 district offices within Ashanti, Bono, Bono East, Central, Eastern, Greater Accra, Northern, Savannah, Western and Western North Regions, generating a revenue of GH¢17.074 million. In 2024, the Office will roll out the OASLRevApp to 70 additional districts of operation for optimal revenue collection and data management.

635. The third edition of the Green Ghana Day Initiative was organised in June, under the theme: "**Our Forests, Our Health**" with 11,531,914 seedlings including forest, fruit, ornamental and multi-purpose trees distributed for planting. Out of the seedlings distributed, 7,125,955 were for planting in the forest reserves whereas 4,404,717 were for the off-reserve landscapes.

636. Mr. Speaker, under the National Afforestation Programme, a total area of 3,132ha of forest plantation was established, against an annual target of 10,000ha. In addition, 5.8 million seedlings, including ofram, emire, wawa, kokrodua, teak, cedrela, gmelina, cassia, eucalyptus and mahogany species were supplied and planted.

637. Other achievements include the maintenance of 14,314ha of existing forest plantations and enrichment planting of 608ha within partially degraded forest reserves. In 2024, a variety of cultural treatments such as weeding, thinning and

watering will be employed to protect the plantations against weather, fire, insects, fungi and animals.

638. Mr. Speaker, to enhance timber trade and industry development, the Forestry Commission facilitated the export of a total wood volume of about 227,318m^3 that yielded a value of €99.97 million. A wood Identification Laboratory is now opened at Takoradi to allow scientific identification of wood species and speed up business processes.

639. Mr. Speaker, Ghana prioritises ecotourism development based on its potential economic values. In this regard, the Accra Zoo was rehabilitated and now has constant electricity supply, and a 100-seater summer hut to serve as the reception area.

640. In 2024, the Commission intends to augment the implementation of a Robust Afforestation/Reforestation Programme (RAP) to achieve national landscape restoration targets under the Ghana Forest Plantation Strategy (GFPS) through the establishment of 25,000ha of forest plantations.

641. Mr. Speaker, 69 tracking devices have been installed to track the movement of earth moving machines and mining equipment nationwide, in compliance with the Minerals and Mining Regulations 2020 (L.I. 2404). In 2024, the Commission will procure and install more tracking devices to track more earth moving and mining equipment.

642. Mr. Speaker, the Commission launched and operationalised Community Mining Schemes in 6 areas with 31 community-mining concessions. The Commission supported the continuous use of mercury-free gold processing plant for small scale mining to reduce and eliminate the usage of mercury. In 2024, the Commission will continue to launch and operationalise more community mining schemes in the mining communities and procure additional mercury-free gold processing plant for small scale mining. The plant can recover 90 percent of gold compared with the other methods that recover 30 percent to 35 percent of gold.

643. Mr. Speaker, as part of the Alternative Livelihood Project, the Minerals Commission procured and distributed 5,087,706 hybrid oil-palm seedlings and 1,750,000 coconut seedlings to beneficiary farmers in the Ashanti, Central and Eastern Regions. In 2024, the Commission will continue to expand the programme by distributing 8,500,000 hybrid oil-palm seedlings to farmers in the mining communities to create more jobs and minimize illegal mining.

644. The Commission reclaimed a total of 462.01ha of degraded mined-out areas in the Ashanti, Central and Western North Regions. In 2024, the Commission will continue to reclaim more degraded mined-out areas.

645. Mr. Speaker, the GIISDEC Master Plan to guide growth, promotion and development of the integrated iron and steel industry is completed. The master plan details the industry's demand and supply analysis, essential infrastructure requirements such as power, transportation, water use, investment analysis, recommendations, proposals for community facilities, and land use.

646. Mr. Speaker, the Ghana Integrated Aluminium Development Corporation (GIADEC), through their strategic partner, completed the Mineral Resource Estimate Report.

The report indicates significant bauxite quantities within the block of the strategic partner, making the project a commercially viable one.

647. The Ghana Boundary Commission and its neighbouring boundary Commissions undertook several joint activities including the reaffirmation of international boundaries of 150 kilometers of boundary line between Ghana and Togo, and land boundary of 100km between Ghana and Cote d'Ivoire. In addition, 50 international new boundary pillars are under construction. In 2024, construction of the boundary pillars of the newly reaffirmed boundary with Côte d'Ivoire will commence.

648. The Commission, in collaboration with the Ghana Navy, conducted a maiden maritime boundary inspection along the maritime boundary line between Ghana and Cote d'Ivoire to verify the International maritime boundary decided by the International Tribunal for the Law of the Sea (ITLOS).

649. Mr. Speaker, a new and exciting opportunity is Ghana's newfound wealth in lithium and graphite, which will be extracted in line with the Green Minerals Policy, to support our energy transition.

650. On 19th October 2023, Government granted its first concession for the mining of lithium, which is guaranteed to be a major contributor to Ghana's GDP from 2025. On the Atlantic Lithium mining project, which is projected to produce some 360,000 tonnes of lithium a year, Government has negotiated a 10 percent royalty and a record-high 13 percent free carried interest for the State. The company will also pay 1 percent of its revenue and another 1 percent for the Growth and Stabilisation Levy.

651. Mr. Speaker, in addition, the Minerals Income Investment Fund (MIIF) has acquired a 6% contributing interest in Atlantic Lithium's Ghana Portfolio. At full production capacity, this should translate into approximately US$500 million a year of new revenues to the state from that single mine alone.

MINISTRY OF TRADE AND INDUSTRY

2023 Performance and Outlook for 2024

652. Mr. Speaker, to date, 169 One District One Factory (1D1F) projects are operational, an increase from 126 as at the end of 2022. An additional 152 factories are currently under construction and expected to be fully operational in 2024 and 2025. In terms of employment creation, a total of 169,870 have been engaged.

653. Mr. Speaker, a number of significant developments marked Ghana's position as a growing automotive hub in the sub-region. In May 2023, Rana Motors commissioned a state-of-the-art assembly plant to produce KIA brand of vehicles. Currently, six major global vehicle manufacturers have assembly plants in Ghana producing 11 brands of vehicles. In 2024, it is projected that four additional vehicle assembling plants will commence operations, while two manufactures of automotive components, parts and accessories are expected to commence operations.

654. Toyota Ghana partnered the School of Engineering Sciences of the University of Ghana to establish a modern auto engineering training centre for students and the industry to acquire applied auto engineering training. Similarly, KIA Motor Company of Korea has also donated state-of-the-art equipment to Rana Motors' West African

Vehicle Academy which trains students and practitioners from across the Auto Industry.

655. Mr. Speaker, Government is implementing an AfCFTA Market Expansion Programme to assist manufacturers and exporters make inroads into the African duty-free and quota-free market. Fifty-one Ghanaian companies received AfCFTA Rules of Origin Certification for 300 products in 2023. In addition, 63 companies were assisted to successfully undertake market exploration missions to Kenya to engage with prospective buyers. A similar exploratory mission is planned for Tanzania before the close of the year. Products initially identified for the East African market include cosmetics, processed foods, alcoholic and non-alcoholic beverages, coconut oil, shea butter and garments.

656. Mr. Speaker, under the Ghana Export Promotion Authority's (GEPA) programmes, 10 million pineapple suckers and 500,000 coconut seedlings were distributed to farmers and out-growers, while 5,000 cassava farmers were supported, which created a total of 15,700 jobs. In 2024, the Youth in Export Programme will train and assist 100 graduates, potentially creating 600 job opportunities.

657. The Ghana Free Zones Authority successfully licensed 29 Free Zones companies, with capital investment of $180 million and created 2,500 jobs. In 2024, it is projected that Free Zones companies will generate an estimated $192m in capital investments.

658. Mr. Speaker, pursuant to Section 60 of the Ghana Standards Authority Act, 2022 (Act 1072), 300 Trading Inspectors were trained and are being deployed by GSA to monitor adherence to standards by industries and the trading community, as well as to protect consumers. This will greatly enhance the standards enforcement regime in 2024.

659. In line with Government's commitment to support Micro, Small and Medium Enterprises (MSMEs), 140,562 enterprises, including 100,211 women-owned enterprises, were provided with training and business development services and about GHS47.65 million were disbursed to 731 enterprises. An additional 4,857 MSMEs were trained on efficiency and productivity in their operations. Further, 2,055 informal sector operators were also assisted to formalise their operations by registering with the Office of the Registrar of Companies.

MINISTRY OF TOURISM, ARTS AND CULTURE

2023 Performance and Outlook for 2024

660. Mr. Speaker, the Ministry organised the 18th edition of the National Chocolate Week in February 2023. Chocolates were distributed and shared among citizens to encourage the consumption of chocolate and cocoa products in the country. The Ministry will continue to pursue programmes in 2024 that promote the consumption of chocolate and cocoa products.

661. The Ghana Tourism Authority (GTA) participated in "Meetings Africa" held in South Africa from 27th February to 1st March 2023. "Meetings Africa" provides a perfect business platform to showcase Ghana's Meetings Incentives Conferences and Exhibitions (MICE) offerings to buyers and decision-makers within the global MICE space.

662. GTA organised the Kwahu Easter Paragliding Festival in April, at the "Odweanoma Paragliding Field" in Kwahu. Most of the tourism establishments like hotels, guest houses and motels recorded over 95 percent occupancy rate, translating into increased revenue over the previous year. In September, another paragliding event branded "Corporate Paragliding" to expand access beyond the Easter celebrations was organised. In 2024, the GTA will continue to organise the Kwahu Paragliding programme to create business opportunities for the private sector.

663. Mr. Speaker, the Ministry constructed and upgraded several tourist sites to improve Ghana's position in the global tourism space as a preferred destination. The sites include Tano-Boase Grove and Heritage Site, Salaga Slave Market, Salaga Well and Bath Site, Pikworo Slave Camp, Yaa Asantewa Museum, Bonwire Kente Museum and the Denkyira-Kyekyewere Eco-tourism Park and Tourist Information Centre. In 2024, the Ministry will continue works on projects that improve Ghana's global position in the tourism space.

664. The Ministry observed the "Ghana-Month" in March to promote Ghanaian culture and heritage products through the "See Ghana, Eat Ghana, Wear Ghana and Feel Ghana" Campaign. The GTA collaborated with some of the media houses to sensitise the public on the need to patronise our Made-in-Ghana products and services. Among the many events organised to commemorate the month was the "Rep your Region" which compelled hosts and lead actors in the media houses to wear a Ghanaian apparel from any of the regions.

665. Mr. Speaker, in 2024, GTA will continue with the tourism enterprises inspections and certifications to improve service delivery, develop standards, and facilitate the drafting of legislative instruments for new tourism enterprises. GTA will also conduct capacity training for inspectors in global best practices and trends in the hospitality industry.

666. Mr. Speaker, the Kwame Nkrumah Memorial Park was redeveloped, modernised and commissioned by H.E the President, Nana Addo Dankwa Akufo-Addo on 4th July 2023. Since opening in 1993, the Park had the highest number of 98,000 visitors in 2019, during the Year of Return. However, four months after the recent face-lift in July, this number has increased to about 150,000 visitors. Revenues subsequently increased from a paltry GH¢3,000 per month to an average of GH¢ 1 million per month.

667. Mr. Speaker, for the first time in the history of the Bureau of Ghana Languages (BGL), 17 titles were selected for external examination and certification at the SHS Level. BGL also observed the International Mother Language Day (IMLD) in February. In 2024, the Bureau will organise the International Mother Language Day Celebration and Ghana Reading Festival.

668. The National Commission on Culture (NCC) organised skills training programme in August to sharpen the skills of 841 youth in seven regions in income-generating ventures such as beads making, cosmetic makeup, dress making, picture painting.

669. The NCC organised the Wear Ghana festival in all the 16 regions to advocate for the patronage of made in Ghana products in March. In 2024, the NCC will organise the Wear Ghana Festival to intensify sensitisation on the patronage of made in Ghana products.

670. The W.E.B. Du Bois Memorial Centre, collaborated with the W.E.B. Du Bois Museum Foundation to successfully celebrate the 154th birthdate anniversary of Dr. Du Bois with a wreath-laying ceremony in February at the Memorial Centre. The month of February is commemorated internationally as the "Black History Month".

671. The National Theatre recorded 26 performances in monthly production and five quarterly performances including Concert Party, Movie Thursday, Wednesday Theatre, Poetry Wednesday, Sound and Movement and Cultural Chat. In 2024, the National Theatre of Ghana will continue to organise annual programmes such as Kiddafest, the theatre festival, International Day celebrations (world theatre, music, dance, poetry) and monthly programmes such as Concert Party, Movie Thursday, Wednesday Theatre, Poetry Wednesday, Sound and Movement and Cultural Chat.

MINISTRY OF ENVIRONMENT, SCIENCE, TECHNOLOGY AND INNOVATION

2023 Performance and Outlook for 2024

672. Mr. Speaker, the Ministry, as part of promoting sound recycling and disposal of waste of electrical and electronic equipment, continued the pilot incentive payment system for e-waste collection at Old Fadama (Agbogbloshie). Over 437.88 tons of e-waste consisting of 378.73 tons of cables, 36.23 tons of mixed batteries, 22.86 tons of thermoplastics and 120 sets of Cathode Ray Tubes (CRTs) were retrieved for the period 2020-2023. A total of 60 tons of the collected e-waste cables were tendered for formal recycling in an environmentally sustainable manner to avoid soil, air pollution and safeguard public health. The remaining 318.73 tons of e-waste cables will also be tendered for recycling. The Ministry will continue with the incentive payment system and collect more e-waste in 2024.

673. Mr. Speaker, as part of implementation of Establishing a Circular Economy Framework (CEF-PS) for the Plastics Sector in Ghana Project, 12 SMEs in the plastics value chain have been selected to receive financial and technical support to produce biodegradable plastics from alternative feedstock, design packaging materials from non-fossil sources such as cassava-based biodegradable and other water-soluble fiber.

674. The Ministry, as part of the environmentally sound management of plastics, implemented plastic segregation in St. John Bosco Basic School and Accra Technical Training Centre between March and June. This is a strategic initiative to foster behavioral change and create awareness within the framework of the Plastic-Free Schools Project.

675. Furthermore, the construction of the Handover Centre (HoC) for electrical and electronic waste at the Ghana Atomic Energy Commission (GAEC) premises was completed, and will be operationalised in 2024.

676. Mr. Speaker, the Environmental Protection Agency developed a Carbon Market Framework document to guide engagements in the carbon market. A total of 24 million tons of carbon dioxide equivalent in Ghana's Nationally Determined Contributions (NDCs), will be used in carbon trading and is expected to generate an estimated US$800 million (Direct Investment, Fees and Charges) by 2030. This initiative aligns with Article 6.2 of the Paris Agreement. In 2024, the Ministry will continue to engage with other development partners interested in carbon trading.

677. Mr. Speaker, the Council for Scientific and Industrial Research (CSIR), developed and released two improved varieties of cowpea namely; SARI-Tuya, SARI-Tuzievallenga and maize namely: SARI-Alaafee-Kawana with a potential yield of 3.78 tons/ha and SARI-Yezura-Kamana also with a potential yield of 4.21 tons/ha. These varieties were released to support food security and reduce poverty.

678. In addition, an electronic learning platform providing free short courses in key areas of agriculture with demonstration videos on areas such as Climate Smart Agriculture, Mulching and Fall Army Worm management for farmers, extension agents, prospective youth in Agriculture and other interested persons was developed. In 2024, CSIR will continue to support the Planting for Food and Jobs (PFJ) Initiative by providing enhanced crop varieties for farmers.

679. Mr. Speaker, the Ghana Atomic Energy Commission, using the latest innovations and advancements in cassava production, processing and utilisation, distributed 10,000 sticks of improved cassava varieties to farmers and farmer associations to improve livelihood and ensure food security. In 2024, GAEC will continue with the processes towards the inclusion of nuclear energy into the energy mix and enhance the latest innovations and advancements in cassava production, processing and utilisation.

680. Mr. Speaker, the Draft Environmental Protection Authority Bill was approved by Cabinet for submission to Parliament. The new Bill seeks to: amend and consolidate the laws relating to environmental protection; establish the Environmental Protection Authority; to regulate, protect and manage the environment; to provide for pesticide control and regulation; and provide for the control, management, and disposal of electrical, electronic and hazardous wastes.

681. The EPA issued 8,970 environmental assessment permits and 38,151 chemical licenses to ensure compliance with L.I 1652. Additionally, EPA monitored 131 industries to analyse the level of pollution for effluent quality. EPA will continue the enforcement of environmental laws in 2024.

682. Mr. Speaker, to ensure the protection of humans and the environment from the harmful effects of radiation, Nuclear Regulatory Authority (NRA) issued 273 permits, covering aspects such as import, export, design approval & transport and storage of radioactive sources and devices. Additionally, the NRA conducted inspections on 331 facilities, authorised the use of radiation-emitting equipment and granted approvals for the use of 379 radioactive sources and devices. In enforcing compliance, the NRA issued enforcement notices to nine non-complying facilities, mandating corrective actions to ensure the safety of radiation workers and patients. In 2024, the NRA will continue to conduct regulatory inspections and enforce regulations for facilities emitting radiation.

683. Mr. Speaker, the National Biosafety Authority (NBA), received a total of 16 Genetically Modified Organism (GMO) and Non-GMO applications pertaining to environmental release, event registration, confined field trial and non-GMO status. Three permits were issued out of the 16 applications, with the remaining 13 undergoing a risk assessment review. The Authority will continue to actively engage in promoting public education, sensitisation and participation in biosafety events in 2024.

MINISTRY OF ENERGY

2023 Performance and Outlook for 2024

684. Mr. Speaker, the Ministry of Energy is committed to achieving commercial operation of the Ameri Power Plant in Kumasi to improve the power system stability within the middle and northern parts of Ghana. Six units of the Ameri Plant have been successfully transported to Anwomaso in Kumasi. Installation works of the units commenced under the supervision of VRA and are expected to be commissioned before the end of 2023.

685. In addition, four units of the Ameri Plant were reserved to repower the T3 plant. VRA has requested for proposals from selected contractors for the T3 repowering works using the four engines from the Ameri Plant. In 2024, an Engineering, Procurement and Construction (EPC) contractor will be procured to repower the 132 MW Takoradi (T3) Thermal Power Plant.

686. Mr. Speaker, it is worth noting that under the 400MW Early Power Project, construction activities of the Phase 1, which is a combined cycle plant with a net output of 200MW, is completed, and commissioning is ongoing. It is targeted that Commercial Operation Date (COD) of Phase 1 (200MW) of the 400MW Early Power Project will be achieved by the end of the first quarter of 2024.

687. Mr. Speaker, in line with the goal to achieve universal access to electricity by 2024, a total of 189 communities were connected to the national grid, with 211 communities at various stages of completion. The national electricity access rate increased from 88.75 percent in 2022 to 88.85 percent as at third quarter, 2023.

688. Mr. Speaker, work on the Emergency Outage Reduction Project for the ECG operational area continued and is expected to address power outages and consequential national security threats. The project has three key sub-components, namely: Voltage Current and Time (VIT) Feeder Automation; Supervisory Control and Data Acquisition (SCADA) system for primary substations; and Express 33kV feeders between Kpando and Hohoe as well as Kadjebi and Hohoe. The VIT feeder automation is at 80 percent completion, while works done on the other two components are at 35 percent completion.

689. The Ministry provided support in the form of engineering and consultancy services on electricity extension to 41no. One District One Factory (1D1F) facilities across the country. The Ministry also provided electricity supply to some health facilities including Sunyani West Municipal Hospital and Serwuah Ashanti Regional Hospital under the Agenda 111 hospital project. In 2024, the Ministry will continue to provide support to the 1D1F programme as well as the Agenda 111 project.

690. Preparatory works on the Scaling-up Renewable Energy Project (SREP), which aims to increase the contribution of renewable energy in the national generation mix, continued. Validation of Solar Home Systems (SHS) in Bono East, Northern and Oti Regions was completed. In 2024, the implementation of the SREP will continue by providing mini grids in 35 communities and net metering with solar PV.

691. Under the Solar Lantern Distribution Programme, a total of 11,692 units of solar lanterns were distributed to rural and peri-urban areas at subsidised prices as part of efforts to promote clean lighting sources. The Ministry also provided 5,000 lanterns

as part of relief items to the flood affected households along the Volta River. In 2024, additional units of solar lanterns will be distributed at subsidized prices.

692. Mr. Speaker, to increase access to clean cooking solutions, a total of 97,253 improved charcoal cookstoves were locally manufactured and distributed, bringing the total number of cookstoves distributed since the inception of the project in 2018 to 432,167.

693. The implementation of the Ghana Nuclear Power Programme has reached Phase 2 of 3 in accordance with the International Atomic Energy Agency (IAEA) guidelines. As part of the site acquisition process, aerial survey and mapping to confirm the geology, topography and elevation of the preferred and backup sites were completed. Preparation of necessary documentation for the establishment of Nuclear Power Ghana by an Act of Parliament has commenced. A total of 16 communities were engaged at the preferred and backup sites. The site acquisition process will continue in 2024.

694. As part of efforts to transition from fossil fuel-based energy to clean energy, the National Energy Transition (NET) Investment Plan for achieving net zero was prepared and launched at the 78th UN General Assembly by His Excellency, the President of the Republic of Ghana. All measures suggested in the Transition Plan represent a US$550billion opportunity for the international community to invest in sustainable development in Ghana by 2060 and will generate approximately 400,000 jobs within Ghana's economy.

695. Mr. Speaker, to facilitate the adoption of Electric Vehicles (EVs) in the country, the Drive Electric Initiative which aims to establish standards and regulations has commenced. A baseline report was finalised and is currently on the Energy Commission's website.

696. The certification of electrical wiring practitioners aims to certify persons to be engaged in the business of electrical wiring under L.I. 2008. A total of 14,920 persons have been certified by Energy Commission, with 1,526 certified in 2023.

697. Mr. Speaker, total crude oil production from the three producing fields from January to September 2023 was 35.42 million barrels, translating to an average daily oil production of 129,741.15 barrels (bbl). A total of 77.88 billion standard cubic feet (Bcf) of gas translating to an average daily rate of 285.26 million standard cubic feet (MMScf) was delivered for power generation and non-power gas users.

698. Oil production from the Jubilee Field from January to September 2023 was 21.94 million bbl, averaging 80,363.42 bbl per day. A total of 26.44 Bcf (96.86 MMScf per day) of gas was exported to the Gas Processing Plant at Atuabo.

699. Oil production from the TEN Field from January to September 2023 was 5.02 million bbl, averaging 18,380.68 bbl per day. An amount of 0.69 Bcf (2.53 MMScf per day) of gas was exported to the Gas Processing Plant at Atuabo.

700. Oil production from the Sankofa Gye Nyame Field from January to September 2023 was 8.46 million bbl at an average rate of 30,997.05 bbl per day. A total of 50.74Bcf (185.87 MMSCF per day) of the non-associated gas was exported to the Onshore Receiving Facility (ORF) at Sanzule.

701. Mr. Speaker, a committee was constituted to expedite the approval of the proposed amendments to the Plan of Development (PoD) covering the TEN Field and also negotiate a Jubilee Post Foundation Gas Sales Agreement to ensure the continuous flow of natural gas from the Jubilee and TEN fields to meet our power generation and other industrial needs. In 2024, the gas agreement of the Jubilee Post Foundation is expected to be concluded to ensure continuous delivery of natural gas from the Jubilee and TEN fields.

702. The Jubilee South-East Project was completed following the successful drilling of wells and installation of subsea infrastructure in the Mahogany area within the Greater Jubilee Field. About 30,000 barrels of oil was added to the existing daily Jubilee production to ensure a sustained target production above 100,000 barrels per day.

703. Mr. Speaker, in line with the Saltpond Field decommissioning, all six wells earmarked for decommissioning were plugged and abandoned. In addition, the Mr. Louie Platform is about 70 percent dismantled.

704. The Plan of Development (PoD) in respect of the Pecan Discovery in the Deep Water Tano/Cape Three Points contract area was approved. Development work will commence by end of year with first oil expected in September 2026 at a projected rate of 80,000 barrels of oil per day.

705. Mr. Speaker, 4,000 households benefitted from the distribution of LPG cookstoves and related accessories under the National LPG Promotion Programme (NLPGPP), which is aimed at ensuring that at least 50 percent of Ghanaians have access to safe, clean, and environmentally friendly LPG for increased domestic, commercial, and industrial usage by 2030. Under the PforR module, the Ministry will scale up the distribution to benefit 150,000 additional households. Under the commercial module of the NLPGPP, it is anticipated that about 2,500 commercial caterers will benefit from the programme in 2024.

Infrastructure Sector

706. The main focus of the Infrastructure Sector is: water resource management; management of protected areas, coastal and marine erosion; provision of transport infrastructure; information and communication; construction industry development; drainage and flood control; infrastructure maintenance; rural and urban development management; and disaster management.

707. These interventions in the Infrastructure Sector will contribute to the achievement of the Sustainable Development Goals (SDGs) 1, 2, 3, 4, 5, 6, 7, 8, 9, 11, 12, 13 14, 15, 16, and 17; and the AU Agenda 1, 3, 4, 5, 7, 10, 11, 12, 17 and 20. These are to promote the development of quality, reliable, sustainable and resilient infrastructure for broad-based economic development and improvement in livelihoods and wellbeing of citizens.

MINISTRY OF SANITATION AND WATER RESOURCES

2023 Performance and Outlook for 2024

708. Mr. Speaker, the Ministry of Sanitation and Water Resources, carried out several interventions to safeguard and ensure effective utilisation of water resources. Water quality monitoring assessment programmes to ascertain the turbidity levels of major water bodies were undertaken to determine improvement in Water Quality Ambient. In 2024, the Ministry will continue with the fortnightly water quality monitoring assessment programme and seek to employ water guards to police the river bodies to improve the regulation, management and governance of the river bodies.

709. Mr. Speaker, the Ministry developed a Water Safety Plan that has been mainstreamed into the training manual for School Health Education Project (SHEP) Coordinators to enhance water safety education within basic schools. A Guidance document was developed to enhance the implementation of water safety plans for the various water systems.

710. Mr. Speaker, Government is making efforts to achieve the "Water for All" agenda. Under urban water supply, works are at various stages of completion for the following projects; Keta Water Supply Project – 60 percent, Yendi Water Supply Project – 10 percent, Wenchi Water Supply Project – 36 percent, Sekondi-Takoradi Water Supply Project – 25 percent, Tamale and Damongo Water Supply Projects – 10 percent, Sunyani Water Supply Project – 10 percent, and Techiman Water Supply Project – 5 percent.

711. Mr. Speaker, the Ejura Water System which involves the reconstruction of the broken-down water system is about 85 percent complete whiles works on the Wulensi water supply system is complete. In addition, works and rehabilitation of these water systems are at various stages of completion; Bole – 95 percent, Tumu – 70 percent, Sefwi Wiaso – 65 percent, Asankragwa – 60 percent and Goaso – 15 percent. In 2024, the Ministry will continue the rehabilitation and expansion of ongoing water supply systems.

712. Mr. Speaker, the Ministry together with the private sector commissioned five Integrated Recycling Compost Plants (IRECOPs) and one Wastewater Treatment Plant in; Dambai, Goaso, Sefwi Wiawso, Damongo, James Town and Kumasi, as part of Government's efforts to ensure efficiency in the collection, transportation and

processing of solid waste into useful raw materials. The plants will process plastics, metals, paper and organic compost among others. In 2024, the Ministry will continue the monitoring of the IRECOPs to ensure efficiency and value for money.

713. Mr. Speaker, under the Greater Accra Resilient and Integrated Development (GARID) Project, an Engineered Sanitary Landfill and a Materials Recovery Facility is being constructed in the Ga West Municipality. The detailed engineering design and Environmental and Social Impact Assessment (ESIA) reports of the proposed landfill at Ayidan is at the final review stage. In 2024, the project will commence with the construction of the Engineered Sanitary Landfill.

714. Mr. Speaker, an Engineered Sanitary Landfill and Materials Recovery Facility is being constructed in the Ga East Municipality under the GARID Project. The first phase of construction of the fence wall around the proposed Transfer Station at GAEC is completed. In 2024 an Engineered Landfill and a Materials Recovery Facility will be constructed in the Ga West Municipality. In addition, the project will undertake evacuation of illegal, unauthorised and age-old refuse dumps within the Odaw basin.

715. Mr. Speaker, Government is implementing the Greater Accra Metropolitan Area (GAMA) and Greater Kumasi Metropolitan Area (GKMA) Water and Sanitation Project to increase access to improved sanitation and water supply in Greater Accra and Ashanti Regions. A total of 42,000 onsite household toilets, 12,000 in GAMA and 30,000 in GKMA will be provided in low-income communities for a total estimated 252,000 beneficiaries in 24 Metropolitan and Municipal Assemblies in the Greater Accra Region and 16 Metropolitan and District Assemblies in Ashanti Region.

MINISTRY OF WORKS AND HOUSING

2023 Performance and Outlook for 2024

716. Mr. Speaker, the Ministry of Works and Housing continued with the coastal protection works to protect coastal settlements against beach erosion and flooding, while protecting lives, livelihoods and properties from tidal wave erosion. Accordingly, the Dansoman, Anomabu and Elmina (Phase III) coastal protection projects are currently at 97 percent, 75 percent and 96 percent respectively. Other projects include Cape Coast (80 percent), Dixcove (40 percent), Komenda (98 percent), Aboadze Phase II (61 percent) and Ningo-Prampram (50 percent).

717. The Ministry continued drainage improvement works to mitigate the disaster risks associated with flooding in various parts of the country, while minimising the economic losses that are associated with the floods. Accordingly, the Ministry continued with the implementation of the National Flood Control Programme across the country. Under the Programme, a total of 301 out of 312 desilting contracts, representing 96 percent, were completed while 42, out of 114 construction works, representing 37 percent, were completed. In 2024, work will continue on uncompleted projects under the National Flood Control Programme.

718. Mr. Speaker, pursuant to Government's commitment to enhance availability to safe, affordable rental housing for low to middle income earners, the Ministry commenced the implementation of the National Rental Assistance Scheme in February 2023. The Scheme removes the burden of huge rent advance payments by prospective tenants and pays the rent advance to homeowners, whereas beneficiaries pay monthly rent to the scheme. From February to October 2023, the Scheme disbursed

GH¢13,785,597.00 to cover the payment of rent advance for 1,105 individuals in the Greater Accra, Ashanti, Northern, Eastern, Bono East and Western Regions. Significantly, recovery rate has been 100 percent with beneficiaries keeping to the agreed monthly repayment schedule. In 2024, the coverage of the National Rental Assistance Scheme will be expanded from the current 6 to 10 Regions.

719. Mr. Speaker, promoting the utilisation of sustainable local building materials for the housing and the construction industries has the potential of creating jobs, developing the local building materials industry, and reducing greenhouse gas emissions. The Ministry has set the pace by including local materials as part of the National Affordable Housing Programme through the utilisation of sustainable local materials in buildings and construction.

720. Mr. Speaker, the provision of accommodation for the security services still remains high on Government's priorities. In line with this, the Ministry continued works on the Phase III of the Security Services Housing Programme. The project comprises the construction of 320 units for the Ghana Police Service, located at the Ghana National Police Training School, Tesano. The overall progress of work stands at 95 percent and will be continued in 2024.

721. Mr. Speaker, under the Kpone Affordable Housing Programme (Phase I-III), TDC Development Company Limited (TDCL) continued works on the construction of an additional 139 blocks made up of 3,016 housing units. A total of 1,072 units are completed and the project is currently 85 percent complete.

722. In keeping with Government commitment to provide affordable housing to the populace, work commenced on the first phase of the Revised National Affordable Housing Proramme at Pokuase, to construct 8,000 housing units. Contract was awarded for site infrastructure and the contractor is currently working at site. Similarly, contracts were signed with five developers procured to build the housing.

723. In 2024, the Ministry will complete administrative processes and commence work on the National Affordable Housing Project at Dedesua in the Ashanti Region. Within the framework of the Revised Affordable Housing Programme, Government will provide free encumbered land and infrastructure at site and the private companies will be procured to build the housing units and sell to members of the public.

MINISTRY OF ROADS AND HIGHWAYS

2023 Performance and Outlook for 2024

724. Mr. Speaker, the routine maintenance activities of the Ministry of Roads and Highways, comprising grading, pothole patching, shoulder maintenance, and vegetation control had been carried out on 4,809km of the trunk road network; 8,984km of the feeder road network; and 2,318km of the urban road network. In addition, periodic maintenance activities comprising; asphalt overlay, re-gravelling/spot improvement and resealing works were carried out on 49km, 327km and 148km of trunk, feeder and urban road networks respectively.

725. Under the Department of Urban Roads' (DUR) asphaltic overlay programme, a total of 1,814km of asphalt overlay works were completed from 2017 to date, of which 37km was done in 2023. Further, minor rehabilitation works covering upgrading and

the construction of culverts and drainage structures were carried out on 268km of trunk roads, 415km of the feeder and 40km of the urban road networks respectively.

726. Government is piloting the implementation of performance-based road contracting through the rehabilitation and maintenance of about 1,052km of trunk and feeder roads. These roads are located in the Bono East, Northern and Upper West Regions. Physical works in the Bono East and Upper West Regions involving 214km and 670km of feeder roads are at 67 percent and 64 percent complete respectively. The rehabilitation of the Yendi – Zabzugu – Tatale road is 41 percent complete, while Tamale – Yendi road is 44 percent complete.

727. Mr. Speaker as part of measures to improve mobility and accessibility in urban areas, the Kumasi Lake Road and Drainage Extension project was completed. Works on selected roads in Sekondi and Takoradi Phase 1 is 28 percent complete.

728. Works on Phase 2 of the Tema Motorway Roundabout, which involves the construction of the 3rd tier of the interchange is 56 percent complete while construction of the Flyover over the Accra Tema Motorway from the Flowerpot roundabout is 60 percent complete. Construction of a 4-tier interchange at Suame in the Ashanti Region has also commenced.

729. Mr. Speaker, as part of efforts to improve safety and capacity along major trunk roads, works are ongoing on the dualisation of Nsawam - Ofankor road. It involves the widening of the road to 10–lanes with a 6–lane expressway and 4 – lane service road with interchanges at Amasaman, Pobiman, Medie and Nsawam Junction. The physical progress is at 30 percent.

730. Works on the construction of 4 major by-passes at Osino, Anyinam, Enyiresi and Konongo along the Accra-Kumasi Highway started in 2023. The works have been divided into 8 lots. The progress achieved is provided below.

Table 30: Four Major By-Passes

LOT	ROAD NAME	LENGTH (KM)	Status (Sept, 2023)
1	Osino South Bound Carriageway	11.55	8%
2	Osino North Bound Carriageway	11.55	7.5%
3	Anyinam South Bound Carriageway	6.10	7%
4	Anyinam North Bound Carriageway	6.10	7%
5	Enyeresi South Bound Carriageway	9.10	8%
6	Enyeresi North Bound Carriageway	9.10	10%
7	Konongo South Bound Carriageway	13.60	5%
8	Konongo North Bound Carriageway	13.60	12%
	TOTAL	**80.70**	

731. Mr. Speaker, works on the 31.2km Assin Fosu - Assin Praso portion of the National Trunk Road N8 (Phase 2) is complete. The reconstruction of Bechem – Techimantia – Akomadan road and Agona Nkwanta – Tarkwa road is at 71 percent and 44 percent complete respectively, while Dome-Kitase which begun in 2022 is 18 percent complete.

732. Mr. Speaker, Government signed a Master Project Support Agreement (MPSA) with Sinohydro Corporation Limited to support priority infrastructure projects in Ghana. The lots which were completed and others which have gained significant progress include the following:

Table 31: Some Priority Road Infrastructure

LOT NO.	DESCRIPTION	UNIT	SCOPE	SEPTEMBER 2023 PROGRESS (%)
1	Tamale Interchange Project	No.	1	100%
2	Western Region and Cape Coast Inner City Roads	km	32.19	100%
3	Upgrading of Selected Feeder Roads in Ashanti and Western Regions	km	68	100%
4	Construction of Hohoe-Jasikan–Dodi-Pepesu	km	66.4	100%
5	Sunyani Inner City Roads	km	39	81%
6	PTC Roundabout Interchange Project, Takoradi	No.	1	80%
7	Kumasi Inner City Roads	km	100	20%

733. Mr. Speaker, the Ministry's Public Private Partnerships (PPP) programme for the financing, construction and management of road infrastructure has two projects at different stages of preparation:

- **Accra Tema Motorway** – preparations for the construction of the Accra Tema Motorway and Extensions Project under a PPP arrangement with the Ghana Infrastructure and Investment Fund (GIIF) is on course. The Concession Agreement will be submitted to Parliament for approval.
- **Development of Tema Arterial Roads** – MRH and Ministry of Transport (MoT) developed a deed of transfer to be executed for implementation to improve the capacity of the Hospital Road, to serve the expanded Tema Port to promote trade and transit.

734. Mr. Speaker, Government infrastructure programme will also be anchored on a strong private sector collaboration. To this end, Government will continue to pursue the Mining Sector Roads rehabilitation projects to improve the road network in mining communities. In 2024, Government will begin the formalisation of the agreements with the Mining companies and mining related industries to fund and commence the rehabilitation of Roads in the Mining Enclaves. Selected communities include Takoradi Agona Nkwanta, Tarkwa dualisation and Tarkwa township, Prestea Bogoso and Bogoso township, Dunkwa Obuasi , Obuasi township, Ahwia Nkwanta, Manso, and Nkran Kononga.

735. Mr. Speaker, Government is not oblivious to the challenges relating to the following stalled projects, which are at various stages of completion, resulting from the ongoing external debt restructuring under the IMF Programme. Government is working assiduously to resolve the challenges to ensure that contractors return to site as soon as possible:

Table 32: Some Road Projects at Various stages of completion

No.	Project Name	Status at Sept., 2023
1	La Beach Road Completion Project, Phase 2 (Coastal & Meridian Roads-Nungua Barrier to Tema- 10.60km)	89%
2	Design and Construction of Obetsebi Lamptey Interchange and Ancillary Works Phase 2	86%
3	Design, Supply and Installation of 50No. Steel Composite Czech Bridges	86%
4	Construction of Sunyani and Berekum Inner City Roads (39km)	81%
5	Construction of Kwame Nkrumah Interchange PTC,Takoradi, Lot 4 – Sinohydro	80%
6	La Beach Road Completion Project, Lot 1 (16.00km) Tema Road: Independence Arch to Nungua Barrier - 16.00km	79%
7	Construction of Bolgatanga - Bawku – Polimakom (116.1km)	72%
8	Design and Construction of Tema - Aflao Phase 1 (17km) (Interchange & Service Roads)	30%
9	Construction of Kumasi Inner City Roads (100km)	20%
10	Upgrading of Eastern Corridor Road LOT1 - Construction of Ashiaman Roundabout – Akosombo (64km)	16%
11	Design And Construction of Tamale - Walewale Phase 1 Savelugu to Walewale (Km 30 - 113) (83km)	10%

MINISTRY OF COMMUNICATIONS AND DIGITALISATION

2023 Performance and Outlook for 2024

736. Mr. Speaker, in line with SDGs 4 and 5 and under the Girls in ICT initiative, 2,000 girls and 200 ICT teachers in the Savannah and Northern Regions were trained. Additionally, a total of 287 laptops were presented to the best performing students and teachers in both the Savannah and Northern Regions. In 2024, 3,000 girls and 300 ICT teachers will be trained in the Ashanti, Greater Accra, and Volta Regions.

737. Mr. Speaker, the SIM Card registration programme aimed at providing security, as well as ensuring the verification of SIM card owners to prevent SIM-boxing and mobile money fraud has so far registered 30,790,227 SIM Cards.

738. Mr. Speaker, in a bid to sanitize and promote e-commerce in the postal and courier services sector, the Postal and Courier Services Regulatory Commission (PCSRC), licensed 106 new operators, renewed 28 licenses of operators, conducted 39 monitoring activities on courier operators, and organised a workshop to train 129 operators in good standing on the use of digital technology to promote efficiency.

739. In 2024, the Commission will strengthen regulation of the postal and courier space by initiating the process to amend the Postal and Courier Services Regulatory Commission Act, (Act 649) 2003, to meet current world standards. Additionally, the Commission will engage strategic partners such as AfCFTA and Afro champions in

the digitisation/digitalisation of its operations. It will also extend operations to two regional capitals (Tamale and Sekondi-Takoradi), intensify public education on the need for licensing, registration, and renewal of courier services and carry out clampdown exercises on illegal operations.

740. Mr. Speaker, the Ghana Post Agency Banking portfolio, in 2023 increased from 74 to 155 locations in post offices across the country. In addition, Ghana Post negotiated a restoration of services with MoneyGram in all the 150 locations and this is expected to deepen financial inclusion and boost revenue generation for the company.

741. In 2024, the Ghana Post Company Limited will grow its revenue by 40 percent, through diversifying revenue streams and growing existing businesses, develop and grow e-services, widen postal services, integrate Sage 300 with EPS to ensure real time financial reporting, and rehabilitate and digitalise 200 post offices to provide e-services.

742. Mr. Speaker, the Ghana Meteorological Agency piloted the Nowcasting Flood Impacts of Convective storms in the Sahel (NFLICS) Early Warning System over the Gulf of Guinea, particularly in Ghana. Forecasters were trained in the use of NFLICS system to generate nowcast flood impacts over Ghana for timely flood warnings. Additionally, Ghana launched the National Meteorological Society to offer guidance and advice on matters related to climate change and weather. In 2024, under the Ghana Digital Acceleration Project (GDAP), the Agency will undertake a comprehensive refurbishment of its existing radar systems.

743. Mr. Speaker, the Agency deployed 39 automatic weather stations (AWS) across the nation. In 2024, the Agency will continue its drive towards a more modernized approach to weather data collection through the installation of 35 additional AWS units. This expansion is a pivotal step towards the gradual replacement of manual weather stations with digitized stations, reducing human errors in data collection.

744. Mr. Speaker, the Cybersecurity Authority (CSA) successfully implemented a comprehensive framework for the licensing of cybersecurity service providers, accreditation of cybersecurity establishments, and the certification of cybersecurity professionals. Furthermore, a framework for the Accreditation of Sectoral Computer Emergency Response Teams (CERTs) was developed to bolster sector-specific cybersecurity capabilities. A thorough review and testing of the National Response Assessment Model (NRAM) was also carried out to enhance incident response capabilities.

745. Mr. Speaker, the CSA actively commemorated Africa Safer Internet Day (ASID) to promote online safety and awareness and initiated a sensitisation and awareness campaign in selected senior high schools across Ashanti, Northern, and Eastern Regions, reaching 55,000 students in 13 schools, and involving 15 MDAs. Further, the CSA responded to a total of 9,769 contacts through the Point of Contact (PoC), addressing 431 actual cyber-related incidents, 5,389 direct advisories, and 3,949 non-incidents.

746. Mr. Speaker, owing to Government's commitment to cyber security, the CSA has attracted the prestigious global conference on cyber capacity building (GC3B) to Ghana, slated for 29th and 30th November 2023 under the theme 'Cyber Resilience for Development'. The conference is expected to attract over 3,000 foreign participants which will not only boost tourism, but also engender economic growth.

747. Mr. Speaker, the National Information Technology Agency (NITA), in line with government's commitment to digital transformation, successfully onboarded 545 MDAs and MMDAs onto the Smart Workplace Platform to facilitate a more streamlined and interconnected government apparatus. In 2024, NITA will continue the onboarding of MDAs and MMDAs onto the Smart Workplace Platform, while automating workflows for agencies already onboarded to optimise government processes for enhanced productivity.

748. Mr. Speaker, the Ghana.gov platform deployed in 2020 has onboarded 1,541 MDAs, MMDAs, and State-Owned Enterprises (SOEs) with 130 of these entities actively utilizing the platform for various functions, including processing payments. This has yielded a total revenue of GH¢164.766 billion since its inception. In 2024, NITA will enroll government agencies responsible for revenue collection onto the platform. In addition, a "Citizens' App" will be integrated into the platform, to enrich Citizen-to-Government engagement and allow persons with disability to access the platform to foster inclusiveness.

749. Mr. Speaker, a significant milestone was achieved with the completion of the prototype Kofi Annan Centre of Excellence Content Access Point (KACE-CAP), specially designed to make educational content readily available offline for pre-tertiary schools to improve access to quality ICT education.

750. The Advanced Information Technology Institute Kofi Annan Centre of Excellence (AITI-KACE) established a dedicated laboratory to train student in Robotic Automation Process (RAP), the recruitment of students for RAP training has commenced, marking the beginning of a promising journey into automation and technology.

751. Mr. Speaker, in 2024, AITI-KACE will continue to build capacity of Ghanaians by offering a comprehensive range of digital skills courses, spanning from foundational to intermediate, advanced, and professional certificate levels, with the goal of reaching 4,300 participants.

MINISTRY OF RAILWAYS DEVELOPMENT

2023 Performance and Outlook for 2024

752. Mr. Speaker, the development of the Tema to Mpakadan railway line, which is a 97km standard gauge railway line, is 98 percent complete and expected to be fully completed in 2024. The Tema to Mpakadan railway line forms part of a multi-modal transport system for the efficient and effective transportation of cargo from the Tema Port to the Buipe Port through the Volta Lake transport system.

753. Two railheads are also being constructed as part of the project; one at the Tema Port which connects to the Cargo Terminals at the Port; and the other one at the Mpakadan Terminal which provides connectivity to the Volta Lake to facilitate the haulage of containerised cargo and other bulk commodities from the Southern Sector to the Northern Sector of Ghana and further to our neighbouring countries of Burkina Faso, Mali and Niger. Training for the operationalisation of the new standard gauge line is ongoing.

754. Mr. Speaker, The Western Railway Line development project, which is being executed in sections, is also on course. The construction of the 22km section from Kojokrom to Manso is 93 percent complete. Construction works continued on the 78km section of the Western Line from Manso to Huni Valley, which includes the extension of the line into the Takoradi Port. Physical progress is currently about 16 percent.

MINISTRY OF TRANSPORT

2023 Performance and Outlook for 2024

755. Mr. Speaker, to ensure safe launching and landing of artisanal fishing canoes as well as create and maintain hygienic environment, create jobs for the beneficiary communities and also improve their livelihoods, Government completed construction of 12No. Coastal Fish Landing Sites at Axim, Dixcove, Moree, Mumford, Winneba, Senya Beraku, Gomoa Feteh, Teshie, Keta, Osu, Ekumfi, Mfantseman and Elmina. Additionally, Elmina Fishing Port has been completed and commissioned by H.E. The President, whiles the Jamestown Fishing Port is 65 percent complete and will be fully completed in 2024.

756. The construction of a Health post in Mumford as one of several complementary facilities is 55 percent complete and expected to continue in 2024. Furthermore, the Ministry will continue construction of other complementary projects such as a multi-purpose market facility, sanitary facilities and drainages.

757. Mr. Speaker, as part of the strategic development of the Takoradi Port, construction of an Oil and Gas Services Terminal to serve as a one stop shop logistics support base for offshore oil and gas exploration and production is 38 percent complete. The Project, when completed, will provide 21ha of serviced terminal area, a 550-metre primary quay wall, a 10-meter draft and 40-metre quay apron for terminal operations.

758. To facilitate transit trade through Ghana's transit corridor, construction of the Boankra Integrated Logistics Terminal (BILT) is about 54 percent complete.

759. Mr. Speaker, to improve turnaround times of vessels calling at the Tema port, 3No. Ship-to-Shore (STS) cranes and 12No. Rubber Tyre Gantry Cranes (RTGs) have been acquired. This brings the total number of STS cranes and RTGs at Terminal 3 to 12 and 41, respectively.

760. The National Road Safety Authority as part of its strategies to fight the menace of road crashes embarked on a Joint "STAY ALIVE" campaign with the Police MTTD to educate drivers and their passengers on safe road use and its importance in saving lives. Available statistics indicate that road crashes have reduced by 7.5 percent over the same period in the previous year. The Joint "STAY ALIVE" Road Safety Campaigns will continue in 2024.

761. Mr. Speaker, following approval of Ghana's Energy Transition Investment Plan, the Ministry has commenced the development of a National Electric Vehicle Policy as part of efforts to create an enabling environment for the uptake of electric vehicles. The Ministry has completed Regional and Interest Groups stakeholder consultations and

will embark on a nationwide dissemination and sensitisation following Cabinet approval.

762. Mr. Speaker, the upgrading of the Tamale Airport is completed and was commissioned in August by H.E. The Vice President. The Tamale International Airport is currently operational and will serve the Sahelian Region as well as serve as an alternate to Kotoka International Airport (KIA).

Social Sector

MINISTRY OF EDUCATION

2023 Performance and Outlook for 2024

763. Mr. Speaker, in 2023, the National Teaching Council (NTC) conducted Ghana Teacher Licensure Examination (GTLE) for a total of 29,909 candidates and subsequently licenced a total of 8,782 teachers across the country, bringing the total number of licenced teachers to 306,453. This was done as part of efforts to streamline the professional and career progression of teachers within the appropriate competency framework in the pre-tertiary sector.

764. For the same period, 9 Continuous Professional Development (CPD) service providers were accredited, while an additional 34 Service providers had their subscriptions renewed. Altogether, a total of 72,341 teachers have undergone the NTC approved CPD programmes and been credited as part of efforts to improve their pedagogical skills to effectively manage classrooms and enhance instructional practices.

765. In 2024, the Ministry will monitor educational delivery in 10,529 schools as part of efforts to strengthen monitoring and evaluation, reporting channels, as well as improve teacher attendance rate.

766. Mr. Speaker, in line with the Ministry's commitment to promoting the culture of reading among the populace, the Ghana Library Authority (GhLA) completed and commissioned five new public libraries in 2023 as detailed below:

- Christiana Akua Brago Diawuo library and Tech Hub – Oda, Eastern
- National Children and Mobile Library - Airport, Greater Accra
- Agotime-Kpetoe Community Library - Agotime, Volta
- Ada Foah Community Library - Ada, Greater Accra
- Kwaku Boakye ICT and learning center - Juaben, Ashanti

767. This brings the total number of public libraries across the country to 120.

768. To promote literacy interventions implementation, Ministry will extend the Mobile Library Van outreaches to 1,000 basic schools across the country and build the capacity of 500 children on digital literacy. The Authority will in 2024 register 91,240 digital library users and renovate more libraries.

769. The Authority tested and piloted the licensing and inspections modules of the School Licensing and Inspections Management System (SLIMS). The successful deployment of this system will improve the licensing and inspections of pre-tertiary educational institutions in the country. Additionally, the Authority trained 359 head teachers on the Inspection Evaluation Framework – Focusing on School Leadership, across five regions.

770. In 2024, the Authority will focus on working to enforce education standards by promoting quality teaching, learning and effective school management and also, ensure that schools are able to support learners achieve prescribed learning outcomes.

771. Mr. Speaker, Government continue to ease the financial burden on parents and guardians in the access and provision of quality education to their wards through the provision of feeding grants for 7,500 students in special schools and capitation grants to all public schools across the country. Additionally, registration expenses of 471,277 registered candidates from public Junior High Schools for the Basic Education Certificate Examinations (BECE) were paid.

772. The Ministry provided learning grants to 10,579 basic schools to support the implementation of School Performance Improvement Plans (SPIPs) and conducted management training for 10,579 head teachers on performance contract and preparation of SPIPs. In addition, 70,000 basic school teachers were trained on Differentiated Learning Approach in Teaching as part of efforts to enhance the overall quality of education and improve learning outcomes in the country.

773. Mr. Speaker, a total of 51,508 pieces of furniture as well as 9.5 million textbooks and 273,075 copies of Teachers Guide were supplied to basic schools across the country.

774. In 2024, Government will train 265 Guidance and Counselling Officers, organise In-service Education and Training for 25,000 teachers, in English, Maths and Science, provide learning grants to 16 Regional and 260 District offices, and 10,579 basic schools to improve learning outcomes.

775. Government will conduct primary 6 and JHS 2 National Standardized Tests for basic schools across the country to assess their knowledge, skills, values and attitudes, which is central to the new pre-tertiary education curriculum.

776. Mr. Speaker, 448,641 first year students were enrolled onto the Free Senior High School and Technical and Vocational Education and Training (TVET) Programme, bringing the total number of beneficiaries for the 2023 academic year to 1,320,976 students.

777. Additionally, to promote TVET and increase enrolment in Technical and Vocational Institutes (TVIs), Government visited a number of schools and communities. A total of 23 TVIs were accredited to implement Competency-Based Training (CBT) with 1,861 CBT learners issued certificates on the National TVET Qualification Framework. In 2024, the Ministry will continue with the implementation of reforms in the TVET sector.

778. Mr. Speaker, the Complementary Education Agency (CEA) commenced the implementation of Cycle 8 of the Complementary Basic Education Programme in February 2023, with a total enrollment of 5,000 out-of-school children and 246 classes were established. The Agency established 1,321 classes and recruited 29,996 learners across all Regions and Districts to deliver functional literacy training to non-literate youth and adults.

779. The Agency also provided occupational skills development training for 6,344 non-literate youth and adults. Additionally, the Agency established 210 classes with 4,078 learners recruited in all the Districts and Regions.

MINISTRY OF EMPLOYMENT AND LABOUR RELATIONS

2023 Performance and Outlook for 2024

780. Mr. Speaker, the Ministry drafted six Bilateral Labour Agreements (BLAs) between Ghana and Italy, Mauritius, Libya, Egypt, Saudi Arabia, and Kuwait to guide labour export, under the National Labour Migration Policy, and transmitted to the respective countries.

781. Mr. Speaker, 93,983 youth were enrolled under the various YEA modules, which continues to have considerable positive impact on the lives of individual beneficiaries, communities and the country at large in security, healthcare delivery and acquisition of employable technical and vocation skills.

782. Mr. Speaker, the Department of Cooperatives registered 884 Co-operative Societies, audited 525 existing Co-operatives, and inspected the books of 1,421 Co-operative Societies. In 2024, the Department will register 1,250 new Co-operative Societies, audit 1,000 and inspect additional 1,000 existing co-operatives.

783. Mr. Speaker, the Labour Department undertook 1,290 workplace and establishment inspections and facilitated the placement of 10,211 persons in gainful employment through the Public Employment Centres (PECs), Private Employment Agencies (PEAs) and Job Fairs. In 2024, the Department will undertake 1,800 workplace and establishment inspections and facilitate the placement of 12,000 jobseekers in available job vacancies.

784. The Department of Factories Inspectorate (DFI) undertook 3,010 safety inspections of factories, offices and shops, organised 150 safety talks and registered 403 new workplaces. In 2024, the Department will inspect 3,500 factories, offices and shops, undertake 170 safety talks and register 550 new factories, offices and shops.

785. Mr. Speaker, following a series of consultations and consensus building among the Public Services Joint Standing Negotiating Committee, the Fair Wages and Salaries Commission (FWSC) concluded negotiations for the Base Pay and Pay-Point Relativity (BPPPR) for 2023. The Commission also negotiated Conditions of Service (CoS) for 12 Public Service institutions. Government is in negotiations with Organised Labour on the 2024 BPPPR for Public Sector Workers. The Commission will continue to negotiate Conditions of Service for public institutions in 2024.

786. Mr. Speaker, 56,167 workers in the informal sector were enrolled onto the 3rd Tier of the 3-Tier Pension Scheme, bringing the number of informal workers in the Tier 3 to 594,422, representing 6 percent of the workers in the informal sector. The National Pensions Regulatory Authority (NPRA) prosecuted 22 employers who defaulted in honouring their obligations to their employees.

787. In 2024, the NPRA will create awareness to increase pension cover to workers in the informal sector to 12 percent. It will also ensure full deployment of its Risk-based Software to improve operational and regulatory oversight.

MINISTRY OF YOUTH AND SPORTS

2023 Performance and Outlook for 2024

788. Mr. Speaker, Ghana hosted the first ever African Para Games in September, 2023 under the theme "Inspire A Better Africa". The Games brought together 621 para athletes from 16 African countries and 276 young volunteers. The Black Challenge, Ghana's National Amputee Football team won the first-ever African Para Games, 2023 Amputee Football Tournament after triumphing over Morocco by 2 goals to 1.

789. The Anti-Doping Secretariat organised a sensitisation programme for over 2,500 participants from the Apenkwa Cluster of Schools, Ningo Senior High School, Prampram Senior High School, Ashiaman Senior High School, and Ada Senior High Technical School to promote constant education, implementation, and sustainability of the anti-doping code based on international standards. At the end of the workshops, each of the schools inaugurated an anti-doping club, consisting of students and teachers.

790. Mr. Speaker, 547 youth, including PWDs benefitted under the Skills Towards Employability & Productivity (STEP) programme through apprenticeship and provision of start-up tools in cosmetology, hairdressing, dressmaking and satellite dish installation in 25 selected districts across the 16 Regions of the country.

791. Mr. Speaker, the National Youth Authority (NYA) under its National Youth Volunteer Programme (NYVP) flagship programme, currently has three modules running, namely: Youth Development Work, Gender Mainstreaming and Infrastructure. Under Youth Development module, 50 young volunteers renovated a dilapidated six-unit classroom block for the Abume Community in the Eastern Region.

792. Under the "Youth Agri Enterprise Support Project", 200 young people in the Asunafo North District were provided with skills training and knowledge in Mushroom cultivation whiles 50 young rice farmers in Sankore in the Asunafo South District were trained in good agronomic practices aimed at making agriculture attractive to the youth, promoting food security and improving livelihoods.

793. Mr. Speaker, the maiden National Youth Conference on Climate Action and Environmental Sustainability under the theme "Green Skills for Youth: Towards a Sustainable World" was organised at the University of Environment and Sustainable Development in Somanya to promote Climate Action and Environmental Sustainability among the youth. The conference resolved to establish a National Youth Action Group on Climate Change (NYAGCC). In 2024, the Ministry will develop a National Action Plan on Youth, Peace and Security.

794. Mr. Speaker, the Senior National Team, the Black Stars, qualified for the 2023 Africa Cup of Nations (AFCON) to be hosted by Ivory Coast. The Ghana Black Princesses, the Women's National U-20 Team, competed and won the WAFU Zone B Championship. In addition, the Black Starlets participated and won the Four-Nation UEFA U-16 Youth Development Tournament in Serbia.

795. Mr. Speaker, the Ghana Cycling youth team won a bronze medal during the 19th African Cycling Confederation (ACC) Africa Road and 1st ACC Paracycling Championships organised at Ablekuma Olebu in Accra in February, while the National Fencing Team won 16 medals comprising two gold, six silver and eight bronze medals

at the 2023 Cadet Junior African Fencing Championship held at the Trust Emporium in Accra, in February.

796. Mr. Speaker, over 900 young athletes from 30 schools across the 16 Regions of Ghana participated in the National Inter-Schools Athletics Championship held at the Baba Yara Sports Stadium in April to select talented athletes to represent Ghana at the 2023 African U-18 and U-20 Championships held in Zambia. In 2024, the Ministry will organise various national competitions as well as supervise various regions to organise annual regional competitions.

797. Mr. Speaker, the 3rd African Aquatic Zone 2 Junior Swimming and Open Water championship was hosted by the Ghana Swimming Association at the University of Ghana, Legon in August. Fourteen countries participated, including, Ghana, Nigeria, Senegal, Benin, Togo, Ivory Coast, Burkina Faso and Cameroon for World Championship qualification. Ghana's swimming team won a total of 22 medals, comprising, 7 gold, 11 silver and 4 bronze to place second overall.

798. Mr. Speaker, construction of facilities to host the 13th Africa Games is earnestly ongoing at Borteyman and University of Ghana and are at various stages of completion as indicated below:

- Four Tennis courts, Aquatic Centre (warm up & competition swimming pools), Multi-purpose hall, Administration Block at Borteyman (87%);
- University of Ghana Stadium and Hockey pitch (91%); and
- Four Hostels at University of Ghana (92%)

799. Mr. Speaker, Ghana for the first time since 1965 will host the 13th edition of the African Games, dubbed "Accra 2023" in March 2024. A total of 5,000 top-tier athletes and officials from 54 African Countries will participate in the Games comprising, of 30 Sporting Disciplines, 8 of which are for Olympic Qualifiers to Paris 2024, 22 for Medals, and 7 for Demonstration Sports. It is estimated that 2.5 billion online and television viewers will watch the Games.

NATIONAL COMMISSION FOR CIVIC EDUCATION

Performance and Outlook for 2024

800. Mr. Speaker, National Commission for Civic Education (NCCE) conducted a baseline study in eight border regions of Ghana in 59 districts across the eight project regions, namely Bono, Bono East, North East, Northern, Oti, Savannah, Upper East and Upper West regions to assist in developing early warning systems and gathering intelligence to combat violent extremism and other forms of violence.

801. Mr. Speaker, the Commission carried out 83,398 activities, focusing on Constitutional Awareness Creation, Deepening and Sustaining Civic Awareness, and Patriotism and Good Citizenship. Through these activities, the NCCE reached an estimated 2,751,120 people across all 16 regions and the 261 districts of the country. The Commission's social media and website platforms reached and engaged an audience of 1,803,498 on all activities carried out.

802. The Commission also focused its activities on encouraging citizens, particularly women and marginalised groups, the youth and People with Disabilities (PWDs), to participate in the 2023 District Level Elections (DLEs), which had historically recorded low voter turnout. In 2024, NCCE will continue engagements on promoting the

participation of women and other marginalized groups at all levels of the election process.

803. Mr. Speaker, the Commission marked Annual Constitution Week activities by holding 75 engagements with the six major security services, various identifiable groups at the district level, and in-school youth in 8,955 basic schools to highlight the importance of participatory democracy and values such as peaceful coexistence, loyalty, and civic participation.

804. Mr. Speaker, to promote peace and non-violence before, during and after the 2024 elections, the Commission will undertake various programmes and activities including presidential and parliamentary candidate's debates, first time voters' awareness creation on registration and voting procedures, peaceful campaign activities and laws regulating public order, rally around the flag processions across the country.

MINISTRY OF CHIEFTAINCY AND RELIGIOUS AFFAIRS

2023 Performance and Outlook for 2024

805. Mr. Speaker, to promote good governance, the Ministry of Chieftaincy and Religious Affairs inaugurated four Traditional Councils in Bole, Busunu, Wasipe, and Buipe in the Savannah Region bringing the total number of councils to 234. In addition, six Traditional areas in the Oti Region were inspected to ascertain their readiness to be inaugurated as traditional councils. The Ministry will inaugurate an additional 16 Traditional Councils in 2024.

806. The Ministry undertook a needs assessment of ten Regional Houses of Chiefs to ascertain their capacity to automate the Judicial Processes. The automation process will be piloted in these Regions in 2024.

807. Mr. Speaker, the National and Regional Houses of Chiefs, resolved 38 chieftaincy cases through the Judicial Committees during the reporting period. The Ministry, in 2024, will pursue in collaboration with partners and stakeholders, Alternative Dispute Resolution (ADR) mechanisms in addition to the judicial processes, for speedy and timely adjudication of chieftaincy cases.

808. Mr. Speaker, the Ministry also met with Chiefs and elders of Nalerigu, Bimbilla, Yendi and Bawku as part of series of engagements with traditional authorities to appeal to the Chiefs to support the Government's agenda in bringing lasting peace to conflict areas. In 2024, additional engagements will be held in conflict prone areas to prevent violence and tensions.

809. Additionally, the Ministry engaged key Religious Leaders to enhance partnership between government and religious bodies. In 2024, the Ministry will organise inter-faith dialogues to improve religious tolerance within the country, especially in the light of the upcoming Presidential and Parliamentary elections.

MINISTRY OF HEALTH

2023 Performance and Outlook for 2024

810. Mr. Speaker, the Ministry reviewed the Essential Health Services Package to focus on primary healthcare including preventive services. It also generated evidence to support possible inclusion in the National Health Insurance Scheme (NHIS) Benefit

Package, screening of cervical cancer, diabetes, treatment of anaemia and malaria, and prostate cancer services to improve access. In 2024, the Ministry will intensify efforts to prioritise the revised Essential Health Service Package in the NHIS Benefit Package.

811. As part of the National Health Insurance Authority's (NHIA) plan to increase coverage and provide financial protection for the poor, the NHIS Mobile App was updated to include additional modules such as the group enrolment and messaging. Active membership as at end September stood at 14.4 million, representing 45 percent of the targeted population of 20 million and active card holding indigents was 1.7 million representing 74 percent of the targeted 2.3 million indigent population.

812. In 2024, the NHIS will continue to scale up the enrolment of members in the Scheme using the Ghana Card. The Authority will also continue to scale up the electronic claims management system to all NHIA accredited facilities and continue to explore inclusion of other services onto the benefit package.

813. In order to reduce the dialysis burden on the nation, a local team has been trained to provide kidney transplantation services among others in Ghana at a reduced cost. Ghanaian doctors have already undertaken the first few kidney transplantations successfully in the country.

814. Mr. Speaker, in 2024, the Ministry will commission the 100-bed ultramodern Urology and Nephrology Centre of Excellence at Korle Bu Teaching Hospital. This is aimed at facilitating the provision of kidney transplantation services, among others in Ghana.

815. As part of government's commitment to boost the local manufacturing of vaccines, the National Vaccine Institute has been established. The Ministry in 2024, will intensify efforts towards the development of anti-snake venom and other vaccines through collaboration with private sector arrangements with the newly created National Vaccine Institute as its first step towards local vaccine production in Ghana and Sub-Saharan Africa. The Ministry will also expand the rollout of the malaria vaccine pilot to 43 additional districts to bring the number to 136 districts across the country.

816. The Ministry completed the following projects: construction of 5 health facilities in Elubo, Bogoso, Mpohor, Nsuaem and Wassa Dunkwa; upgrading of 1 public health facility in Akontombra in the Western North Region; construction of 1 District Hospital at Sewua; construction of District Hospital at Konongo; modernization and equipping of Tetteh Quarshie Memorial Hospital, Kibi District Hospital, Aburi and Atibie Hospitals; completion of the reactivated hospital project sites at Fomena and Takoradi European Flats Staff Accommodation projects; construction of Treatment and Holding Centres at Dodowa, Cape Coast, Adaklu, Sewua, Kumasi South, Aflao, Elubo and Keta; rehabilitation of Fevers Unit at Korle Bu; construction of COVID-19 Isolation and Treatment Facilities at Korle Bu Teaching Hospital; construction of CHPS Compounds at Debiso, Tiawia and Nsutam.

817. The Ministry will focus on completing the following ongoing projects: the construction of the Urology and Nephrology Centre of Excellence at Korle Bu Teaching Hospital; construction of 1 District Hospital at Salaga; reactivation, completion, and equip the Kumawu hospital project; construction of 12 Hospitals in Suame, Manso Nkwanta, Twedie, Drobonoso, Sabronum, Kwabeng, Achiase, Jumapo, Adukrom, Nkwatia, Mim

and Kpone Katamanso; refurbishment of Asawinso Health Centre as Treatment and Holding Centre in the Western North Region; construction, remodeling and refurbishment of Treatment and Holding Centres at Goaso, Nalerigu, Takoradi and Sunyani.

818. Mr. Speaker, Government has renegotiated the contract terms of the 160-bed La General Hospital project and will now be funded through the National Budget. The contractor is expected back on site next week.

819. The Ministry continues to pursue its Universal Health Coverage goal of increasing access to quality essential health care and population-based services for all by 2030. In view of this, the Ghana Health Service (GHS) successfully conducted 915 cataract outreach surgeries, restoring vision to individuals across the country, as well as acquired and installed new oxygen plants and a CT Scan machine at the Cape Coast, Tamale and Ho Teaching Hospitals to increase access to specialised services.

820. The Korle Bu Teaching Hospital (KBTH) acquired a new MRI Chiller System for Radiology to enhance imaging services. KBTH also initiated the manufacturing of Hypertonic Saline, a critical resource for surgeries and Hyponatremia treatment, making it the sole manufacturing site in Ghana. Komfo Anokye Teaching Hospital (KATH) established a special operating room for children (KidsOR) to care for the unique medical needs of paediatric patients.

821. Mr. Speaker, to improve the quality of healthcare, the Christian Health Association of Ghana (CHAG) institutionalised the SafeCare Quality Improvement Programme and 34 healthcare facilities are on level 4 accreditation. The Ho and Korle-Bu Teaching Hospitals attained ISO 15189:2022 accreditation for Laboratory and ISO 15189:2012 accreditation for virology.

822. In 2024, the Ministry will continue the implementation of the Network of Practice (NoP) to increase access to quality healthcare at the lower levels to reorganise service delivery at the primary healthcare level.

823. Taking cognisance of the migration of the health workforce, the Ministry in 2024, will deepen its collaboration with the Ministry of Employment and Labour Relations and the World Health Organisation to streamline measures to improve labour migration governance.

824. Mr. Speaker, the Health Facilities Regulatory Agency (HeFRA) licensed and certified primary health facilities in Greater Accra and Central Regions as part of preparations towards the NoP implementation. HeFRA and Traditional and Alternative Medicine Practice Council (TMPC) digitized operations to increase access and improve efficiency.

825. The Pharmacy Council deployed nationwide, the National Electronic Pharmacy Platform to improve access to medicines. This Electronic Platform has been recommended for use by ECOWAS at a Regional Meeting held in Dakar to improve access to medicines and quality pharmaceutical care.

826. The Medical and Dental Council initiated processes to redesign, restructure, and harmonize the curricula of medical & dental training. The Food and Drugs Authority

has been designated as a Regional Center of Regulatory Excellence for Vaccines Regulatory Oversight by the AUDA-NEPAD.

827. In 2024, the Food and Drugs Authority (FDA) will continue to improve its capacity to serve as a leading laboratory in Africa by upgrading the Laboratory Information Management Systems and implement an Integrated Regulatory Information Management System (IRIMS).

MINISTRY OF GENDER, CHILDREN AND SOCIAL PROTECTION

2023 Performance and Outlook for 2024

828. Mr. Speaker, the Ministry of Gender, Children and Social Protection received Cabinet approval for the revised National Gender Policy and the Affirmative Action Bill. The Bill is in Parliament for consideration and approval. In 2024, the Ministry will work with relevant committees of Parliament towards the passage of the Affirmative Action Bill. In addition, a plan for the implementation of the National Gender Policy will be developed to facilitate gender mainstreaming at all levels.

829. The Ministry organised 58 sensitisation programmes, reaching 12,794 individuals, including students, teachers, parents, assembly members, and traders across the nation. These programmes focused on critical issues such as Sexual and Gender-Based Violence (SGBV), teenage pregnancy, harmful cultural practices, cyber security, and the Ghana Education Service (GES) re-entry policy.

830. Mr. Speaker, the Ministry continues to provide care, support, and protection to vulnerable children. Currently, 280 children are receiving care and protection in state-owned residential homes for children. In addition, care and counselling was given to 22 children in Correctional and Remand Centres. Further, 1,962 Licenses for Day Care Centres were issued comprising of 528 new licenses and 1,434 renewals.

831. Mr. Speaker, the Ministry undertook a comprehensive child protection awareness campaign throughout the country reaching 1,727,353 individuals. A further 284,025 individuals were engaged through various social media platforms to raise awareness on child protection.

832. Mr. Speaker, the Ministry developed and distributed an Adoption Training Manual across the 16 regional offices of the Department of Social Welfare to facilitate the adoption of children. Eighty Home Study Reports were reviewed, processed, and approved by the Technical Committee of the Central Adoption Authority. This will ensure placement of children with eligible parents. The Ministry will continue to ensure the reunification and reintegration of children into their families and communities and place children under adoption in line with national and international standards.

833. Mr. Speaker, the Ministry monitored 130 MMDAs to ensure their compliance with the DACF guideline on Persons with Disabilities, with approximately 1,160 individuals with various disabilities benefitting from the PWD's share of the Common Fund across these 130 MMDAs. In 2024, the Ministry will continue to monitor the disbursement of the 3 percent DACF for persons with disabilities.

834. Mr. Speaker, the Ministry received 682 complaint cases related to Government's flagship programmes, out of which 602 were resolved. The Social Protection Monitoring and Evaluation Management Information System (SP MEMIS) dashboard was designed and operationalised. In 2024, the Ministry will continue to provide social protection services to the poor and monitor various social protection interventions for effective implementation.

835. Mr. Speaker, 48 destitute and elderly individuals are receiving care at the Central Destitute Infirmary (CDI) in Bekwai. Also, hospital welfare services were extended to 2,289 patients in various health centres. The Ministry issued 328 Social Enquiry Reports for the Family Tribunal and Juvenile Courts.

836. Mr. Speaker, 20,130 cases were entered unto the Social Welfare Information Management System (SWIMS), a platform which is being implemented in 160 MMDAs to promote responsive, accessible, coordinated, and timely delivery of social welfare services. Ghana is the first African country to implement the Primero Local Hosting for SWIMS.

837. In 2024, the Ministry will provide support for vulnerable children and disintegrated families. The Ministry will continue to monitor and license daycare centres and residential homes for children and register foster parents. More MMDAs will be enrolled unto SWIMS to facilitate case management, referral and tracking among key stakeholders.

838. In line with Government's commitment to fight against human trafficking, the Ministry published the Trafficking in Persons (TIP) Report which contributed to Ghana's consistent Tier 2 status for the sixth consecutive year.

839. Mr. Speaker, the Ministry is required under the PC-PEG to strengthen social safety nets which focuses on mitigating the impact of economic adjustment on the most vulnerable and strengthen existing Social Intervention Programmes (SIPs) (e.g., LEAP, NHIS, Capitation Grant, School Feeding). In this regard, the Ministry submitted the Social Protection Bill to Parliament for consideration and approval.

840. Mr. Speaker, the Ministry has paid five cycles of Livelihood Empowerment Against Poverty (LEAP) cash grants to 350,551 extremely poor households amounting to GH¢298,580,972.35 with the final cycle will be paid by the end of December 2023. Recipients of the five cycles of payments included 1,438 alleged witches in the witches' camp and 278 cured persons in the Leprosariums at Ankaful, Jirapa and Weija.

841. Mr. Speaker, the Ministry undertook a pilot exercise in 10 districts of the northern regions to reassess beneficiary households of the LEAP programme to identify and facilitate the graduation or exit of beneficiary households whose economic conditions have improved. The field enumeration process was concluded, and the data is being analysed to determine the households that meet the criteria for graduation or programme exit. The reassessment exercise will be carried out in the remaining districts of the five northern regions by December, 2023.

842. In 2024, the Ministry will continue to facilitate the disbursement of LEAP bi-monthly cash grants to beneficiaries and rollout the reassessment exercise in the remaining regions.

843. Mr. Speaker, the Ministry provided one hot and nutritious meal to 3,801,491 pupils in 10,832 public basic schools for every school-going day. The programme also engaged 34,350 caterers and cooks, mostly women which generated incomes to take care of their families.

844. The Ministry monitored 1,919 schools in the Central, Greater Accra and Western Regions, to assess the quality and quantity of food served, as well as ascertain enrolment numbers in the schools under the School Feeding Programme. The Programme made payments to caterers for the second and third terms of 2022 and the first and second terms of 2023 academic year, amounting to GH¢741,624,231.72. In 2024, the Programme will continue to provide meals and ensure the payment of caterers to enhance service delivery.

NATIONAL LABOUR COMMISSION

2023 Performance and Outlook for 2024

845. Mr. Speaker, the National Labour Commission received 315 complaints involving over one million workers, cumulatively, and fully resolved 181 cases, representing 58 percent, while the rest are undergoing the process of resolution. Additionally, the Commission received 27 industrial actions cases involving resolution of strikes, work stoppages and lockout disputes and resolved all the cases representing a 100 percent success.

Public Safety Sector

OFFICE OF THE ATTORNEY GENERAL AND MINISTRY OF JUSTICE

2023 Performance and Outlook for 2024

846. Mr. Speaker, the Office of the Attorney General and Ministry of Justice, represented the State in 871 civil cases initiated against the State in various courts. In defending all legal claims against the State, it reversed the trend where huge monetary awards are made against the State as Judgement debts.

847. Additionally, the Office reviewed and advised the Government on several agreements in terms of legal opinions and agreement to ensure value for money. Whiles the Office reviewed 76 Agreements, Contracts, and 20 Memorandums of Understanding for MDAs and MMDAs, 202 Petitions and requests were resolved. The Office also provided 96 legal opinions and received 255 notices of intension.

848. Mr. Speaker, in 2024, the Office projects to represent and defend the State in 600 civil suits, review 135 agreements and contracts of MDAs/MMDAs as well as resolve and respond to 270 petitions. The Office will provide about 180 legal opinions and advice on requests received.

849. The Office received 1,295 dockets, initiated prosecutions in the various courts across the country, and dealt with 948 whiles 347 are pending. The Office dealt with a number of motions, appeals, petitions, extraditions, and mutual legal assistance. The Office also received 446 motions and discharged or dealt with 441 motions with 5 of them pending and 56 appeals and have dealt with 51 of them while 5 are pending. It further received 229 petitions and resolved 78 of them while 151 are pending.

850. The Office has also recovered GH¢38,808,074.14 from some high-profile corruption cases involving accused persons charged with causing financial loss to the State, money laundering, procurement breaches, among others.

851. In the fight against illegal mining, the Office prosecuted 21 persons both locals and foreigners and found guilty by the court and sentenced to a total of 340 years in prison to serve as a deterrent.

852. The Office, in 2024 envisages receiving 1,900 criminal cases from the various investigative bodies out of which a 1,500 cases expected to be prosecuted. It also will give 500 pieces of advice to the Police on criminal cases, and resolve 150 out of a projected 200 petitions to be received from the public and other institutions.

853. Mr. Speaker, the Office initiated, drafted, and facilitated the passage of a number of essential Bills. The Office prepared 358 pieces of legislation made up of 14 Substantive Legislation and 343 Subsidiary Legislation, which have been enacted into law by Parliament. The legislations include; 14 Substantive Legislation, 343 Executive Instruments (EIs), and one Legislation Instrument (LI). The Substantive legislation drafted during the period include; National Pensions (Amendment) Act, 2023 (Act 1091), Criminal Offences (Amendment) Act, 2023 (Act 1092), Excise Duty (Amendment) Act, 2023 (Act 1093), Income Tax (Amendment) Act, 2023 (Act 1094), Growth and Sustainability Levy Act, 2023 (Act 1095), Ghana Revenue Authority (Amendment) Act, 2023 (Act 1096), National Vaccine Institute Act, 2023 (Act 1097), and Excise Tax Stamp (Amendment) Act, 2023 (Act 1098).

854. Mr. Speaker, the Office is currently working on the following Justice Sector Legislation; Anti-Torture Bill, Commission on Human Rights and Administrative Justice (Amendment) Bill, Conduct of Public Officers Bill, Interpretation (Amendment) Bill, Legal Profession Bill, Marriages (Amendment) Bill and Presidential (Transition) (Amendment) Bill.

855. The Office also prepared 10 Legal Opinions including the following; Opinion on the Registration of Public Places of Worship with District Assemblies and Opinion on the lawfulness of the existence and operations of the National Christian Marriages Officers Council and the National Association of Gazette Ministers.

856. The Office through the Legislative Drafting Division, is currently working in collaboration with other Ministries, Departments, and Agencies (MDAs) to enact 55 Bills (Anti-Torture Bill, Circuit Court (Abolition and Consequential Matters) Bill, Commission on Human Rights and Administrative (Amendment) Bill, Constitution of the Republic of Ghana, Courts (Amendment) Bill, Criminal and Other Offences (Procedure) (Amendment) Bill, Economic and Organised Crime Office Bill, Geographical Indications (Amendment) Bill, Legal Profession Bill, Marriages (Amendment) Bill, Muslim Marriage and Divorce Bill, Presidential (Transition) (Amendment) Bill, Property Rights of Spouses Bill). The Office will draft at least 15 pieces of Substantive Legislation and 250 pieces of Subsidiary legislation by the end of 2024.

857. Mr. Speaker, the Registrar-General's Department (RGD) registered 1,023 marriages, processed 694 trademark filings and registered 782 trademarks. In the field of industrial designs, 63 designs were registered. In 2024, the RGD will register 2,400 marriages and administer 640 estates.

858. In addition, the Department will sensitize the public on the Geographical Indications Act, and the Plant Variety Protection, develop new software for the registration of IP, Marriages, and Estate Administration, develop Regulations for trademark and patents Acts and review Administration of the Estate Act.

859. Mr. Speaker, the Copyright Office collaborated with stakeholders for the successful passage of the Copyright (Amendment) Regulations, 2023, which has entered into force. In addition, the Office registered 561 copyright protected works. In 2024, the Office will organise various activities and programmes to promote and protect copyright in Ghana, and register 1,100 copyright-protected works.

860. Mr. Speaker, the Office of the Registrar of Companies (ORC), registered a total number of 105,782 Companies made up of 455 Subsidiary Business Names, 156 Partnership, 5,812 Company Limited by Guarantee, 12,563 Company Limited by Share, 86,747 Sole Proprietor and 49 External Company. The Office also registered 258 Insolvency Practitioners, received 70 applications for Dissolution without winding up, and dissolved 5 applications under Private Liquidation. In 2024, the Office will register 160,000 businesses and 200 Insolvency Practitioners, establish and operationalize service centers as well as 24/7 helpline, to promote the processes of business registration.

861. In addition, the Office migrated 90 percent of existing infrastructure to Government Cloud to improve service delivery and turnaround time for registration. The Office

launched the Ashanti Regional Office of the Registrar of Companies (ORC) in July 2023, as part of the national decentralization processes aimed at making Government services more accessible to the general populace.

862. As part of efforts to educate customers and stakeholders on the relevant laws and their impact, while encouraging businesses to file and renew their annual returns, the Office will carry out sensitization on the online registration process, Company Registration Procedures and Reforms, as well as the operationalisation of ORC Act 992, in 2024.

863. Mr. Speaker, the Council for Law Reporting published 400 copies of the [2016-2020] Review of Ghana Law which provides legal practitioners and scholars with valuable insights into recent developments in the Ghanaian jurisprudence. In 2024, the Council will publish 700 copies of [2020 – 2022] Ghana Law Reports Volume 2, 700 copies of [2023– 2024] Ghana Law Reports Volume 1, and 700 copies of [2021-2022] Review of Ghana Law.

864. Mr. Speaker, the Economic and Organized Crime Office (EOCO) recovered a total amount of GH¢93.05 million from the proceeds of crime. Furthermore, EOCO investigated a total of 396 cases, out of which 19 cases are currently being prosecuted in various courts. In addition, EOCO organised 95 sensitization programmes on various topics including cybercrimes, gaming, human trafficking, and irregular migration for 58,040 students, comprising 30,042 females and 27,998 males, in the Senior and Junior High Schools across the country. These programmes sought to raise awareness among the public, businesses, and other stakeholders on the risks and consequences associated with these criminal activities.

865. The Office in collaboration with Federal Bureau of Investigation, investigated 123 cases of stolen vehicles from abroad with the cases at various stages of investigations. In 2024, EOCO anticipates to investigate 400 cases, out of which over 30 cases will be prosecuted. It will also conduct 50 sensitization programmes on cybercrimes, gaming, human trafficking, and irregular migration. Furthermore, EOCO intends to carry out about 150 outreach programmes targeting human trafficking and irregular migration, engage with communities and vulnerable populations to combat crimes and protect potential victims.

866. Mr. Speaker, the General Legal Council enrolled 190 lawyers to the Bar during the Mini Call in May and 1,096 new lawyers during the Main Call held in October. The Council disposed off 95 disciplinary cases against lawyers, out of 180 complaints received. The Independent Examinations Committee of the General Legal Council conducted entrance examination for 2,928 applicants in September for admission in the 2023/2024 academic year.

867. Mr. Speaker, in 2024, the General Legal Council will call 900 newly qualified lawyers to the Bar. The General Legal Council through the Independent Examination Council will conduct entrance exams for 3,000 candidates and admit about 1,500 students into the 2024/2025 Academic Year. The Council will also conduct a non-statutory course in Criminal Prosecution for 100 officers from the Ghana Police Service, Immigration Service, Fire Service among others.

868. Mr. Speaker, the Ministry continued with the construction of the Law House Project which is currently at 80 percent complete to address the accommodation challenge with both Legal and Administrative staff of the Headquarters.

OFFICE OF THE LEGAL AID COMMISSION

2023 Performance and Outlook for 2024

869. Mr. Speaker, the Legal Aid Commission received 4,580 cases and resolved 1,370 in the various courts. These cases were made up of civil and criminal cases which includes marital/matrimonial, maintenance, divorce, manslaughter, murder, rape, defilement, among others. The Commission also received a total of 7,934 cases and resolved 4,260 through the Alternative Dispute Resolution (ADR) mechanisms. These cases were made up of landlord/tenancy, debt recovery and family related matters.

870. Mr. Speaker, the Commission continued with education on various radio stations in the regions and districts as well as other public centres to sensitise the general public on the services they provide. In 2024, the Commission will continue with the sensitisation and awareness programme, operationalise paralegal system, and establish and operationalise citizens advisory and alternative dispute resolution divisions. In addition, the Commission will operationalise the new district office in Shama.

MINISTRY OF DEFENCE

2023 Performance and Outlook for 2024

871. Mr. Speaker, the implementation of the "Earned Dollar Payment Policy" for deployed troops for Peacekeeping Operations continued in 2023 to enhance security service delivery. The Ministry through the Ghana Armed Forces contributed 2,660 troops with equipment towards international peacekeeping efforts.

872. Mr. Speaker, in 2024, the Ministry will continue to implement the "Earned Dollar Payment Policy" and contribute Troops and equipment towards international peacekeeping efforts based on the invitation and direction of the United Nations Peacekeeping Mission to strengthen Ghana's role in international affairs.

873. Mr. Speaker, the Military Housing Projects and the reconstruction of the Ghana Military Academy at Teshie are 99 percent complete. In addition, the construction of two bedroom half compound houses for some selected Garrisons (2,3,4,5 and 7) is progressing steadily. The Project will provide 320 accommodation units. The construction of the Commander-in Chief's Sports Centre at 6 Garrison in Tamale, which seeks to promote good health and general wellbeing of the troops is 60 percent complete.

874. Mr. Speaker, to ensure peace and security across the country, the Ghana Armed Forces continued to collaborate with other Security Services in the following operations: COWLEG, CALM LIFE, HALT, GONGGONG to provide security to society, check illegal logging and mining to control environmental degradation. In addition, the establishment of 10 Mechanized Battalion at Wa, 11 Mechanized Battalion at Bawku, 3 Field Workshop and 3 Mechanical Transport Company under operation CONQUERED FIST have improved security and neutralize threats of terrorism from the Northern Border.

875. Mr. Speaker, the establishment of 15 Forward Operating Bases (FOBs) along the Northern Borders of the country to prevent cross border crimes and terrorist infiltration are progressing steadily. In addition, the FOB at Ezinlibo in the Western Region is 55 percent complete and forms part of the national strategic programme to protect the country's oil and gas fields.

876. Mr. Speaker, to enhance the protection of our exclusive economic zone, the Navy received four River Class boats. In 2024, the Ministry will augment military hardware, software, including ammunitions, accoutrements and fleet and continue the rehabilitation of barracks roads in the garrisons.

COMMISSION ON HUMAN RIGHTS AND ADMINISTRATIVE JUSTICE

2023 Performance and Outlook for 2024

877. Mr. Speaker, the Commission for Human Rights and Administrative Justice resolved 6,980 out of 7,846 human rights complaints and resolved 128 out of 203 administrative justice complaints. The Commission also carried out 4,344 public education and sensitization programmes on human rights and 1,246 on administrative justice.

878. Mr. Speaker, the Commission compiled and issued the NACAP Annual Progress Report, organised a workshop on the Code of Ethics, Standards and Protocols for the Ghana Health Service as part of the implementation of the corruption risk mitigation plan.

879. Mr. Speaker, the Commission, investigated and resolved 11 out of 58 cases of breach of code of conduct for public officers under Chapter 24 of the Constitution and other corruption related cases. The Commission also undertook 1,509 public education and sensitization programmes on anti-corruption.

JUDICIAL SERVICE

2023 Performance and Outlook for 2024

880. Mr. Speaker, 64 out of 73 courthouses and bungalows were commissioned with the rest completed awaiting commissioning. These include the 20 townhouses at Danyame for Court of Appeal Judges serving the Northern Sector of the country. The remaining projects are at various stages of completion. In 2024, the remaining ongoing courthouses and residential projects at various stages of completion under the DACF will be continued.

881. Mr. Speaker, the Judicial Service's quest to enhance public confidence in the Judiciary, has so far established offices for the Public Complaints and Court Inspectorate Unit in 11 regional capitals. Out of 128 petitions received and registered, 119 were reviewed and disposed-off. The Service also commissioned eight notary publics and 112 Commissioners for Oaths for the performance of their various functions in the administration of justice.

882. Mr. Speaker, during the ADR week, key activities such as radio and television panel discussions to deepen knowledge of the general public and mass settlement of cases at all the ADR Courts were held. Out of Four Hundred and Nine (409) cases referred during the week, 146 were settled. Overall, out of a total of 7,207 cases referred by the courts, 6,675 cases were mediated upon, of which 2,134 were settled.

883. Mr. Speaker, the Service appointed 73 Judges and Magistrates, inducted 104 newly appointed/promoted Judges and Magistrates as well as provided orientation for 263 new employees.

884. Mr. Speaker, in 2024, the Judicial Service will organize a stakeholders' engagement for the amendment of the High Court Civil Procedure Rules in respect of timelines for the adjudication of Parliamentary Election Petitions. Additionally, the Service will review the 4th edition Manual on Election Adjudication (2020) in readiness for the pending national Presidential and Parliamentary elections.

885. Mr. Speaker, the training of Circuit Court Judges on the new Cyber Security Act, 2020 (Act 1038) and 29 newly appointed Judges of the Circuit Court on Gender Based Violence is expected to be conducted in 2024. The Service will expand the Child Friendly Gender Based Violence Courts concept to six of the newly commissioned Circuit Courts.

MINISTRY OF THE INTERIOR

2023 Performance and Outlook for 2024

886. Mr. Speaker, the Ministry of the Interior facilitated the submission of the Narcotics Control Commission (Amendment) Bill 2023 to address the issues of constitutionality of Section 43 of the Narcotics Control Commission Act 1019 on the cultivation of cannabis for pharmaceutical and medical purposes to Parliament and subsequently received approval.

887. Mr. Speaker, in 2024, the Ministry will monitor key services rendered by the Ministry with emphasis on Private Security Organisations, Locksmith (key cutting) and rubber stamp operators to ensure compliance with the law.

888. The National Commission on Small Arms and Light Weapons (NACSA), traced the sources of some illicit weapons retrieved from crime scenes by the Police Anti-Armed Robbery Unit. The Commission also facilitated the destruction of 30 tons of obsolete and surplus ammunition and munitions which mitigated a potential danger to the safety of the public. In addition, the Commission is establishing three new border Offices at Hamile, Sampa and Aflao, to enhance control of arms trafficking at the borders.

889. Mr. Speaker, the Commission collaborated with the National Executive of the GPRTU in the development of a Declaration Form on Arms, Ammunition, and Explosives, intended for passengers and parcel transportation, thus reducing the conveyance of illicit arms, ammunition, and explosives by unauthorised individuals.

890. Mr. Speaker, in 2024, the Commission will intensify public education and sensitisation on the dangers of illicit small arms and impact of gun violence. The Commission will continue to mark weapons of state security and intelligence agencies to promote accountability, easy identification and traceability of state-owned weapons.

891. The NACSA, will continue to identify and destroy seized and confiscated illicit small arms in Police Amouries and Exhibit Stores to reduce the number of illicit arms in the country. The NACSA will continue engagement with Blacksmiths and Blacksmiths Associations to reduce the production, transfer and use of illicit artisanal small arms.

892. Mr. Speaker, the Ghana National Fire Service (GNFS) responded to 4,507 fire outbreaks which represents 11 percent decrease against 2022 comparative incidents with property worth GH¢2.0 billion salvaged. Additionally, hundreds of lives were saved through the timely response to 415 Road Traffic Collision and 139 Rescue incidents.

893. Mr. Speaker, the Service conducted 12,108 fire audits at various public premises, issued 3,507 fire permits and 14,857 Fire Certificates, out of which 11,418 were renewals. The Service also undertook 16,414 Public Fire Safety Education outreach programmes and trained 5,437 Fire Volunteers to ensure reduction of bush fires, especially in food growing areas.

894. Further, the Service took delivery of a prototype Rapid Intervention Vehicle (RIV) and Firefighting motorbike to boost its operational capacity in Road Traffic Extrication and patrols respectively.

895. The Service will commence with its Home Fire Safety Campaign termed "Dumgya Project" to sensitise homeowners and the other individuals on the need to obtain a fire certificate at a fee to ensure that homes meet a certain minimum safety requirement for habitation.

896. Mr. Speaker, the National Peace Council inaugurated and trained 40 Ambassadors to build resilience in communities prone to violent extremism to address the challenge of violent extremism and established a platform for quarterly meetings with political parties to foster dialogue on national issues. The Council organised seminars and dialogues on preventing violent extremism to improve trust among civilians and security Agencies. Additionally, the Council provided training on Responsibility to Protect (R2P) and implemented a six-month Prevention of Violent Extremism programme in the Northern Region.

897. Mr. Speaker, in 2024, the National Peace Council will undertake Peace Education and Advocacy against the threat of violent extremism, Terrorism & vigilantism. In addition, the Council will sensitise political actors, the youth, religious & traditional leaders at the constituency level on hate speech and other forms of indecent language. The Council will organise Peace Pact for Presidential and parliamentary candidates.

898. Mr. Speaker, the National Disaster Management Organization (NADMO) conducted 5,809 public education and sensitisation campaigns on good sanitation practices, flood prevention, earthquakes, and other disaster-related topics. Additionally, NADMO engaged in 4,398 community discussions and outreach programmes to promote disaster risk reduction and facilitate information sharing within the context of Disaster Risk Management.

899. In collaboration with the Volta River Authority (VRA) and other stakeholders, NADMO conducted full-scale simulation exercises in areas like Asuogyaman, North Tongu, and Ada East to test VRA's Emergency Preparedness Plan, particularly in vulnerable districts downstream of the Akosombo Dam, where spillage from the dam could have a significant impact.

900. Mr. Speaker, as the year progressed, it became evident that the volume of water entering the dam was high, raising the water to critical levels, with the risk of potential structural damage to the Akosombo Dam. Thus, VRA made the strategic decision to initiate controlled spill operations. The spillage of excess water resulted in the total inundation of communities, homes and farmlands along the banks of the Volta River, leaving in its wake thousands of displaced persons. The flood led to the disruption of essential services, leaving some areas without access to water and electricity.

901. Following this event, a rapid assessment was conducted by high-level delegations of NADMO and VRA to have a first hand information and provide immediate assistance. The VRA, in collaboration with NADMO, launched comprehensive relief efforts, which included the distribution of essential supplies and relief items to affected communities. Furthermore, extensive community education and awareness campaigns were conducted to inform residents about safety protocols and actions they should take to minimize risks.

902. The combined efforts of VRA, NADMO, Municipal/District Assemblies, the 48 Engineers Regiment , Ghana Navy, Fire Service, Police, Ambulance Service ,and other stakeholders worked together to alleviate the hardships faced by affected communities and reinforce their resilience in the face of the flood. The affected communities were actively engaged to facilitate their relocation to higher grounds, ensuring their safety throughout the prolonged spill operation.

903. Further to this, the Ghana Health Service (GHS) through the various District Health Directorates (DHD) assigned health personnel to the various safe havens and some affected communities to attend to their health needs to avert any possible outbreak of diseases such cholera, diarrhoea, skin diseases.

904. Mr. Speaker, Government will continue to administer relief items to the affected areas, and work towards bringing life to normalcy, through decontamination, clearing of debris, fumigation of communities, assessment of the structural integrity of houses and infrastructure, and reopening schools for academic works.

905. NADMO conducted 4,392 field trips to gauge the extent of destruction and gather vital data for informed decision-making, organised 48 simulation exercises, to improve disaster preparedness and response. In all, NADMO responded to 1,135 emergencies and supported 28,402 victims of various disasters.

906. Mr. Speaker, in 2024, NADMO will intensify public education in communities for disaster risk reduction and resilience, as well as continue collaboration with key stakeholders including GMet and Geological Survey Department to enhance information sharing and transmit early warning signals for disaster preparedness and response.

907. Mr. Speaker, the Ghana Prisons Service provided vocational training to 476 inmates, including 151 juveniles and 325 adults, through the National Vocational Training Institute (NVTI). Additionally, the Service prepared 47 juveniles, 175 adults for the Basic Education Certificate Examination (BECE) and 57 inmates for Senior High School (SHS). Further, 184 inmates gained admissions to the University of Cape Coast, pursuing various Diploma and Degree programmes.

908. Mr. Speaker, the construction of the 800-capacity remand facility at Nsawam is 57 percent complete, whiles the 4-storey, 8-unit, 3-bedroom accommodation facility for senior officers is 95 percent complete.

909. The Ghana Prisons Service in collaboration with the Church of Pentecost continued the construction of two Camp Prisons in Damango and Pomposo, which are at 85 and 60 percent completion, respectively. In 2024, the Service will continue collaboration for completion of the Camp Prisons.

910. Mr. Speaker, in 2024, the Service will facilitate the passage and implementation of the Parole Bill and intensify inmate rehabilitation programmes to enhance reintegration upon the completion of their sentences.

911. Mr. Speaker, the Ghana Police Service sustained and enhanced its peace-building efforts in conflict zones such as Yendi, Tamale, Wa, Chereponi, Bawku, Alavanyo, Nkonya, Ejura, and Akropong-Akuapem. In addition, the Service deployed personnel and logistics to Operation Calm Life, Conquered Fist, Peace Tray and Motherland as well as established Formed Police Unit (FPU) in all the 25 Police Regions to serve as rapid response teams. The Police continued the deployment of personnel and logistics to the Police Mounted Squadron and the Canine (K-9) unit to enhance Horses and Dogs patrols currently being piloted in the Greater Accra Region.

912. The Service deployed motorbike patrols which was initially launched in Greater Accra and the Upper East Regions to the remaining 23 Police Regions to increase police visibility and presence on the highways, traffic intersections and within communities not easily accessible by vehicles for crime prevention. The Service also enhanced the victim-sensitive approach in the investigation of serious offences by moving the Police services to victims of serious crimes.

913. The Service continued to train and retool the Motor Traffic and Transport Department (MTTD) and its personnel on Traffic Enforcement Strategies and the use of Modern Scientific Road Traffic equipment in all Police Regions to ensure effective Road Traffic Management.

914. Mr. Speaker, the Service commissioned and operationalised the Ghana Police Television to enhance its engagements with members of the public through maintaining regular communication on police-related issues, timely updates on crime and related offences, road traffic issues and the provision of security tips.

915. Mr. Speaker, the Police Professional Standards Bureau (PPSB) Directorate received 861 cases against police personnel, out of which 417 cases are under investigation. The Directorate completed investigations on 142 cases and subsequently submitted its findings and recommendations to the police administration.

916. The Service received 100 Toyota Hilux Pick-ups, 6 Armoured Personnel Carriers (APC), and 600 Motor Bikes to augment the fleet of the Formed Police, Visibility, and Motorbike Patrol Units to enhance their work. His Excellency the President of the Republic of Ghana commissioned 504 Housing Units at Kwabenya for the Ghana Police Service to solve the acute accommodation deficit.

917. In 2024, the Service will continue to embark on public sensitisation and intensify intelligence gathering and driver education. The Police will also continue to maintain

law and order by collaborating with all other stakeholders in law enforcement, enhance visibility patrols, extend Horses and Dogs patrols to some selected Police Regions as well as ensure continuous training and the utmost welfare of personnel.

918. Mr. Speaker, the Narcotics Control Commission (NACOC) monitored the importation of precursor chemicals and psychotropic substances, issued 98 import permits, 153 clearance permits, and conducted 80 site visits to companies dealing in these chemicals to ensure strict compliance.

919. Additionally, the Commission sensitised 235,650 individuals from 875 institutions, including schools, faith-based organisations, community-based groups, and corporate bodies. NACOC also engaged in public awareness campaigns through 16 TV and 80 radio programmes, conducted 25 public exhibitions, and visited 268 public institutions to educate them on the harmful effects of drug abuse.

920. Mr. Speaker, the Commission also intensified its efforts in surveillance and intelligence gathering, resulting in 18 individual drug seizures, the arrest of 31 suspected drug traffickers, and the successful prosecution of three drug-related cases. NACOC intercepted a total of 151.41 kg of various narcotic drugs, with cannabis accounting for 59 percent of the total drug seizures.

921. Mr. Speaker, the Ghana Immigration Service conducted day and night patrols along the borders to secure the country against irregular migration flows and migration-related crimes. The Service also conducted 5,901 inspections at various locations, such as companies, hotels, residential sites, and educational institutions, to ensure compliance with immigration laws.

922. Furthermore, the Ghana Immigration Service controlled the entry and exit of travellers, disembarking 818,246 and embarking 897,278 travellers through the approved points. A total of 158,929 permits and visas were issued to qualified applicants, while 1,220 others were refused entry into the country for not meeting the requirements. Additionally, 1,129 foreign nationals were repatriated for various offences, and 1,916 Ghanaian deportees from various countries were received.

923. Mr. Speaker, 835 persons were refused entry at their destinations for various reasons, such as insufficient funds and doubtful purpose. Also, 683 Ghanaians were refused exit from the country for not meeting the exit requirements, such as passport due for expiration in less than 6 months and visa date for travel not due. The Service in collaboration with the National Intelligence Bureau (NIB), the Ghana Refugee Board (GRB), UNHCR and some local stakeholders screened 2,781 asylum seekers in border communities including Widana, Yariga, Sanga and Pulimakom.

924. Mr. Speaker, in 2024, the Service will undertake the following programmed activities: deploy patrol and technology-based surveillance equipment and systems to entry and exit points; patrol the country's borders to ensure border security and integrity border controls and cross-border trade, extend the digital capture and storage of entry and exit data – synchronised across GIS Commands and enhance information-sharing within the GIS and with other national and international border management stakeholders.

925. Mr. Speaker, the Ghana Refugee Board (GRB) received and registered 3,780 new asylum seekers, primarily 3,218 Burkinabes in the Upper East Region. To address

the emergency, GRB acquired a 40-acre land in Tarikom, Bawku West District, establishing a reception centre with 540 emergency tents and a settlement featuring 400 semi-permanent shelters and essential amenities. The GRB also secured a 100-acre land in the Upper West Region to accommodate approximately 7,000 asylum seekers, adhering to refugee management protocols and national security measures that require moving asylum seekers away from border areas.

926. Additionally, the Board received 500 Ivorian passports from the Ivorian Government for processing by the Ghana Immigration Service to issue residence permits to former Ivorian refugees who opted for an Alternative Legal Status (ALS). Furthermore, the GRB printed and issued 159 Convention Travel Documents, 663 ID cards, and 4,468 asylum certificates to refugees.

927. Mr. Speaker, in 2024, the GRB will intensify sensitisation and community engagement efforts to relocate Burkinabe asylum seekers from border towns in the Upper East and Upper West Regions to designated areas.

928. Mr. Speaker, the Gaming Commission conducted 21 Anti-Money Laundering (AML) inspections in 11 casinos and 10 sports betting companies and undertook 79 monitoring activities in compliance with the Gaming Act. The Commission closed 7 illegal casinos in Anyinam and Asankragua.

929. In 2024, the Gaming Commission will undertake regional advocacy and public sensitisation on underage gambling, AML regulations and suspicious transaction reporting. The Commission will also continue to license duly qualified gaming operators, monitor, and inspect gaming facilities and equipment to ensure compliance with the Gaming Act and other relevant requirements.

MINISTRY OF NATIONAL SECURITY

2023 Performance and Outlook for 2024

930. Mr. Speaker, the Ministry undertook threat-awareness on violent extremism and radicalisation through sensitization and capacity-building as well as coordinated and managed pockets of internal conflicts with roots in chieftaincy matters.

931. Mr. Speaker, the Ministry will continue to train the security and intelligence operatives to meet emerging security and intelligence requirements. In addition, the Ministry will continue to promote community security awareness, enhance border management technology, and ensure peace and stability before, during and after the 2024 general elections.

OFFICE OF THE SPECIAL PROSECUTOR

2023 Performance and Outlook for 2024

932. Mr. Speaker, the Office initiated legal proceedings against public officers and private individuals, who stood accused of various corruption and corruption-related charges. The cases are currently at various levels of trial.

933. Mr. Speaker, the Office received more than 180 petitions alleging corruption and corruption related offenses. Independently, the Office launched several investigations with each progressing through different stages.

934. Mr. Speaker, the Office will continue ongoing trials at the courts and complete investigations. In addition, the office will conduct corruption risk analysis, anti-corruption assessment of legislation and draft legislation, undertake public education on corruption.

935. Mr. Speaker, the Office will deepen collaboration with other Law Enforcement and Anti-graft agencies as well as non-governmental institutions in the fight against corruption and corruption related offences.

SECTION EIGHT: CONCLUSION

936. Mr. Speaker, today, I have highlighted our collective achievements as a nation to this august House. I have also demonstrated how our investments over the last seven years have positively impacted individuals, households, businesses, and communities.

937. We have a safer country. We have a more physically and digitally connected society. We have a more educated and skilled population. Through our policy approach, the foundation for a country has been laid where: Ingenuity is being encouraged; Innovation is supported; Public service is valued; Responsibility is shared; Prosperity is shared; and Accountability for the custodianship of public resources is prioritised.

938. Mr. Speaker, this is a marked change from when I first stood before this House on 2nd March, 2017. At the time, 'dumsor' had decimated the incomes of businesses and households. The financial sector was weak and near collapse. Trained nurses had stayed home for years without employment. NHIS was in arrears for over a year. A sizable number of Ghanaians were unable to access Senior High School education. Above all, our economic prospects had dimmed considerably. I referred then to the biblical story of five loaves and two fishes to illustrate the approach in turning the economy around.

939. Mr. Speaker, I stood here in March 2017 and asked that the country's paltry 2 fishes and 5 loaves be multiplied. Indeed, as the young boy gave all he had to the multitude, so have we and the Lord, in response, has blessed our nation, and this we should not forget.

- From a nominal GDP of GH¢262 billion in 2017 to GH¢1 trillion in 2024
- Invested in the future of our children under the free SHS programme with 1,261,495 students having access to secondary education.
- Supported the poor and vulnerable through an enhanced LEAP programme by increasing the number of beneficiary households from 212,545 in 2017 to 350,000 households in 2023 with the aim of further increasing this to 450,000 over the medium term.
- Invested in providing one hot nutritious meal per day to 3,260,468 pupils in our basic schools and provided a study income stream for 32,496 caterers.
- Invested the most in the construction, rehabilitation and upgrading of major road networks across the country.
- Supported small businesses with GH¢750 million during the COVID-19 pandemic through the CAP-Buss programme and other interventions.
- Invested in making sure that all public workers were paid every month during the COVID pandemic including the teachers who were paid for all the nine months when the academic calendar was disrupted.
- Invested to strategically establish over 160 factories across all districts under the 1D1F programme
- Investing in the expansion of health infrastructure in every district under the agenda 111 initiative

940. Mr. Speaker, let me take this opportunity to recognize the strong partnership that has co-existed between the Government and organised labour. I also want to use this occasion to thank the leadership of organized labour for their positive

cooperation since 2017. Yesterday, 14th November, 2023, we successfully concluded negotiations for the 2024 Single Spine Salary Structure the base pay which culminated in a 23 percent increase in the base pay on the Single Spine Salary Structure (SSSS) across board from January to June 2024, and a readjustment to 25 percent from July 2024 to December 2024. This wouldn't have been possible without the cooperation of our Labour Unions.

941. Since then, we have stayed focused and implemented our plans. However, it has not been smooth sailing. There have been ebbs and flows. We have faced severe headwinds since March 2020. The economy has faced multiple shocks. We have not created enough jobs and food inflation remains high, creating hardship and we are committed to tackling this. However, we are re-anchoring our path, using the PC-PEG as our compass… our true North.

942. Mr. Speaker, backed by the PC-PEG, the 2023 Budget sought to restore and sustain macroeconomic stability. With hard work and the grace of God, we are on a path of stability and growth. Thankfully, a sense of a "new beginning" has taken hold.

943. Despite our remarkable progress in the last ten months, risks abound. In October, 2023, the IMF reported that global recovery remains slow, with little margin for errors. The Kenyan Finance Minister also noted in September, 2023 that "*All low and middle-income countries are walking a tightrope given the current economic constraints globally*".

944. Mr. Speaker, we are aware of these pressures and risks. So far, the implementation of the Government's PC-PEG, which addresses these pressures, is delivering the immediate intended results. We have successfully concluded the Domestic Debt Operations and are making steady progress on external debt restructuring. We are implementing the new Growth Strategy, which prioritises the completion of key transformative interventions to improve the quality of life and welfare of our people.

945. Mr. Speaker, for our future, large public spending and deficits cannot remain embedded in our policy framework. So after achieving macroeconomic stability, the gains will be anchored on enhanced fiscal responsibility rules. The IMF is already working with us to strengthen these rules in order to maintain macroeconomic stability and implement structural reforms needed to sustain the country on a strong path of economic growth and transformation.

946. To achieve a sustainable recovery, we must deepen our reforms:

- Promote private sector investment and entrepreneurship. This is why in this budget the DBG has committed about GH¢2b in private sector lending. The YouStart initiative will also commit to channel GH¢200m to our SMEs through GEA, NEIP and our commercial banks.
- Coordinate with the Bank of Ghana to bring down interest rates to single digits in the next 24 months as the inflation path improves.
- Protect the financial system and enable stronger institutions. This is why under the IMF supported program we have committed 2.6% of GDP to be deployed in phases to further strengthen the financial system and ensuring confidence. This is critical in sustaining the recovery and ensuring that both short term funding for operations and long term capital investment by the private sector are supported. In the Mid-year we committed US$750m equivalent under Ghana Financial

Stability Fund, and are making provision for an additional GH¢4 billion to address legacy issues in the financial sector.

947. Mr. Speaker, the 2024 Budget has been developed to:

- Ensure the accelerated implementation of the PC-PEG and safeguard the recent macroeconomic gains;
- Expand investments in the real sector to implement the new Growth Strategy and chart a new course;
- Consolidate and complete on-going infrastructural projects to improve productivity and welfare; and
- Mobilise climate finance to enable us build resilience and promote Climate-sensitive growth

948. The policy initiatives outlined in this Budget will also ensure Ghana remains attractive for domestic and foreign investors. The feedback from our extensive engagements with key stakeholders has informed our policy choices.

949. Mr. Speaker, we have launched the Ghana Mutual Prosperity Dialogues so that Government can work with the private sector to craft solutions that will ensure that the nation will realise a thriving and resilient economy. Crucially, we will invest in local businesses to catalyse a new wave of growth and employment that is sustainable, inclusive and impactful.

950. More importantly, the various components of the Government-owned financial ecosystem such as DBG, GCB, CBG, GIRSAL, GCX, GIIF, Venture Capital Trust Fund, GEA, NEIP, YEA, GEPA will be strengthened to enable us to address the concerns of the private sector in respect of access to credit, access to skills, labour, and raw materials.

951. Mr. Speaker, we do this knowing that the key to our prosperity is not handing out free goods and services to our underprivileged folks. Rather, it is by providing skills and finance to enable people to generate income and jobs.

952. Mr. Speaker, we continue to optimise our tourism infrastructure investments to advance our economic progress. The improvements in key tourist sites have been complemented by aggressive marketing to reposition Ghana. Next month, as in recent years, our country will expect an increase in tourists seeking to patronise the 'DECEMBER IN GH' event. This follows the successful 'Year of Return' and 'Beyond the Return' programmes launched by the President in 2019 and 2021 respectively. Our investments in CCTVs on our roads, and provision of increased logistics for the security services will continue to support these events and make them memorable.

953. These investments would also facilitate the hosting of the 13th All Africa Games in Accra, from 8th to 23rd March, 2024. The occasion will spotlight Ghana as a leading sporting venue in Africa and highlight our organisational capital for sporting events in the future.

954. In addition, Ghana has strategically positioned itself to mobilise climate financing, and champion a fit-for-climate global financial architecture as Chair of the Climate

Vulnerable Forum and the Vulnerable Twenty Group (V20). The vehicles being explored include-

- Sustainable Use of Natural Resources and Energy Finance (SUNREF) in Ghana;
- Climafintrack climate financing tracking tool;
- Sustainable Financing Framework;
- Digitisation of Payments in the Cocoa Supply Chain;
- Environmental and Fiscal Reform; and
- Engagements with the Green Climate Fund.

955. Mr. Speaker, a new and exciting opportunity is Ghana's newfound wealth in lithium and graphite, which will be extracted in line with the Green Minerals Policy, to support our energy transition.

956. On 19th October, 2023, Government granted its first concession for the mining of lithium, which is guaranteed to be a major contributor to Ghana's GDP from 2025. On the Atlantic Lithium mining project, which is projected to produce some 360,000 tonnes of lithium a year, Government has negotiated a 10 percent royalty and a record-high 13 percent free carried interest for the State. The company will also pay one percent of its revenue and another one percent for the Growth and Stabilisation Levy.

957. Mr. Speaker, in addition, the Minerals Income Investment Fund, has acquired a 6 percent contributing interest in Atlantic Lithium's Ghana Portfolio. This will lead us to a new negotiation posture for future extractive industry investments.

958. Mr. Speaker, in line with Government localisation policy, Atlantic Lithium would list on the Ghana Stock Exchange to further enhance and deepen local participation. Also, a study to assess the economic benefits of the downstream conversion of lithium in Ghana, including the local use of feldspar and kaolin for ceramics and other products, has commenced and the findings will be submitted to Government by end of February 2024.

959. Mr. Speaker, we are in a better place than we were before. The nation has been positively impacted and positioned to harness its prospects. We must move forward courageously. For as **2 Timothy 1:7** counsels, "God has not given us the spirit of fear; but of courage, and of love, and of a sound mind".

960. It is in this same vein of courage and power, that we have forged a path of resilience since 2017. It is important to recall that despite the 'poly-crises' since March 2020, we have, together, taken a GDP of **GH¢219.5 billion** in 2016 and almost quadrupled it. We are crossing the **GH¢1 Trillion GDP mark** this year.

961. A key lesson from this leap since 2017 is for us to eschew unfounded pessimism. We have shown that **it is possible**. We should be collectively proud of ourselves and the can-do-spirit of our people. We have proven that **a lot more is possible,** if we stay the course and believe in a future of immense possibilities**.**

962. To realise our common aspiration, Mr. Speaker, we must continue to speak in our language. This is Ghana: A nation united in diversity. A resilient nation on the path

to manifest destiny. Every opportunity to safeguard our progress must be protected by adherence to the exhortation of Genesis 11:6.

963. Mr. Speaker, I present to you the "**NKUNIM**" Budget. A people with a manifest destiny for greatness. We are resilient and we shall prevail, because the Battle is still the Lords.

964. God bless our homeland Ghana and make us steadfast to build together a nation strong in Unity.

965. Mr. Speaker, I so move.

APPENDICES

Appendix 1A: Gross Domestic Product (GDP) at Constant 2013 Prices by Economic Activity (Gh¢ Million)

S/N	ITEMS	2016	2017	2018	2019	2020	2021*	2022**	2023**	2024**	2025**	2026**	2027**
1.	**AGRICULTURE**	**26,824**	**28,491**	**29,880**	**31,271**	**33,549**	**36,386**	**37,898**	**39,109**	**40,283**	**42,297**	**44,412**	**46,632**
1.01	Crops	19,788	21,207	22,447	23,636	25,677	27,963	29,025	30,041	30,942	32,489	34,113	35,819
	o.w. Cocoa	2,318	2,531	2,625	2,768	2,807	3,099	3,126	3,148	3,243	3,405	3,575	3,754
1.02	Livestock	3,564	3,766	3,969	4,184	4,412	4,653	4,909	5,106	5,259	5,522	5,798	6,088
1.03	Forestry and Logging	1,960	2,026	2,073	2,037	1,846	1,927	1,959	1,979	2,038	2,140	2,247	2,359
1.04	Fishing	1,513	1,492	1,391	1,414	1,614	1,843	2,005	1,985	2,044	2,146	2,254	2,366
2.	**INDUSTRY**	**45,285**	**52,355**	**57,854**	**61,537**	**60,001**	**59,714**	**60,267**	**59,521**	**61,749**	**64,351**	**67,700**	**71,085**
2.01	Mining and Quarrying	15,004	19,619	24,192	27,240	24,737	21,722	23,473	23,562	25,032	26,092	27,643	29,025
	o.w. Oil & Gas	6,255	11,279	12,175	13,932	13,288	11,617	10,843	10,246	11,704	12,098	12,879	13,523
	o.w. Gold	8,134	7,835	9,701	9,815	8,621	5,927	7,842	8,100	8,494	8,554	8,603	8,613
2.02	Manufacturing	15,723	17,219	17,933	19,066	19,431	21,013	20,492	20,287	20,794	21,667	22,686	23,820
2.03	Electricity	1,506	1,799	1,898	2,012	2,210	2,385	2,306	2,375	2,423	2,524	2,643	2,775
2.04	Water and Sewerage	748	793	765	731	747	941	895	850	867	903	946	993
2.05	Construction	12,303	12,926	13,067	12,488	12,876	13,653	13,102	12,447	12,633	13,164	13,783	14,472
3.	**SERVICES**	**56,191**	**58,128**	**59,761**	**64,317**	**64,754**	**70,820**	**74,725**	**78,186**	**79,698**	**83,045**	**86,956**	**91,304**
3.01	Trade; Repair Of Vehicles, Household Goods	14,168	15,331	15,754	16,330	15,856	16,861	17,077	17,094	17,471	18,204	19,062	20,015
3.02	Hotels and Restaurants	5,052	5,439	5,612	5,950	3,749	3,925	3,886	3,890	3,976	4,143	4,338	4,555
3.03	Transport and Storage	7,747	8,440	8,533	8,903	9,270	9,933	10,395	10,810	11,048	11,512	12,055	12,657
3.04	Information and communication	2,987	3,112	3,520	5,158	6,267	8,252	9,882	11,660	11,917	12,417	13,002	13,652
3.05	Financial and Insurance Activities	8,707	7,165	6,577	6,681	7,299	7,474	7,898	8,530	8,717	9,083	9,511	9,987
3.06	Real Estate	1,245	1,292	1,208	1,448	1,617	1,762	1,627	1,692	1,760	1,834	1,920	2,016
3.07	Professional, Administrative & Support Service activities	1,734	1,784	1,788	1,879	1,764	1,955	1,742	1,846	1,920	2,001	2,095	2,200
3.08	Public Administration & Defence; Social Security	4,693	4,889	5,099	5,287	5,816	7,301	7,746	7,901	7,980	8,315	8,707	9,142
3.09	Education	5,406	5,747	5,973	6,535	7,045	6,772	7,461	7,610	7,686	8,009	8,386	8,805
3.10	Health and Social Work	2,756	3,145	3,854	4,256	4,507	4,847	5,295	5,401	5,455	5,684	5,951	6,249
3.11	Other Service Activities	1,696	1,786	1,842	1,890	1,565	1,739	1,716	1,751	1,768	1,842	1,929	2,026
4.	**GDP at basic prices**	**128,300**	**138,974**	**147,496**	**157,125**	**158,304**	**166,920**	**172,889**	**176,816**	**181,730**	**189,693**	**199,068**	**209,021**
	Net indirect Taxes	6,859	7,172	7,711	8,182	7,853	7,672	7,076	7,236	7,437	7,763	8,151	8,559
5.	**GDP in purchasers' value**	**135,159**	**146,146**	**155,207**	**165,308**	**166,157**	**174,592**	**179,966**	**184,052**	**189,167**	**197,456**	**207,219**	**217,580**
	o.w. Informal GDP at purchasers' value	39,156	41,562	42,648	45,156	44,805	46,831	48,812	50,387	52,201	54,131	56,567	59,056
6.	**Non-Oil GDP**	**128,904**	**134,867**	**143,032**	**151,375**	**152,869**	**162,975**	**169,123**	**173,806**	**177,463**	**185,357**	**194,340**	**204,057**

* Provisional

** Projection

Appendix 1B: Gross Domestic Product (GDP) at Constant Market Prices by Economic Activity (Gh¢ Million)

S/N	ITEMS	2016	2017	2018	2019	2020	2021*	2022**	2023**	2024**	2025**	2026**	2027**
1.	**AGRICULTURE**	**45,773**	**51,408**	**55,967**	**61,765**	**73,896**	**90,758**	**119,393**	**170,766**	**212,415**	**248,507**	**281,546**	**319,273**
1.01	Crops	34,965	39,730	43,801	48,925	59,816	74,173	100,601	144,299	179,493	209,991	237,909	269,789
	o.w. Cocoa	5,028	5,490	5,694	5,793	6,627	9,364	10,640	14,848	18,470	21,608	24,481	27,761
1.02	Livestock	4,583	4,987	5,288	5,655	6,134	7,080	7,510	10,824	13,464	15,752	17,846	20,237
1.03	Forestry and Logging	3,483	3,988	4,168	4,257	4,395	4,947	5,902	8,261	10,275	12,021	13,619	15,444
1.04	Fishing	2,742	2,703	2,710	2,929	3,551	4,557	5,381	7,382	9,183	10,743	12,171	13,802
2.	**INDUSTRY**	**60,813**	**78,714**	**96,211**	**110,913**	**117,099**	**131,145**	**195,226**	**257,121**	**316,827**	**362,473**	**405,860**	**452,499**
2.01	Mining and Quarrying	16,851	26,268	39,296	47,460	41,715	41,582	78,464	98,896	121,621	135,839	149,829	162,160
	o.w. Oil & Gas	1,027	9,023	16,971	21,335	13,793	21,082	32,939	49,912	71,571	82,214	88,785	92,936
	o.w. Gold	13,965	15,189	19,773	22,737	27,233	18,636	42,904	48,486	46,830	50,367	51,032	56,204
2.02	Manufacturing	23,761	26,680	31,229	36,229	42,929	50,257	70,553	96,799	119,824	139,115	157,160	178,220
2.03	Electricity	3,522	4,435	4,221	4,377	4,808	5,458	5,311	7,582	9,339	10,843	12,249	13,891
2.04	Water and Sewerage	1,846	2,324	2,212	2,294	2,539	3,931	5,316	6,998	8,621	10,009	11,307	12,822
2.05	Construction	14,833	19,007	19,252	20,552	25,108	29,916	35,581	46,845	57,422	66,667	75,315	85,407
3.	**SERVICES**	**96,437**	**114,272**	**134,786**	**160,948**	**177,111**	**209,249**	**256,449**	**367,279**	**452,862**	**525,772**	**594,028**	**673,628**
3.01	Trade; Repair Of Vehicles, Household Goods	29,505	35,315	44,713	53,766	62,201	73,634	99,780	138,281	170,671	198,149	223,873	253,872
3.02	Hotels and Restaurants	7,417	9,453	10,807	12,473	8,716	10,013	11,640	16,132	19,911	23,116	26,117	29,617
3.03	Transport and Storage	13,259	17,294	21,083	23,530	26,567	32,685	36,021	51,917	64,078	74,395	84,053	95,316
3.04	Information and Communication	4,473	5,237	7,056	10,177	13,807	17,745	21,102	34,509	42,592	49,449	55,868	63,355
3.05	Financial and Insurance activities	13,359	11,876	11,613	12,637	14,363	15,770	17,290	25,879	31,941	37,083	41,897	47,512
3.06	Real Estate	3,556	5,700	6,263	9,006	10,087	11,297	11,755	16,943	21,280	24,706	27,914	31,654
3.07	Professional, Administrative & Support Service activities	3,229	3,813	4,284	5,016	5,169	5,986	7,459	10,958	13,763	15,979	18,053	20,472
3.08	Public Administration & Defence; Social Security	6,990	8,436	9,942	11,643	14,237	18,698	21,863	30,905	37,696	43,765	49,447	56,073
3.09	Education	7,826	9,129	10,076	12,155	11,255	10,987	13,270	18,758	22,880	26,563	30,012	34,033
3.10	Health and Social Work	4,112	5,101	5,999	7,234	7,704	8,860	11,666	16,490	20,114	23,352	26,384	29,919
3.11	Other Service Activities	2,710	2,918	2,948	3,312	3,005	3,573	4,603	6,506	7,936	9,214	10,410	11,805
4.	**GDP at basic prices**	**203,023**	**244,394**	**286,964**	**333,626**	**368,106**	**431,152**	**571,068**	**795,167**	**982,104**	**1,136,752**	**1,281,434**	**1,445,400**
	Net indirect Taxes	16,572	18,404	21,623	22,918	23,835	30,543	39,155	55,489	68,874	80,103	90,752	102,913
5.	**GDP in purchasers' value**	**219,595**	**262,798**	**308,587**	**356,544**	**391,941**	**461,695**	**610,222**	**850,656**	**1,050,978**	**1,216,854**	**1,372,186**	**1,548,313**
	o.w. Informal GDP at purchasers' value	64,479	73,501	72,915	89,582	101,414	118,879	156,752	218,426	271,076	311,783	351,497	396,320
6.	**Non-Oil GDP**	**218,568**	**253,775**	**291,616**	**335,210**	**378,148**	**440,613**	**577,283**	**800,743**	**979,408**	**1,134,640**	**1,283,401**	**1,455,377**

* Provisional

** Projection

Appendix 1C: Gross Domestic Product (GDP) at Current Market Prices by Economic Activity (Gh¢ Million)

S/N	ITEMS	2016	2017	2018	2019	2020	2021*	2022**	2023**	2024**	2025**	2026**	2027**
1.	**AGRICULTURE**	**2.7**	**6.2**	**4.9**	**4.7**	**7.3**	**8.5**	**4.2**	**3.2**	**3.0**	**5.0**	**5.0**	**5.0**
1.01	Crops	2.2	7.2	5.8	5.3	8.6	8.9	3.8	3.5	3.0	5.0	5.0	5.0
	o.w. Cocoa	-7.0	9.2	3.7	5.4	1.4	10.4	0.9	0.7	3.0	5.0	5.0	5.0
1.02	Livestock	5.4	5.7	5.4	5.4	5.4	5.5	5.5	4.0	3.0	5.0	5.0	5.0
1.03	Forestry and Logging	2.9	3.4	2.4	-1.7	-9.4	4.4	1.7	1.0	3.0	5.0	5.0	5.0
1.04	Fishing	3.1	-1.4	-6.8	1.7	14.1	14.2	8.8	-1.0	3.0	5.0	5.0	5.0
2.	**INDUSTRY**	**4.3**	**15.6**	**10.5**	**6.4**	**-2.5**	**-0.5**	**0.9**	**-1.2**	**3.7**	**4.2**	**5.2**	**5.0**
2.01	Mining and Quarrying	-0.2	30.8	23.3	12.6	-9.2	-12.2	8.1	0.4	6.2	4.2	5.9	5.0
	o.w. Oil & Gas	-15.6	80.3	7.9	14.4	-4.6	-12.6	-6.7	-5.5	14.2	3.4	6.5	5.0
	o.w. Gold	17.2	-3.7	23.8	1.2	-12.2	-31.2	32.3	3.3	4.9	0.7	0.6	0.1
2.02	Manufacturing	7.9	9.5	4.1	6.3	1.9	8.1	-2.5	-1.0	2.5	4.2	4.7	5.0
2.03	Electricity	-5.8	19.4	5.5	6.0	9.9	7.9	-3.3	3.0	2.0	4.2	4.7	5.0
2.04	Water and Sewerage	-11.8	6.1	-3.6	-4.4	2.2	26.0	-4.9	-5.0	2.0	4.2	4.7	5.0
2.05	Construction	8.4	5.1	1.1	-4.4	3.1	6.0	-4.0	-5.0	1.5	4.2	4.7	5.0
3.	**SERVICES**	**2.8**	**3.4**	**2.8**	**7.6**	**0.7**	**9.4**	**5.5**	**4.6**	**1.9**	**4.2**	**4.7**	**5.0**
3.01	Trade; Repair of Vehicles, Household Goods	-0.4	8.2	2.8	3.7	-2.9	6.3	1.3	0.1	2.2	4.2	4.7	5.0
3.02	Hotels and Restaurants	2.3	7.6	3.2	6.0	-37.0	4.7	-1.0	0.1	2.2	4.2	4.7	5.0
3.03	Transport and Storage	1.1	8.9	1.1	4.3	4.1	7.2	4.7	4.0	2.2	4.2	4.7	5.0
3.04	Information and communication	5.6	4.2	13.1	46.5	21.5	31.7	19.7	18.0	2.2	4.2	4.7	5.0
3.05	Financial and Insurance Activities	8.0	-17.7	-8.2	1.6	9.3	2.4	5.7	8.0	2.2	4.2	4.7	5.0
3.06	Real Estate	3.2	3.8	-6.5	19.9	11.7	8.9	-7.6	4.0	4.0	4.2	4.7	5.0
3.07	Professional, Administrative & Support Servi	-4.2	2.9	0.3	5.1	-6.2	10.8	-10.9	6.0	4.0	4.2	4.7	5.0
3.08	Public Administration & Defence; Social Secu	8.9	4.2	4.3	3.7	10.0	25.5	6.1	2.0	1.0	4.2	4.7	5.0
3.09	Education	2.3	6.3	3.9	9.4	7.8	-3.9	10.2	2.0	1.0	4.2	4.7	5.0
3.10	Health and Social Work	4.0	14.1	22.6	10.4	5.9	7.6	9.2	2.0	1.0	4.2	4.7	5.0
3.11	Other Service Activities	-0.1	5.3	3.1	2.6	-17.2	11.1	-1.3	2.0	1.0	4.2	4.7	5.0
4.	**GDP at basic prices**	**3.3**	**8.3**	**6.1**	**6.5**	**0.8**	**5.4**	**3.6**	**2.3**	**2.8**	**4.4**	**4.9**	**5.0**
	Net indirect Taxes	4.8	4.6	7.5	6.1	-4.0	-2.3	-7.8	2.3	2.8	4.4	5.0	5.0
5.	**GDP in purchasers' value**	**3.4**	**8.1**	**6.2**	**6.5**	**0.5**	**5.1**	**3.1**	**2.3**	**2.8**	**4.4**	**4.9**	**5.0**
	o.w. Informal GDP at purchasers' value	**2.7**	**6.1**	**2.6**	5.9	-0.8	4.5	4.2	3.2	3.6	3.7	4.5	4.4
6.	**Non-Oil GDP**	**4.5**	**4.6**	**6.1**	**5.8**	**1.0**	**6.6**	**3.8**	**2.8**	**2.1**	**4.4**	**4.8**	**5.0**

* Provisional

** Projection

Appendix 1D: Quarterly Real GDP Value Added (GH₵ Million)

S/N	Sector/ Subsectors	2022_Q1*	2022_Q2*	2022_Q3*	2022_Q4*	2023_Q1*	2023_Q2**	2023 H1
1.	**AGRICULTURE**	**4.6**	**4.0**	**4.6**	**3.6**	**6.4**	**6.0**	**6.3**
1.01	Crops	3.9	3.8	4.0	3.6	7.2	6.3	6.8
	o.w. Cocoa	1.6	1.6	1.8	-0.2	0.1	1.2	0.4
1.02	Livestock	5.6	5.8	5.8	5.1	6.6	6.9	6.8
1.03	Forestry and Logging	-0.5	-0.2	4.7	2.8	1.5	-4.2	-1.4
1.04	Fishing	26.1	7.8	10.0	-1.5	-3.3	12.2	4.9
2.	**INDUSTRY**	**-0.2**	**4.3**	**1.0**	**-1.0**	**-2.6**	**-1.9**	**-2.2**
2.01	Mining and Quarrying	-2.1	6.4	14.9	13.4	-2.3	3.5	0.6
	o.w. Oil & Gas	-7.4	-14.0	-5.8	-5.3	-15.7	2.9	-7.2
2.02	Manufacturing	2.1	6.1	-7.4	-9.6	-1.5	-0.5	-1.1
2.03	Electricity	7.2	-2.2	-3.9	-12.8	3.5	-5.1	-0.7
2.04	Water and Sewerage	3.5	-2.7	-3.0	-13.4	-6.7	-3.3	-4.9
2.05	Construction	-2.6	0.4	-7.0	-7.1	-6.0	-11.7	-8.9
3.	**SERVICES**	**4.9**	**5.2**	**4.3**	**7.6**	**6.3**	**6.3**	**6.3**
3.01	Trade; Repair of Vehicles, Household Goods	2.7	1.2	-2.4	2.6	-2.7	-5.3	-3.6
3.02	Hotels and Restaurants	-1.4	3.6	-6.4	2.4	2.1	3.4	2.4
3.03	Transport and Storage	6.4	1.7	6.4	3.9	7.1	6.0	6.6
3.04	Information and communication	28.5	12.4	18.4	20.5	20.2	26.4	23.2
3.05	Financial and Insurance Activities	4.2	4.3	5.1	8.6	8.6	0.4	4.3
3.06	Real Estate	-2.6	-5.7	-6.6	-13.4	5.7	4.2	4.8
3.07	Professional, Administrative & Support Service activities	-12.8	-11.0	-12.1	-7.7	7.9	3.5	4.5
3.08	Public Administration & Defence; Social Security	-3.3	8.0	4.3	15.7	9.9	6.8	8.3
3.09	Education	4.6	13.2	10.2	12.3	9.5	5.4	7.3
3.10	Health and Social Work	5.6	12.7	8.1	10.5	13.0	11.0	11.9
3.11	Other Service Activities	1.6	0.5	-8.6	0.9	6.1	5.5	5.8
4.	**Overall GDP**	**2.4**	**3.5**	**2.7**	**3.7**	**3.3**	**3.2**	**3.2**
5.	**Non-Oil GDP**	**3.1**	**4.8**	**3.3**	**4.3**	**4.4**	**3.2**	**3.9**

*Revised

**Provisional

Appendix 2A: Summary of Central Government Operations - 2024

In GH¢ unless otherwise stated	2023 Revised Budget	2023 Prog Jan-August	2023 Prov Jan- August	2023 Proj Q1-Q4
I. REVENUES			0.4	
Total Revenue & Grants	**134,912,606,013**	**82,181,588,651**	**79,091,201,981**	**133,875,133,907**
(per cent of GDP)	15.8	9.6	9.3	15.7
Domestic Revenue	**132,438,418,310**	**80,673,991,883**	**77,984,128,995**	**131,400,946,204**
Tax Revenue	**108,481,763,898**	**65,025,260,179**	**63,472,311,842**	**107,648,604,877**
Taxes on Income and Property	**52,875,516,633**	**31,504,197,499**	**30,345,465,647**	**51,835,623,542**
Personal	18,740,031,919	11,275,068,455	11,027,610,999	17,269,288,991
Company Taxes	22,741,189,104	12,060,299,154	12,440,262,640	22,741,189,104
Company Taxes on Oil	3,702,887,178	3,294,940,064	1,833,470,049	3,428,599,239
Other Direct Taxes	7,691,408,433	4,873,889,826	5,044,121,959	8,396,546,208
Taxes on Domestic Goods and Services	**47,572,632,268**	**28,903,688,486**	**28,489,911,233**	**47,015,581,296**
Excises	6,520,752,485	4,050,502,359	3,658,823,908	6,312,908,889
VAT	26,180,027,573	15,875,176,706	15,559,863,291	26,197,999,692
National Health Insurance Levy (NHIL)	5,129,006,911	3,142,490,540	3,419,280,210	5,112,388,316
GETFund Levy	5,129,006,911	3,142,542,420	3,420,215,956	5,113,446,057
Communication Service Tax	938,050,102	609,789,719	438,938,966	734,818,862
E-Transaction Levy	1,111,284,831	708,472,555	628,926,882	1,032,207,993
Covid-19 Health Levy	2,564,503,455	1,374,714,186	1,363,862,021	2,511,811,487
International Trade Taxes	**14,617,669,695**	**8,462,944,516**	**8,632,220,640**	**15,320,222,900**
Import Duties	14,617,669,695	8,462,944,516	8,632,220,640	15,320,222,900
Tax Refunds	**-6,584,054,698**	**-3,845,570,321**	**-3,995,285,679**	**-6,522,822,861**
Social Contributions	**666,770,898**	**433,694,341**	**565,000,000**	**663,511,345**
Non-Tax Revenue	17,769,457,093	12,138,511,434	11,232,465,199	17,595,390,531
Other Revenue	5,520,426,421	3,076,525,928	2,714,351,954	5,493,439,451
Grants	**2,474,187,703**	**1,507,596,767**	**1,107,072,986**	**2,474,187,703**
Project Grants	1,887,087,703	1,214,046,767	1,107,072,986	1,887,087,703
Programme Grants	587,100,000	293,550,000	0	587,100,000
II. EXPENDITURE	**189,864,039,275**	**122,392,633,144**	**104,522,348,928**	**178,968,496,338**
Total Expenditure	**183,864,039,275**	**121,772,632,802**	**96,584,570,185**	**172,968,496,338**
(percent of GDP)	21.5	14.2	11.3	20.3
Compensation of Employees	51,346,295,029	34,253,039,278	32,388,403,349	51,211,922,878
Wages & Salaries	45,020,519,839	30,013,679,893	28,804,172,371	44,886,147,689
(percent of GDP)	5.3	3.5	3.4	5.3
Social Contributions	6,325,775,190	4,239,359,386	3,584,230,978	6,325,775,190
Use of Goods and Services	8,578,823,367	6,404,129,816	8,348,847,374	11,811,279,375
Interest Payment	44,866,243,609	31,717,593,820	19,969,019,080	34,772,821,840
Domestic	27,796,680,847	19,417,335,709	18,669,127,305	25,065,107,091
External	17,069,562,762	12,300,258,110	1,299,891,776	9,707,714,748
Subsidies	350,548,297	137,972,275	37,141,522	211,213,653
Grants to Other Government Units	30,996,290,530	19,076,818,564	19,026,575,281	28,867,907,071
Social Benefits	545,070,000	272,535,000	221,691,204	395,070,000
Other Expenditure	26,739,907,256	14,503,986,035	6,656,289,701	27,084,608,127
o/w Energy Sector Payment Shortfalls	23,652,600,000	12,867,037,697	4,391,923,072	23,997,300,871
Capital Expenditure	20,440,861,187	15,406,558,014	9,936,602,674	18,613,673,394
Domestic Financed	10,537,633,612	6,276,425,478	2,743,956,909	9,394,814,230
Foreign Financed	9,903,227,574	9,130,132,537	7,192,645,765	9,218,859,164
Other Outstanding Expenditure Claims	**0**	**0**	**0**	**0**
Discrepancy	**0**	**0**	**-8,036,772,714**	**0**
Overall Balance (Commitment, discrepancy)	**-48,951,433,261**	**-39,591,044,151**	**-17,493,368,204**	**-39,093,362,431**
(percent of GDP)	-5.7	-4.6	-2.0	-4.6
Primary Balance (Commitment, discrepancy)	**-4,085,189,652**	**-7,873,450,331**	**2,475,650,877**	**-4,320,540,591**
(percent of GDP)	-0.5	-0.9	0.3	-0.5
Payables/Arrears Clearance (Net)	**-6,000,000,000**	**-4,979,159,524**	**-531,840,353**	**-6,000,000,000**
o/w Clearance of Arrears	-6,000,000,000	-4,979,159,524	-8,794,707,926	-6,000,000,000
o/w Payables build-up	**0**	**0**	**8,262,867,573**	**0**
o/w Chanage in payables build-up reported in GIFMIS	**0**	0	8,262,867,573	0
o/w Unreleased Claims	0	0	0	0
o/w Energy	0	0	0	0
Overall balance (incl. Divestiture and Discrepancy)	**-54,951,433,261**	**-44,570,203,675**	**-18,025,208,557**	**-45,093,362,431**

Appendix 2A: Summary of Central Government Operations

In GH¢ unless otherwise stated	2023 Revised Budget	2023 Prog Jan-August	2023 Prov Jan- August	2023 Proj Q1-Q4
Financing	**54,951,433,261**	**44,570,203,675**	**26,061,981,271**	**45,093,362,431**
Foreign (net)	**8,973,264,880**	**2,428,169,146**	**4,227,344,150**	**8,498,481,352**
Borrowing	25,116,139,871	14,756,085,769	7,585,572,779	24,060,063,580
Project Loans	8,016,139,871	7,916,085,769	6,085,572,779	7,331,771,460
Programme Loans	17,100,000,000	6,840,000,000	1,500,000,000	16,728,292,119
Sovereign (Eurobonds, Green Bonds, Term Loans, Others)	0	0	0	0
Amortisation (due)	-16,142,874,991	-12,327,916,623	-3,358,228,629	-15,561,582,228
Exceptional Financing/Other Financing Sources	**0**	**0**	**0**	**0**
IMF	0	0	0	0
Others/IMF SDR	0	0	0	0
Domestic (net)	**46,871,760,392**	**42,947,309,175**	**21,884,739,579**	**37,438,517,143**
Banking	46,871,760,392	42,947,309,175	11,968,686,401	28,876,597,395
Bank of Ghana[1]	0	0	3,853,604,611	0
o/w SDR	0	0	0	0
Comm. Banks	46,871,760,392	42,947,309,175	8,115,081,789	28,876,597,395
o/w GoG support to GFSF				
Non-banks	0	0	5,243,871,304	8,561,919,748
Other Domestic	**0**	**0**	**4,672,181,874**	**0**
o/w from Ghana Stabilisation Fund	0	0	0	0
o/w Capitalised Interest from DDEP	0	0	4,792,699,431	0
o/w Domestic Standard Loan	0	0	-120,517,557	0
Other Financing	0	0	0	0
Ghana Petroleum Funds	**-724,534,063**	**-652,925,388**	**-50,102,458**	**-684,029,241**
Transfer to Ghana Petroleum Funds	-2,415,113,543	-2,176,417,961	-1,481,326,973	-2,280,097,471
o/w Stabilisation Fund	-1,690,579,480	-1,523,492,573	-1,036,928,881	-1,596,068,230
o/w Heritage Fund	-724,534,063	-652,925,388	-444,398,092	-684,029,241
Net Transfer from Ghana Stabilisation Fund	1,690,579,480	1,523,492,573	1,431,224,515	1,596,068,230
Sinking Fund	-169,057,948	-152,349,257	0	-159,606,823
Contingency Fund	0	0	0	0
Memorandum items				
Domestic Revenue	132,438,418,310	80,673,991,883	77,984,128,995	131,400,946,204
(percent of GDP)	15.5	9.4	9.1	15.4
Domestic expenditure	129,094,568,091	80,924,906,445	77,459,678,053	128,976,815,334
(percent of GDP)	15.1	9.5	9.1	15.2
Domestic Primary Balance	3,343,850,219	-250,914,562	524,450,942	2,424,130,870
(percent of GDP)	0.4	0.0	0.1	0.3
Primary Balance (Commitment, discrepancy)	-4,085,189,652	-7,873,450,331	-5,561,121,837	-4,320,540,591
(percent of GDP)	-0.5	-0.9	-0.7	-0.5
Primary Balance (Cash)	-10,085,189,652	-12,852,609,855	-6,092,962,191	-10,320,540,591
(percent of GDP)	-1.2	-1.5	-0.7	-1.2
Non-oil Primary Balance	-21,583,826,435	-22,773,472,538	-12,797,211,787	-21,369,123,801
(percent of GDP)	-2.5	-2.7	-1.5	-2.5
Overall Balance (Commitment, discrepancy)	-48,951,433,261	-39,591,044,151	-25,431,146,947	-39,093,362,431
(percent of GDP)	-5.7	-4.6	-3.0	-4.6
Overall Balance (Cash, discrepancy)	-54,951,433,261	-44,570,203,675	-26,061,981,271	-45,093,362,431
(percent of GDP)	-6.4	-5.2	-3.0	-5.3
Oil Revenue	11,498,636,783	9,920,862,683	6,704,249,597	11,048,583,210
(percent of GDP)	1.3	1.2	0.8	1.3
Non-Oil Revenue and Grants	123,413,969,230	72,260,725,968	72,386,952,384	122,826,550,697
(percent of GDP)	14.4	8.5	8.5	14.4
Benchmark Oil Revenue	8,050,378,477	7,254,726,538	4,937,756,578	7,600,324,904
(percent of GDP)	0.9	0.8	0.6	0.9
Annual Budget Funding Amount (ABFA)	5,635,264,934	5,078,308,576	3,456,429,605	5,320,227,433
(percent of GDP)	0.7	0.6	0.4	0.6
Nominal GDP	**854,834,485,106**	**854,834,485,106**	**854,834,485,106**	**850,655,570,144**
Non-Oil Nominal GDP	**803,093,335,992**	**803,093,335,992**	**803,093,335,992**	**800,743,081,415**

Appendix 2B: Economic Classification of Central Gov't Revenue - 2023

In GH¢ unless otherwise stated	2023 Revised Budget	2023 Prog Jan-August	2023 Prov Jan- August	2023 Proj Q1-Q4
TAX REVENUE	**108,481,763,898**	**65,025,260,179**	**63,472,311,842**	**107,648,604,877**
TAXES ON INCOME & PROPERTY	**52,875,516,633**	**31,504,197,499**	**30,345,465,647**	**51,835,623,542**
Personal	18,740,031,919	11,275,068,455	11,027,610,999	17,269,288,991
PAYE	17,827,056,108	10,710,653,590	10,365,146,416	16,356,313,181
Self Employed	912,975,810	564,414,865	662,464,583	912,975,810
Companies	22,741,189,104	12,060,299,154	12,440,262,640	22,741,189,104
Company Taxes on Oil	3,702,887,178	3,294,940,064	1,833,470,049	3,428,599,239
Others	7,691,408,433	4,873,889,826	5,044,121,959	8,396,546,208
Other Direct Taxes	5,143,995,313	3,669,921,760	3,810,626,098	6,341,135,859
o/w Royalties from Oil	2,169,037,578	1,843,285,836	1,646,764,887	2,029,114,149
o/w Mineral Royalties	2,564,503,455	1,575,944,015	1,918,408,292	2,504,974,236
Growth and Sustainability Levy	1,111,284,831	384,619,937	317,901,124	585,038,028
Finsec clean-up Levy	228,057,164	111,715,332	158,837,046	366,528,749
Airport Tax	1,208,071,126	707,632,798	756,757,691	1,103,843,572
TAXES ON DOMESTIC GOODS AND SERVICES	**47,572,632,268**	**28,903,688,486**	**28,489,911,233**	**47,015,581,296**
Excises	**6,520,752,485**	**4,050,502,359**	**3,658,823,908**	**6,312,908,889**
Excise Duty	1,391,745,574	607,421,201	568,370,414	1,284,294,377
Petroleum Tax	5,129,006,911	3,443,081,157	3,090,453,494	5,028,614,511
o/w Energy Fund levy	63,540,000	40,436,324	31,524,602	53,069,363
o/w Road Fund levy	2,651,640,000	1,732,740,208	1,491,794,351	2,362,755,960
VAT	**26,180,027,573**	**15,875,176,706**	**15,559,863,291**	**26,197,999,692**
Domestic	16,096,689,702	9,140,832,043	8,631,109,459	15,875,051,604
External	10,083,337,871	6,734,344,663	6,928,753,832	10,322,948,088
National Health Insurance Levy (NHIL)	**5,129,006,911**	**3,142,490,540**	**3,419,280,210**	**5,112,388,316**
Customs Collection	2,051,602,764	1,301,229,618	1,058,604,062	1,651,471,316
Domestic Collection	3,077,404,146	1,841,260,922	2,360,676,148	3,460,917,000
GETFund Levy	**5,129,006,911**	**3,142,542,420**	**3,420,215,956**	**5,113,446,057**
Customs Collection	2,051,602,764	1,301,281,498	1,059,541,608	1,652,530,857
Domestic Collection	3,077,404,146	1,841,260,922	2,360,674,348	3,460,915,200
Communication Service Tax	**938,050,102**	**609,789,719**	**438,938,966**	**734,818,862**
E-Transaction Levy	**1,111,284,831**	**708,472,555**	**628,926,882**	**1,032,207,993**
Covid-19 Health Levy	**2,564,503,455**	**1,374,714,186**	**1,363,862,021**	**2,511,811,487**
TAXES ON INTERNATIONAL TRADE	**14,617,669,695**	**8,462,944,516**	**8,632,220,640**	**15,320,222,900**
Imports	**14,617,669,695**	**8,462,944,516**	**8,632,220,640**	**15,320,222,900**
Import Duty	14,617,669,695	8,462,944,516	8,632,220,640	15,320,222,900
Tax Refunds	**-6,584,054,698**	**-3,845,570,321**	**-3,995,285,679**	**-6,522,822,861**
SOCIAL CONTRIBUTIONS	**666,770,898**	**433,694,341**	**565,000,000**	**663,511,345**
NON-TAX REVENUE	**17,769,457,093**	**12,138,511,434**	**11,232,465,199**	**17,595,390,531**
Retention	10,627,615,268	6,372,960,062	7,020,472,738	10,606,573,456
Lodgement	7,141,841,825	5,765,551,372	4,211,992,461	6,988,817,075
Fees & Charges	941,894,247	610,787,635	642,602,718	930,138,107
Dividend/Interest & Profits (Others)	403,690,462	261,198,735	173,813,219	233,510,993
Dividend/Interest & Profits from Oil	5,618,335,427	4,776,814,373	3,182,585,854	5,537,323,913
Surface Rentals from Oil/PHF Interest	8,376,600	5,822,410	41,428,806	53,545,909
Property Rate Collection	0	0	0	0
Yield from Capping Policy	169,545,089	110,928,219	171,561,864	234,298,153
OTHER REVENUE	**5,520,426,421**	**3,076,525,928**	**2,714,351,954**	**5,493,439,451**
ESLA Proceeds	5,520,426,421	3,076,525,928	2,714,351,954	5,493,439,451
Energy Debt Recovery Levy	2,658,837,324	1,383,136,865	1,043,106,783	2,631,850,354
Public Lighting Levy	257,010,774	152,383,976	110,426,325	257,010,774
National Electrification Scheme Levy	171,459,157	101,427,497	73,176,374	171,459,157
Price Stabilisation & Recovery Levy	802,164,392	344,930,689	514,882,686	802,164,392
Delta Fund	1,108,706,417	744,129,796	660,574,884	1,108,706,417
Pollution and Sanitation Levy	522,248,357	350,517,106	312,184,901	522,248,357
DOMESTIC REVENUE	**132,438,418,310**	**80,673,991,883**	**77,984,128,995**	**131,400,946,204**
GRANTS	**2,474,187,703**	**1,507,596,767**	**1,107,072,986**	**2,474,187,703**
Project Grants	1,887,087,703	1,214,046,767	1,107,072,986	1,887,087,703
Programme Grants	587,100,000	293,550,000	0	587,100,000
TOTAL REVENUE & GRANTS	**134,912,606,013**	**82,181,588,651**	**79,091,201,981**	**133,875,133,907**
Memorandum items				
Taxes on Income and Property (% of GDP)	6.2	3.7	3.5	6.1
Non-oil Taxes on Income and Property (% of non-oil GD	5.9	3.3	3.3	5.8
Taxes on Goods and Services (% of GDP)	5.6	3.4	3.3	5.5
Taxes on International Trade (% of GDP)	1.7	1.0	1.0	1.8
Tax Revenue (Net of Tax Refunds, % of GDP)	12.7	7.6	7.4	12.7
Non-Oil Tax Revenue (Net of Tax Refunds, % of non-oil	12.8	7.5	7.5	12.8
Non-Oil Tax Revenue (Gross, % of GDP)	12.8	7.5	7.5	12.8
Non-Tax Revenue (% of GDP)	2.1	1.4	1.3	2.1
Domestic Revenue (% of GDP)	15.5	9.4	9.1	15.4
Non-Oil Domestic Revenue	14.1	8.3	8.3	14.1
Grants (% of GDP)	0.3	0.2	0.1	0.3
Total Oil Receipts	11,498,636,783	9,920,862,683	6,704,249,597	11,048,583,210
Non-Oil Tax Revenue (Gross)	109,193,893,840	63,732,604,601	63,987,362,584	108,713,714,350
Non-Oil Tax Revenue (Net)	102,609,839,142	59,887,034,279	59,992,076,905	102,190,891,489
Non-oil Taxes on Income and Property	47,003,591,877	26,365,971,599	26,865,230,711	46,377,910,154
Import Exemptions	4,011,430,006	1,097,342,825	2,174,449,266	2,298,033,435
Benchmark Oil Revenue	8,050,378,477	7,254,726,538	4,937,756,578	7,600,324,904
Non-Oil Public Revenue[1]	114,752,584,207	67,242,908,931	68,000,527,444	114,195,412,197
Nominal GDP	**854,834,485,106**	**854,834,485,106**	**854,834,485,106**	**850,655,570,144**
Non-Oil Nominal GDP	**803,093,335,992**	**803,093,335,992**	**803,093,335,992**	**800,743,081,415**

[1] **Excl. grants, oil revenue, social security contributions and ESLA proceeds**

Appendix 2C: Economic Classification of Central Gov't Expenditure – 2023

In GH¢ unless otherwise stated	2023 Revised Budget	2023 Prog Jan-August	2023 Prov Jan- August	2023 Proj Q1-Q4
II EXPENDITURE				
Compensation of Employees	**51,346,295,029**	**34,253,039,278**	**32,388,403,349**	**51,211,922,878**
Wages & Salaries	45,020,519,839	30,013,679,893	28,804,172,371	44,886,147,689
Social Contributions	6,325,775,190	4,239,359,386	3,584,230,978	6,325,775,190
Pensions	1,879,467,820	1,259,567,295	1,203,240,177	1,879,467,820
Gratuities	451,830,355	302,804,194	303,334,245	451,830,355
Social Security	3,994,477,015	2,676,987,897	2,077,656,557	3,994,477,015
Use of Goods and Services	**8,578,823,367**	**6,404,129,816**	**8,348,847,374**	**11,811,279,375**
o/w Non-ABFA	6,888,243,887	4,880,637,243	6,332,952,520	9,740,675,618
o/w ABFA	1,690,579,480	1,523,492,573	2,015,894,854	2,070,603,757
Interest Payment	**44,866,243,609**	**31,717,593,820**	**19,969,019,080**	**34,772,821,840**
Domestic	27,796,680,847	19,417,335,709	18,669,127,305	25,065,107,091
External (Due)	17,069,562,762	12,300,258,110	1,299,891,776	9,707,714,748
Subsidies	**350,548,297**	**137,972,275**	**37,141,522**	**211,213,653**
Subsidies to Utility Companies	0	0	0	0
Subsidies on Petroleum products	350,548,297	137,972,275	37,141,522	211,213,653
Grants to Other Government Units	**30,996,290,530**	**19,076,818,564**	**19,026,575,281**	**28,867,907,071**
National Health Fund (NHF)	4,271,999,992	2,628,762,943	1,669,310,260	4,088,926,840
Ghana Education Trust Fund (GETF)	2,381,451,277	1,447,646,664	1,146,061,878	2,315,920,033
Road Fund	1,076,087,352	645,019,564	582,954,768	1,067,822,812
Energy Fund	25,785,774	15,456,300	13,968,280	25,587,735
Dist. Ass. Common Fund	4,331,611,751	2,607,789,925	2,511,901,908	4,335,489,523
o/w ABFA	281,763,247	253,915,429	172,791,243	186,207,960
Ghana Infrastructure Fund (ABFA Capex)	788,937,091	710,963,201	483,900,145	744,831,841
Retention of Internally-Generated Funds (IGFs)	10,627,615,268	6,372,960,062	7,020,472,738	10,606,573,456
Transfer to the National Oil Company from Oil Revenue	1,399,370,634	838,799,410	2,151,320,927	1,388,623,222
Other Earmarked Funds	**6,093,431,392**	**3,809,420,495**	**3,446,684,377**	**4,294,131,609**
Youth Employment Agency	416,017,463	258,868,083	201,166,173	373,617,005
Student's Loan Trust Fund	3,806,791	2,281,836	1,889,640	3,777,554
Ghana EXIM Bank Ltd	387,250,869	275,955,367	164,792,725	389,282,189
Ghana Airport Company Ltd.	1,208,071,126	707,632,798	756,757,691	1,103,843,572
Mineral Development Fund	208,145,128	124,764,666	117,310,146	206,546,536
Mineral Income Investment Fund	832,580,511	499,058,666	469,240,584	826,186,146
GRA Retention	3,035,124,588	1,939,399,561	1,734,148,131	1,388,462,391
Plastic Waste Recycling Fund	2,434,917	1,459,518	1,379,288	2,416,217
Social Benefits	**545,070,000**	**272,535,000**	**221,691,204**	**395,070,000**
Lifeline Consumers of Electricity	150,000,000	75,000,000	0	0
Transfers for Social Protection (LEAP)	395,070,000	197,535,000	221,691,204	395,070,000
Other Expenditure	**26,739,907,256**	**14,503,986,035**	**6,656,289,701**	**27,084,608,127**
ESLA Transfers	3,087,307,256	1,636,948,338	2,264,366,629	3,087,307,256
Energy Sector Payment Shortfalls	23,652,600,000	12,867,037,697	4,391,923,072	23,997,300,871
Finsec Bailout Cost & Others	0	0	0	0
Capital Expenditure	**20,440,861,187**	**15,406,558,014**	**9,936,602,674**	**18,613,673,394**
Domestic Financed	**10,537,633,612**	**6,276,425,478**	**4,321,416,549**	**9,394,814,230**
o/w MDAs Non-ABFA CAPEX	7,663,648,496	3,686,488,104	1,113,555,507	7,663,648,496
o/w MDAs ABFA CAPEX	2,873,985,116	2,589,937,374	1,630,401,402	1,731,165,734
Foreign Financed	**9,903,227,574**	**9,130,132,537**	**7,192,645,765**	**9,218,859,164**
TOTAL EXPENDITURE & NET LENDING	**183,864,039,275**	**121,772,632,802**	**96,584,570,185**	**172,968,496,338**
APPROPRIATION	**206,006,914,265**	**139,079,708,949**	**109,581,655,315**	**194,530,078,566**
Total Expenditure (Cash)	183,864,039,275	121,772,632,802	96,584,570,185	172,968,496,338
Clearance of Arrears	6,000,000,000	4,979,159,524	8,794,707,926	6,000,000,000
Amortisation	16,142,874,991	12,327,916,623	4,202,377,204	15,561,582,228
Memorandum items:				
Compensation of Employees	0.5	4.0	3.8	6.0
Wage and Salaries	0.4	3.5	3.4	5.3
Wage and Salaries (% of Tax Revenue)	0.5	3.8	3.7	0.4
Goods and Services	0.2	0.7	1.0	1.4
Interest Payments	0.6	3.7	2.3	4.1
Subsidies	0.0	0.0	0.0	0.0
Recurrent Expenditure	1.5	11.3	8.9	16.5
Capital Expenditure	0.2	1.8	1.2	2.2
Total Capital Expenditure (including those under Grants to other Gov't Units)	0.3	2.4	1.8	3.1
Total Expenditure	1.8	14.2	11.3	20.3
Primary Expenditure	138,997,795,665.4	90,055,038,982.1	76,615,551,104.3	138,195,674,497.8
al Capital Exp (incl those under Grants to other Gov't Un	**1,531,835,053**	**20,406,733,025**	**15,437,514,375**	**26,495,823,338**
ABFA CAPEX	**3,944,685,454**	**3,554,816,003**	**2,419,500,723**	**3,724,159,203**
Annual Budget Funding Amount (ABFA)	**5,635,264,934**	**5,078,308,576**	**3,456,429,605**	**5,320,227,433**
Benchmark Oil Revenue	**8,050,378,477**	**7,254,726,538**	**4,937,756,578**	**7,600,324,904**
Nominal GDP	**854,834,485,106**	**854,834,485,106**	**854,834,485,106**	**850,655,570,144**
Non-Oil Nominal GDP	**803,093,335,992**	**803,093,335,992**	**803,093,335,992**	**800,743,081,415**

Appendix 3A: Summary of Central Government Operations – 2024

In GH¢ unless otherwise stated	2024 Budget	2025 Indicative	2026 Indicative	2027 Indicative
I. REVENUES				
Total Revenue & Grants	**176,414,155,254**	**211,035,079,111**	**249,535,669,149**	**281,088,101,765**
(per cent of GDP)	16.8	17.3	18.2	18.2
Domestic Revenue	**173,299,282,558**	**208,284,821,716**	**246,469,715,320**	**277,677,195,080**
Tax Revenue	**143,169,831,428**	**173,675,428,322**	**207,340,634,100**	**234,319,536,822**
Taxes on Income and Property	**65,811,144,460**	**77,402,314,241**	**91,197,270,745**	**102,081,735,397**
Personal	23,254,105,822	28,070,413,620	32,551,565,430	36,729,719,137
Company Taxes	28,587,584,536	34,680,348,440	41,165,588,570	46,449,394,562
Company Taxes on Oil	4,274,664,109	3,496,115,463	4,933,859,128	5,192,630,261
Other Direct Taxes	9,694,789,994	11,155,436,718	12,546,257,617	13,709,991,438
Taxes on Domestic Goods and Services	**68,933,237,368**	**86,463,771,697**	**107,549,777,907**	**121,924,022,322**
Excises	9,253,360,102	12,196,432,115	16,223,246,990	18,305,580,625
VAT	37,019,860,572	46,448,627,722	59,004,010,283	66,577,465,538
National Health Insurance Levy (NHIL)	7,932,327,340	9,914,494,078	11,577,057,811	13,300,405,539
GETFund Levy	7,932,327,334	9,914,494,078	11,577,057,811	13,300,405,539
Communication Service Tax	1,520,474,274	1,590,217,411	1,793,209,316	2,023,376,561
E-Transaction Levy	2,101,956,527	2,433,708,662	2,744,372,571	3,096,626,304
Covid-19 Health Levy	3,172,931,219	3,965,797,631	4,630,823,124	5,320,162,216
International Trade Taxes	**18,498,924,096**	**21,395,009,924**	**23,526,214,733**	**25,957,066,654**
Import Duties	18,498,924,096	21,395,009,924	23,526,214,733	25,957,066,654
Tax Refunds	**-10,073,474,497**	**-11,585,667,541**	**-14,932,629,284**	**-15,643,287,551**
Social Contributions	**919,980,826**	**1,017,887,846**	**1,147,821,647**	**1,295,150,207**
Non-Tax Revenue	22,565,158,546	25,898,521,001	29,306,262,394	32,274,032,269
Other Revenue	6,644,311,758	7,692,984,546	8,674,997,179	9,788,475,782
Grants	**3,114,872,697**	**2,750,257,395**	**3,065,953,829**	**3,410,906,684**
Project Grants	2,388,553,791	2,750,257,395	3,065,953,829	3,410,906,684
Programme Grants	726,318,905	0	0	0
II. EXPENDITURE	**238,293,899,509**	**270,456,731,449**	**315,003,212,694**	**331,793,054,901**
Total Expenditure	**226,680,899,509**	**258,145,731,449**	**302,378,212,694**	**317,831,054,901**
(percent of GDP)	21.6	21.2	22.0	20.5
Compensation of Employees	63,683,181,155	73,146,596,368	82,483,789,393	92,898,789,123
Wages & Salaries	57,005,407,565	65,710,133,886	74,098,059,425	83,608,910,211
(percent of GDP)	5.4	5.4	5.4	5.4
Social Contributions	6,677,773,591	7,436,462,482	8,385,729,967	9,289,878,912
Use of Goods and Services	11,065,396,663	11,343,211,476	14,535,219,239	17,591,550,477
Interest Payment	55,932,447,620	65,840,428,973	73,529,266,082	60,483,523,950
Domestic	36,893,000,000	45,274,000,000	43,297,000,000	41,967,000,000
External	19,039,447,620	20,566,428,973	30,232,266,082	18,516,523,950
Subsidies	426,132,222	494,983,884	559,181,758	631,660,460
Grants to Other Government Units	39,588,951,873	46,902,638,066	54,737,501,744	61,669,255,019
Social Benefits	870,000,000	3,427,059,256	6,583,367,264	8,041,565,760
Other Expenditure	26,395,018,327	23,457,094,818	25,186,819,749	26,583,076,532
o/w Energy Sector Payment Shortfalls	17,483,819,483	17,892,855,819	18,916,659,811	19,511,142,510
Capital Expenditure	28,719,771,649	33,533,718,609	44,763,067,463	49,931,633,580
Domestic Financed	18,238,747,005	21,753,595,111	28,937,191,804	27,481,092,875
Foreign Financed	10,481,024,644	11,780,123,498	15,825,875,659	22,450,540,705
Discrepancy	**0**	**0**	**0**	**0**
Overall Balance (Commitment, discrepancy)	**-50,266,744,255**	**-47,110,652,339**	**-52,842,543,545**	**-36,742,953,137**
(percent of GDP)	-4.8	-3.9	-3.9	-2.4
Primary Balance (Commitment, discrepancy)	**5,665,703,365**	**18,729,776,634**	**20,686,722,537**	**23,740,570,813**
(percent of GDP)	0.5	1.5	1.5	1.5
Payables/Arrears Clearance (Net)	**-11,613,000,000**	**-12,311,000,000**	**-12,625,000,000**	**-13,962,000,000**
o/w Clearance of Arrears	-11,613,000,000	-12,311,000,000	-12,625,000,000	-13,962,000,000
o/w Payables build-up	**0**	**0**	**0**	**0**
Overall balance (incl. Divestiture and Discrepancy)	**-61,879,744,255**	**-59,421,652,339**	**-65,467,543,545**	**-50,704,953,137**

Appendix 3A: Summary of Central Government Operations - 2024

In GH¢ unless otherwise stated	2024 Budget	2025 Indicative	2026 Indicative	2027 Indicative
Financing	**61,879,744,255**	**59,421,652,339**	**65,467,543,545**	**50,704,953,137**
Foreign (net)	**463,506,594**	**-22,863,830,779**	**-22,700,294,403**	**-23,512,273,919**
Borrowing	21,222,081,834	20,555,055,036	14,579,921,830	19,039,634,021
Project Loans	8,092,470,853	9,029,866,103	12,759,921,830	19,039,634,021
Programme Loans	13,129,610,981	11,525,188,933	1,820,000,000	0
Sovereign (Eurobonds, Green Bonds, Term Loans, Othe	0	0	0	0
Amortisation (due)	-20,758,575,240	-43,418,885,815	-37,280,216,234	-42,551,907,939
Domestic (net)	**62,690,580,872**	**83,628,148,281**	**89,768,321,771**	**75,889,463,968**
Banking	48,100,560,329	30,201,083,039	62,967,764,137	50,827,963,173
Bank of Ghana[1]	0	0	0	0
Comm. Banks	48,100,560,329	30,201,083,039	62,967,764,137	50,827,963,173
o/w GoG support to GFSF	0	0	0	0
Non-banks	46,343,134,771	65,682,363,578	54,100,557,635	50,861,944,725
Other Domestic	**-31,753,114,228**	**-12,255,298,336**	**-27,300,000,000**	**-25,800,443,930**
o/w Buffer for Auction Shortfalls	-31,753,114,228	-12,255,298,336	-27,300,000,000	-25,800,443,930
Ghana Petroleum Funds	**-1,033,251,251**	**-1,088,647,430**	**-1,297,689,587**	**-1,355,867,767**
Transfer to Ghana Petroleum Funds	-3,444,170,838	-3,628,824,767	-4,325,631,955	-4,519,559,224
o/w Stabilisation Fund	-2,410,919,587	-2,540,177,337	-3,027,942,369	-3,163,691,457
o/w Heritage Fund	-1,033,251,251	-1,088,647,430	-1,297,689,587	-1,355,867,767
Net Transfer from Ghana Stabilisation Fund	2,410,919,587	2,540,177,337	3,027,942,369	3,163,691,457
Sinking Fund	-241,091,959	-254,017,734	-302,794,237	-316,369,146
Contingency Fund	0	0	0	0
Memorandum items				
Domestic Revenue	173,299,282,558	208,284,821,716	246,469,715,320	277,677,195,080
(percent of GDP)	16.5	17.1	18.0	17.9
Domestic expenditure	160,267,427,246	180,525,178,978	213,023,070,952	234,896,990,247
(percent of GDP)	15.2	14.8	15.5	15.2
Domestic Primary Balance	13,031,855,312	27,759,642,737	33,446,644,368	42,780,204,833
(percent of GDP)	1.2	2.3	2.4	2.8
Primary Balance (Commitment, discrepancy)	5,665,703,365	18,729,776,634	20,686,722,537	23,740,570,813
(percent of GDP)	0.5	1.5	1.5	1.5
Primary Balance (Cash)	-5,947,296,635	6,418,776,634	8,061,722,537	9,778,570,813
(percent of GDP)	-0.6	0.5	0.6	0.6
Non-oil Primary Balance	15,536,522,848	24,311,632,453	26,978,382,348	29,289,713,323
(percent of GDP)	1.5	2.0	2.0	1.9
Overall Balance (Commitment, discrepancy)	-50,266,744,255	-47,110,652,339	-52,842,543,545	-36,742,953,137
(percent of GDP)	-4.8	-3.9	-3.9	-2.4
Overall Balance (Cash, discrepancy)	-61,879,744,255	-59,421,652,339	-65,467,543,545	-50,704,953,137
(percent of GDP)	-5.9	-4.9	-4.8	-3.3
Oil Revenue	14,978,236,509	16,185,448,400	19,387,130,092	19,964,069,752
(percent of GDP)	1.4	1.3	1.4	1.3
Non-Oil Revenue and Grants	161,435,918,745	194,849,630,711	230,148,539,057	261,124,032,012
(percent of GDP)	15.4	16.0	16.8	16.9
Benchmark Oil Revenue	11,480,569,460	12,096,082,555	14,418,773,184	15,065,197,413
(percent of GDP)	1.1	1.0	1.1	1.0
Annual Budget Funding Amount (ABFA)	8,036,398,622	8,467,257,789	10,093,141,229	10,545,638,189
(percent of GDP)	0.8	0.7	0.7	0.7
Nominal GDP	**1,050,978,263,557**	**1,216,854,331,217**	**1,372,186,285,657**	**1,548,313,152,051**
Non-Oil Nominal GDP	**979,407,741,110**	**1,134,640,224,328**	**1,283,401,141,197**	**1,455,376,894,117**

Appendix 3B: Economic Classification of Central Gov't Revenue – 2024

In GH¢ unless otherwise stated	2024 Budget	2025 Indicative	2026 Indicative	2027 Indicative
TAX REVENUE	**143,169,831,428**	**173,675,428,322**	**207,340,634,100**	**234,319,536,822**
TAXES ON INCOME & PROPERTY	**65,811,144,460**	**77,402,314,241**	**91,197,270,745**	**102,081,735,397**
Personal	23,254,105,822	28,070,413,620	32,551,565,430	36,729,719,137
PAYE	21,641,423,584	26,770,795,287	31,086,050,283	35,076,097,905
Self Employed	1,612,682,238	1,299,618,334	1,465,515,147	1,653,621,232
Companies	28,587,584,536	34,680,348,440	41,165,588,570	46,449,394,562
Company Taxes on Oil	4,274,664,109	3,496,115,463	4,933,859,128	5,192,630,261
Others	9,694,789,994	11,155,436,718	12,546,257,617	13,709,991,438
Other Direct Taxes	6,693,650,850	6,939,817,425	7,868,042,874	8,450,558,036
o/w Royalties from Oil	2,976,257,805	3,523,941,306	4,016,128,768	4,104,231,787
o/w Mineral Royalties	3,063,893,046	2,831,595,680	3,193,050,030	3,602,893,724
Growth and Sustainability Levy	1,183,604,228	2,190,337,796	2,469,935,314	2,786,963,674
Finsec clean-up Levy	448,309,954	200,000,000	150,000,000	150,000,000
Airport Tax	1,369,224,962	1,825,281,497	2,058,279,428	2,322,469,728
TAXES ON DOMESTIC GOODS AND SERVICES	**68,933,237,368**	**86,463,771,697**	**107,549,777,907**	**121,924,022,322**
Excises	**9,253,360,102**	**12,196,432,115**	**16,223,246,990**	**18,305,580,625**
Excise Duty	2,433,106,305	3,197,999,991	3,606,226,002	4,069,102,866
Petroleum Tax	6,820,253,797	8,998,432,124	12,617,020,989	14,236,477,759
o/w Energy Fund levy	64,910,389	70,723,503	70,723,503	70,723,503
o/w Road Fund levy	2,889,942,519	3,166,707,219	3,166,707,219	3,166,707,219
VAT	**37,019,860,572**	**46,448,627,722**	**59,004,010,283**	**66,577,465,538**
Domestic	24,127,127,161	30,421,358,280	42,537,774,855	47,997,707,714
External	12,892,733,412	16,027,269,441	16,466,235,428	18,579,757,825
National Health Insurance Levy (NHIL)	**7,932,327,340**	**9,914,494,078**	**11,577,057,811**	**13,300,405,539**
Customs Collection	3,070,931,765	3,965,797,631	4,630,823,124	5,320,162,216
Domestic Collection	4,861,395,575	5,948,696,447	6,946,234,686	7,980,243,324
GETFund Levy	**7,932,327,334**	**9,914,494,078**	**11,577,057,811**	**13,300,405,539**
Customs Collection	3,072,227,715	3,965,797,631	4,630,823,124	5,320,162,216
Domestic Collection	4,860,099,619	5,948,696,447	6,946,234,686	7,980,243,324
Communication Service Tax	**1,520,474,274**	**1,590,217,411**	**1,793,209,316**	**2,023,376,561**
E-Transaction Levy	**2,101,956,527**	**2,433,708,662**	**2,744,372,571**	**3,096,626,304**
Covid-19 Health Levy	**3,172,931,219**	**3,965,797,631**	**4,630,823,124**	**5,320,162,216**
TAXES ON INTERNATIONAL TRADE	**18,498,924,096**	**21,395,009,924**	**23,526,214,733**	**25,957,066,654**
Imports	**18,498,924,096**	**21,395,009,924**	**23,526,214,733**	**25,957,066,654**
Import Duty	18,498,924,096	21,395,009,924	23,526,214,733	25,957,066,654
Tax Refunds	**-10,073,474,497**	**-11,585,667,541**	**-14,932,629,284**	**-15,643,287,551**
SOCIAL CONTRIBUTIONS	**919,980,826**	**1,017,887,846**	**1,147,821,647**	**1,295,150,207**
NON-TAX REVENUE	**22,565,158,546**	**25,898,521,001**	**29,306,262,394**	**32,274,032,269**
Retention	12,339,429,874	13,840,390,201	15,607,121,686	17,610,372,604
Lodgement	10,225,728,672	12,058,130,801	13,699,140,708	14,663,659,665
Fees & Charges	1,625,489,890	1,761,400,335	1,958,383,925	2,470,910,219
Dividend/Interest & Profits (Others)	644,059,508	879,587,689	1,026,688,326	1,220,922,855
Dividend/Interest & Profits from Oil	7,716,715,854	9,151,375,636	10,437,142,196	10,667,207,705
Surface Rentals from Oil/PHF Interest	10,598,742	14,015,994	0	0
Property Rate Collection	0	0	0	0
Yield from Capping Policy	228,864,678	251,751,146	276,926,261	304,618,887
OTHER REVENUE	**6,644,311,758**	**7,692,984,546**	**8,674,997,179**	**9,788,475,782**
ESLA Proceeds	6,644,311,758	7,692,984,546	8,674,997,179	9,788,475,782
Energy Debt Recovery Levy	3,874,373,609	4,359,890,314	4,909,610,965	5,535,036,622
Public Lighting Levy	238,104,097	276,575,402	312,446,373	352,944,310
National Electrification Scheme Levy	159,522,804	185,297,457	209,329,963	236,462,400
Price Stabilisation & Recovery Levy	1,065,330,556	1,237,459,710	1,397,954,395	1,579,151,150
Delta Fund	858,711,327	1,113,063,862	1,257,424,791	1,420,406,711
Pollution and Sanitation Levy	448,269,365	520,697,801	588,230,691	664,474,589
DOMESTIC REVENUE	**173,299,282,558**	**208,284,821,716**	**246,469,715,320**	**277,677,195,080**
GRANTS	**3,114,872,697**	**2,750,257,395**	**3,065,953,829**	**3,410,906,684**
Project Grants	2,388,553,791	2,750,257,395	3,065,953,829	3,410,906,684
Programme Grants	726,318,905	0	0	0
TOTAL REVENUE & GRANTS	**176,414,155,254**	**211,035,079,111**	**249,535,669,149**	**281,088,101,765**
Memorandum items				
Taxes on Income and Property (% of GDP)	6.3	6.4	6.6	6.6
Non-oil Taxes on Income and Property (% of non-oil G	6.0	6.2	6.4	6.4
Taxes on Goods and Services (% of GDP)	6.6	7.1	7.8	7.9
Taxes on International Trade (% of GDP)	1.8	1.8	1.7	1.7
Tax Revenue (Net of Tax Refunds, % of GDP)	13.6	14.3	15.1	15.1
Non-Oil Tax Revenue (Net of Tax Refunds, % of non-oi	13.9	14.7	15.5	15.5
Non-Oil Tax Revenue (Gross, % of GDP)	13.9	14.6	15.5	15.5
Non-Tax Revenue (% of GDP)	2.1	2.1	2.1	2.1
Domestic Revenue (% of GDP)	16.5	17.1	18.0	17.9
Non-Oil Domestic Revenue	15.1	15.8	16.5	16.6
Grants (% of GDP)	0.6	0.5	0.6	0.7
Total Oil Receipts	14,978,236,509	16,185,448,400	19,387,130,092	19,964,069,752
Non-Oil Tax Revenue (Gross)	145,992,384,011	178,241,039,093	213,323,275,488	240,665,962,325
Non-Oil Tax Revenue (Net)	135,918,909,514	166,655,371,552	198,390,646,204	225,022,674,774
Non-oil Taxes on Income and Property	58,560,222,547	70,382,257,472	82,247,282,849	92,784,873,349
Import Exemptions	3,910,610,000	4,494,550,000	4,884,540,000	5,291,650,000
Benchmark Oil Revenue	11,480,569,460	12,096,082,555	14,418,773,184	15,065,197,413
Non-Oil Public Revenue[1]	150,756,753,465	183,388,500,923	217,259,766,402	246,629,499,338
Nominal GDP	**1,050,978,263,557**	**1,216,854,331,217**	**1,372,186,285,657**	**1,548,313,152,051**
Non-Oil Nominal GDP	**979,407,741,110**	**1,134,640,224,328**	**1,283,401,141,197**	**1,455,376,894,117**

[1] **Excl. grants, oil revenue, social security contributions and ESLA proceeds**

Appendix 3C: - Economic Classification of Central Gov't Expenditure

In GH¢ unless otherwise stated	2024 Budget	2025 Indicative	2026 Indicative	2027 Indicative
II EXPENDITURE				
Compensation of Employees	**63,683,181,155**	**73,146,596,368**	**82,483,789,393**	**92,898,789,123**
Wages & Salaries	57,005,407,565	65,710,133,886	74,098,059,425	83,608,910,211
Social Contributions	6,677,773,591	7,436,462,482	8,385,729,967	9,289,878,912
Pensions	2,563,967,644	2,974,584,993	3,354,291,987	3,715,951,565
Gratuities	384,595,147	446,187,749	503,143,798	557,392,735
Social Security	3,729,210,800	4,015,689,740	4,528,294,182	5,016,534,613
Use of Goods and Services	**11,065,396,663**	**11,343,211,476**	**14,535,219,239**	**17,591,550,477**
o/w Non-ABFA	8,654,477,077	8,803,034,139	11,507,276,871	14,427,859,020
o/w ABFA	2,410,919,587	2,540,177,337	3,027,942,369	3,163,691,457
Interest Payment	**55,932,447,620**	**65,840,428,973**	**73,529,266,082**	**60,483,523,950**
Domestic	36,893,000,000	45,274,000,000	43,297,000,000	41,967,000,000
External (Due)	19,039,447,620	20,566,428,973	30,232,266,082	18,516,523,950
Subsidies	**426,132,222**	**494,983,884**	**559,181,758**	**631,660,460**
Subsidies on Petroleum products	426,132,222	494,983,884	559,181,758	631,660,460
Grants to Other Government Units	**39,588,951,873**	**46,902,638,066**	**54,737,501,744**	**61,669,255,019**
National Health Fund (NHF)	6,523,029,740	8,101,322,057	9,511,939,494	10,937,934,523
Ghana Education Trust Fund (GETF)	3,273,770,485	4,252,374,343	5,151,177,883	5,985,163,092
Road Fund	1,192,715,344	1,358,216,004	1,409,017,080	1,425,013,629
Energy Fund	26,789,328	30,333,652	31,468,215	31,825,473
Dist. Ass. Common Fund	5,758,254,325	6,994,641,101	8,407,616,162	9,518,497,788
o/w ABFA	401,819,931	423,362,889	504,657,061	527,281,909
Ghana Infrastructure Fund (ABFA Capex)	1,125,095,807	1,185,416,090	1,413,039,772	1,476,389,346
Retention of Internally-Generated Funds (IGFs)	12,339,429,874	13,840,390,201	15,607,121,686	17,610,372,604
Transfer to the National Oil Company from Oil Revenue	1,443,530,842	1,753,948,740	2,210,655,819	2,204,485,407
Other Earmarked Funds	**7,906,336,129**	**9,385,995,878**	**10,995,465,633**	**12,479,573,156**
Youth Employment Agency	680,606,080	727,274,634	837,371,795	950,985,213
Student's Loan Trust Fund	6,275,187	6,820,519	7,978,832	9,105,165
Ghana EXIM Bank Ltd	508,155,718	612,473,033	719,377,955	825,035,887
Ghana Airport Company Ltd.	1,369,224,962	1,825,281,497	2,058,279,428	2,322,469,728
Mineral Development Fund	252,901,379	242,897,010	284,147,647	324,259,384
Mineral Income Investment Fund	1,011,605,518	971,588,039	1,136,590,589	1,297,037,536
GRA Retention	4,077,567,285	4,999,661,147	5,951,719,386	6,750,680,243
Plastic Waste Recycling Fund	0	0	0	0
Social Benefits	**870,000,000**	**3,427,059,256**	**6,583,367,264**	**8,041,565,760**
Lifeline Consumers of Electricity	150,000,000	200,000,000	200,000,000	300,000,000
Transfers for Social Protection (LEAP)	720,000,000	3,227,059,256	6,383,367,264	7,741,565,760
Other Expenditure	**26,395,018,327**	**23,457,094,818**	**25,186,819,749**	**26,583,076,532**
ESLA Transfers	4,911,198,844	5,564,238,999	6,270,159,938	7,071,934,022
Energy Sector Payment Shortfalls	17,483,819,483	17,892,855,819	18,916,659,811	19,511,142,510
Finsec Bailout Cost & Others	4,000,000,000	0	0	0
Capital Expenditure	**28,719,771,649**	**33,533,718,609**	**44,763,067,463**	**49,931,633,580**
Domestic Financed	**18,238,747,005**	**21,753,595,111**	**28,937,191,804**	**27,481,092,875**
o/w MDAs Non-ABFA CAPEX	14,140,183,707	17,435,293,639	23,789,689,777	22,102,817,399
o/w MDAs ABFA CAPEX	4,098,563,297	4,318,301,472	5,147,502,027	5,378,275,476
o/w ABFA-Financed Accra Tema Motorway Project	1,669,136,715	2,449,102,648	0	0
Foreign Financed	**10,481,024,644**	**11,780,123,498**	**15,825,875,659**	**22,450,540,705**
TOTAL EXPENDITURE & NET LENDING	**226,680,899,509**	**258,145,731,449**	**302,378,212,694**	**317,831,054,901**
APPROPRIATION	**259,052,474,750**	**313,875,617,264**	**352,283,428,927**	**374,344,962,840**
Total Expenditure (Cash)	226,680,899,509	258,145,731,449	302,378,212,694	317,831,054,901
Clearance of Arrears	11,613,000,000	12,311,000,000	12,625,000,000	13,962,000,000
Amortisation	20,758,575,240	43,418,885,815	37,280,216,234	42,551,907,939
Memorandum items:				
Compensation of Employees	6.1	6.0	6.0	6.0
Wage and Salaries	5.4	5.4	5.4	5.4
Wage and Salaries (% of Tax Revenue)	39.8	37.8	35.7	35.7
Goods and Services	1.1	0.9	1.1	1.1
Interest Payments	5.3	5.4	5.4	3.9
Subsidies	0.0	0.0	0.0	0.0
Recurrent Expenditure	16.9	16.4	16.6	15.2
Capital Expenditure	2.7	2.8	3.3	3.2
Total Capital Expenditure (including those under Grants to	3.7	3.8	4.3	4.3
Total Expenditure	21.6	21.2	22.0	20.5
Primary Expenditure	**170,748,451,890**	**192,305,302,476**	**228,848,946,611**	**257,347,530,952**
Total Capital Exp (incl those under Grants to other Gov	**38,954,465,091**	**45,969,395,632**	**59,636,272,836**	**66,419,272,990**
ABFA CAPEX	**5,625,479,035**	**5,927,080,452**	**7,065,198,860**	**7,381,946,732**
Annual Budget Funding Amount (ABFA)	**8,036,398,622**	**8,467,257,789**	**10,093,141,229**	**10,545,638,189**
Benchmark Oil Revenue	**11,480,569,460**	**12,096,082,555**	**14,418,773,184**	**15,065,197,413**
Nominal GDP	**1,050,978,263,557**	**1,216,854,331,217**	**1,372,186,285,657**	**1,548,313,152,051**
Non-Oil Nominal GDP	**979,407,741,110**	**1,134,640,224,328**	**1,283,401,141,197**	**1,455,376,894,117**

Appendix 3D: - Update on 1st review of Performance Criteria and Indicative Targets Under the IMF ECF Programme

S/N	QPCs & ITs	Prog. Target	Actual	Status
Performance Criteria				
1	Net international reserves of the Bank of Ghana, cumulative change floor (millions of U.S. dollars)	**99**	**856**	**Met**
2	Bank of Ghana claims on the Central Government and public entities, cumulative change ceiling (billions of cedis)	**0**	**-22**	**Met**
3	Present value of newly contracted or guaranteed external debt by the central government and public entities, cumulative ceiling (millions of cedis)	**66**	**0**	**Met**
4	Primary fiscal balance of the Central Government, commitment basis, cumulative floor (millions of cedis)	**-4,008**	**2,245**	**Met**
5	Non-accumulation of external debt payments arrears by the Central Government and the Bank of Ghana, continuous ceiling (millions of U.S. dollars)	**0**	**0**	**Met**
6	Newly contracted collateralized debt by the central government and public entities, continuous cumulative ceiling (millions of U.S. dollars)	**0**	**0**	**Met**
Indicative Targets:				
1	Non-oil public revenue, cummulative floor (millions of Cedis)	**49,843**	**50,142**	**Met**
2	Social spending, cumulative floor (millions of cedis)	**2,034**	**2,122**	**Met**
3	Net change in the stock of payables of the Central Government and of payables to IPPs, ceiling (millions of cedis)	**0**	**3,371**	**[No Met]**

Appendix 3E: Status Update – Structural Benchmarks (SBs)

S/N	Structural Benchmarks	Date	Status
1	Finalize the comprehensive stock-take of payables accumulated by all MDAs, design a payable clearance plan, and lay out a structural reform plan to reduce future accumulation of arrears.	End-June 2023	Met
2	Finalize strategy to strengthen the financial sector and rebuild financial institutions' buffers	End-June 2023	Met
3	Publish the updated Energy Sector Recovery Plan after Cabinet approval	End-June 2023	Not met. completed with a delay in October 2023
4	Publish a strategy - after cabinet approval - to streamline statutory funds.	End-September 2023	Met
5	Publish a medium-term revenue strategy - approved by cabinet	End-September 2023	Met
6	Approve plans of all banks, negotiated during the previous quarters, to rebuild capital buffers and initiate corrective actions on institutions whose plans are not deemed credible.	End-September 2023	Met
7	Introduce an indexation mechanism of the benefits under the Livelihood Empowerment Against Poverty	End-September 2023	Met

Appendix 4A: MDA Expenditure Allocation (GH¢) – 2024 [Administration Sector - GOG and ABFA]

Sn	Covered Entity	Compensation of Employees	Goods & Services		CAPEX		MDA Total
		GoG	GoG	ABFA	GoG	ABFA	GoG & ABFA
	Administration	**5,050,517,856**	**2,216,041,126**	**10,020,000**	**1,083,082,479**	**1,180,000**	**8,360,841,461**
1	Office of Government Machinery	326,907,847	924,143,874	-	612,440,588	-	1,863,492,309
	o/w OGM Hqtrs and Agencies	*326,907,847*	*450,557,282*	-	*67,000,000*	-	*844,465,129*
	o/w Public Enterprises	-	*1,099,805*	-	-	-	*1,099,805*
	o/w Scholarship Secretariat	-	*300,000,000*	-	-	-	*300,000,000*
	o/w Micro Finance and Small Loans Centre	-	*17,960,000*	-	-	-	*17,960,000*
	o/w National Identification Authority	-	*115,000,000*	-	*50,000,000*	-	*165,000,000*
	o/w Zongo Development Fund	-	*12,968,640*	-	-	-	*12,968,640*
	o/w Infrastructure for Poverty Eradication Programme (Development Authorities)	-	*3,478,147*	-	*495,440,588*	-	*498,918,735*
	o/w Home Rental Scheme	-	*20,000,000*	-	-	-	*20,000,000*
	o/w Council of State	-	*3,080,000*	-	-	-	*3,080,000*
2	Office of the Head of Civil Service	35,041,716	7,169,912	-	7,000,000	-	49,211,628
	o/w OHCS Hqtrs and Agencies	*35,041,716*	*3,099,912*	-	*7,000,000*	-	*45,141,628*
	o/w Promotion/ Recruitment/ Training	-	*4,070,000*	-	-	-	*4,070,000*
3	Parliament of Ghana	435,000,000	*436,000,000*	-	134,000,000	-	1,005,000,000
4	Audit Service	521,805,785	*81,881,745*	-	23,069,141	-	626,756,671
5	Public Services Commission	9,739,692	*2,835,208*	-	4,030,499	-	16,605,399
6	Electoral Commission	87,653,063	*606,449,009*	-	*88,455,952*	-	782,558,024
7	Ministry of Foreign Affairs and Regional Integration	875,554,538	*14,000,000*	-	15,825,000	-	905,379,538
8	Ministry of Finance	703,482,252	64,874,145	10,020,000	50,800,299	1,180,000	830,356,696
	o/w MoF Hqtrs and Agencies	*703,482,252*	*46,874,145*	-	*50,800,299*	-	*801,156,696*
	o/w Public Interest and Accountability Committee	-	-	*10,020,000*	-	*1,180,000*	*11,200,000*
	o/w NEIP	-	*18,000,000*	-	-	-	*18,000,000*
9	Ministry of Local Government, Decentralisation and Rural	1,866,545,443	48,758,088	-	65,800,000	-	1,981,103,531
	o/w MLGDRD Hqtrs and Agencies	*99,155,658*	*4,046,969*	-	*5,800,000*	-	*109,002,627*
	o/w Local Government Service (incl. RCCs and MMDAs)	*1,767,389,785*	*44,711,119*	-	-	-	*1,812,100,904*
	o/w Regional Reorganisation and Development	-	-	-	*60,000,000*	-	*60,000,000*
10	National Media Commission	9,522,520	*10,000,000*	-	4,020,000	-	23,542,520
11	National Development Planning Commission	8,709,899	*5,250,000*	-	3,641,000	-	17,600,899
12	Ministry of Information	148,898,449	*8,021,801*	-	*70,000,000*	-	226,920,250
13	Right to Information Commission	18,049,132	*2,841,090*	-	2,000,000	-	22,890,222
14	Ministry of Parliamentary Affairs	3,607,520	*3,816,254*	-	2,000,000	-	9,423,774

Appendix 4A: MDA Expenditure Allocation (GH¢) – 2024 [Economic Sector – GOG and ABFA]

Sn	Covered Entity	Compensation of Employees	Goods & Services		CAPEX		MDA Total
		GoG	GoG	ABFA	GoG	ABFA	GoG & ABFA
	Economic	**1,184,485,122**	**1,054,876,113**	**-**	**2,308,512,271**	**600,000,000**	**5,147,873,506**
15	Ministry of Food and Agriculture	146,688,432	724,051,866	-	925,000,000	600,000,000	2,395,740,298
	o/w MoFA Hqtrs and Agencies	*146,688,432*	*24,051,866*	-	*400,000,000*	*600,000,000*	*1,170,740,298*
	o/w Planting for Food and Jobs	-	*700,000,000*	-	-	-	*700,000,000*
	o/w Agric Infrastructure	-	-	-	*525,000,000*	-	*525,000,000*
16	Ministry of Fisheries and Aquaculture Development	28,264,220	50,405,000	-	70,000,000	-	148,669,220
	o/w MoFAD Hqtrs and Agencies	*28,264,220*	*50,000,000*	-	*50,000,000*	-	*128,264,220*
	o/w Anomabo Fisheries College	-	*405,000*	-	*20,000,000*	-	*20,405,000*
17	Ministry of Lands and Natural Resources	411,346,403	117,464,670	-	25,600,300	-	554,411,373
	o/w MLNR Hqtrs and Agencies	*411,346,403*	*8,594,665*	-	*5,000,000*	-	*424,941,068*
	o/w National Afforestation Programme	-	*55,000,000*	-	-	-	*55,000,000*
	o/w Ghana Integrated Aluminium Dev't Company	-	*23,095,346*	-	*10,000,000*	-	*33,095,346*
	o/w Operation Vanguard (Anti-Galamsey Operations and	-	*2,880,000*	-	-	-	*2,880,000*
	o/w Ghana Integrated Iron and Steel Development Corp.	-	*27,894,659*	-	*10,600,300*	-	*38,494,959*
18	Ministry of Trade and Industry	98,714,849	71,541,543	-	320,000,000	-	490,256,392
	o/w MoTI Hqtrs and Agencies	*98,714,849*	*52,300,236*	-	*200,000,000*	-	*351,015,085*
	o/w One District One Factory Programme	-	*3,476,304*	-	*120,000,000*	-	*123,476,304*
	o/w Africa Continental Free Trade Area Secretariat (AfCFTA)	-	*13,500,000*	-	-	-	*13,500,000*
	o/w Business Development	-	*2,265,003*	-	-	-	*2,265,003*
19	Ministry of Tourism, Arts and Culture	85,832,188	*50,000,000*	-	10,572,000	-	*146,404,188*
20	Ministry of Environment, Science, Tech. and Innovation	403,586,615	21,789,115	-	152,339,971	-	577,715,701
	o/w MESTI Hqtrs and Agencies	*403,586,615*	*9,597,615*	-	*32,339,971*	-	*445,524,201*
	o/w Completion of Foundry and Machine Tooling	-	*10,000,000*	-	*120,000,000*	-	*130,000,000*
	o/w Science and Technology Project	-	*2,191,500*	-	-	-	*2,191,500*
21	Ministry of Energy	10,052,415	19,623,919	-	805,000,000	-	834,676,334
	o/w MoEN Hqtrs and Agencies	*10,052,415*	*10,800,000*	-	*5,000,000*	-	*25,852,415*
	o/w Rural Electrification	-	-	-	*800,000,000*	-	*800,000,000*
	o/w Petroleum Hub	-	*7,017,485*	-	-	-	*7,017,485*
	o/w Nuclear Energy	-	*1,806,434*	-	-	-	*1,806,434*

Appendix 4A: MDA Expenditure Allocation (GH¢) – 2024 [Infrastructure Sector – GOG and ABFA]

Sn	Covered Entity	Compensation of Employees	Goods & Services		CAPEX		MDA Total
		GoG	GoG	ABFA	GoG	ABFA	GoG & ABFA
	Infrastructure	**227,701,150**	**234,475,921**	**-**	**2,720,372,813**	**1,828,246,582**	**5,010,796,466**
22	Ministry of Sanitation and Water Resources	29,059,375	7,418,004	-	24,487,699	50,984,800	111,949,878
	o/w MoSWR Hqtrs and Agencies	*29,059,375*	*2,930,305*	-	*4,487,699*	-	*36,477,379*
	o/w Water and Sanitation Initiative	-	*4,487,699*	-	*20,000,000*	*50,984,800*	*75,472,499*
23	Ministry of Works and Housing	25,576,846	31,007,102	-	360,000,000	-	416,583,948
	o/w MoWH Hqtrs and Agencies	*25,576,846*	*27,007,102*	-	*160,000,000*	-	*212,583,948*
	o/w Coastal Protection and Slum Upgrade	-	*4,000,000*	-	*200,000,000*	-	*204,000,000*
24	Ministry of Roads and Highways	100,466,597	7,386,837	-	1,875,132,105	1,529,861,782	3,512,847,321
	o/w MoRH Hqtrs and Agencies	*100,466,597*	*7,386,837*	-	-	-	*107,853,434*
	o/w Roads Infrastructure	-	-	-	*1,875,132,105*	*1,529,861,782*	*3,404,993,887*
25	Ministry of Communications and Digitalisation	51,288,681	174,798,008	-	360,753,009	-	586,839,698
	o/w MoC Hqtrs and Agencies	*51,288,681*	*12,118,212*	-	*15,000,000*	-	*78,406,893*
	o/w Rural Telephony	-	-	-	*290,753,009*	-	*290,753,009*
	o/w Digital Youth Village	-	*150,000,000*	-	*50,000,000*	-	*200,000,000*
	o/w Cyber Security Authority	-	*10,504,796*	-	*5,000,000*	-	*15,504,796*
	o/w NITA Data Charges	-	*2,175,000*	-	-	-	*2,175,000*
26	Ministry of Railways Development	7,242,437	6,610,128	-	-	247,400,000	261,252,565
	o/w MoRD Hqtrs and Agencies	*7,242,437*	*3,838,149*	-	-	-	*11,080,586*
	o/w Railways Development	-	*2,771,979*	-	-	*247,400,000*	*250,171,979*
27	Ministry of Transport	14,067,214	7,255,842	-	100,000,000	-	121,323,056
	o/w MoT Hqtrs and Agencies	*14,067,214*	*4,158,122*	-	*70,000,000*	-	*88,225,336*
	o/w Fish Landing Sites	-	*2,036,800*	-	*30,000,000*	-	*32,036,800*
	o/w Aircraft Accident/Incident Investigation & Prevention Bureau	-	*1,060,920*	-	-	-	*1,060,920*

Appendix 4A: MDA Expenditure Allocation (GH¢) – 2024 [Social Sector – GOG and ABFA]

Sn	Covered Entity	Compensation of Employees	Goods & Services		CAPEX		MDA Total
		GoG	GoG	ABFA	GoG	ABFA	GoG & ABFA
	Social	**33,282,229,570**	**2,916,781,383**	**2,400,899,587**	**326,553,841**	**-**	**38,926,464,381**
28	Ministry of Education	22,232,204,840	565,164,910	2,400,899,587	55,000,000	-	25,253,269,337
	o/w MoE Hqtrs and Agencies	*22,009,248,040*	*37,845,825*	-	*5,000,000*	-	*22,052,093,865*
	o/w Free Senior High School Programme	-	*364,762,893*	*2,400,899,587*	-	-	*2,765,662,480*
	o/w Existing Interventions in Education	-	*23,625,000*	-	-	-	*23,625,000*
	o/w Construction of Regional STEM Centres	-	-	-	*50,000,000*	-	*50,000,000*
	o/w WAEC / Exam Fee	-	*54,931,192*	-	-	-	*54,931,192*
	o/w Capitation Grant	-	*84,000,000*	-	-	-	*84,000,000*
	o/w Teacher Trainee Allowances	*222,956,800*	-	-	-	-	*222,956,800*
29	Ministry of Employment and Labour Relations	75,566,582	*7,131,610*	-	3,000,000	-	85,698,192
30	National Pensions Regulatory Authority	-	-	-	-	-	-
31	Ministry of Youth and Sports	37,833,906	104,000,000	-	50,000,000	-	191,833,906
	o/w MoYs Hqtrs and Agencies	37,833,906	4,000,000	-	-	-	41,833,906
	o/w All African Games	-	100,000,000	-	50,000,000	-	150,000,000
32	National Commission for Civic Education	97,104,255	21,821,985	-	48,620,952	-	167,547,192
33	Ministry of Chieftaincy and Religious Affairs	50,013,079	10,995,337	-	10,000,000	-	71,008,416
34	Ministry of Health	10,709,685,455	73,031,179	-	145,000,000	-	10,927,716,634
	o/w MoH Hqtrs and Agencies	*10,000,905,455*	*65,343,054*	-	*80,000,000*	-	*10,146,248,509*
	o/w Mental Health	-	*5,165,625*	-	-	-	*5,165,625*
	o/w Health Infrastructure	-	-	-	*50,000,000*	-	*50,000,000*
	o/w e-Health Project	-	-	-	*15,000,000*	-	*15,000,000*
	o/w Ghana Psychological Council	-	*2,522,500*	-	-	-	*2,522,500*
	o/w Nursing Trainee Allowances	*708,780,000*	-	-	-	-	*708,780,000*
35	Ministry of Gender, Children and Social Protection	70,720,493	2,125,648,543	-	12,000,000	-	2,208,369,036
	o/w MGCSoP Hqtrs and Agencies	*70,720,493*	*7,148,604*	-	*10,000,000*	-	*87,869,097*
	o/w Livelihood Empowerment Against Poverty	-	*720,000,000*	-	-	-	*720,000,000*
	o/w School Feeding Programme	-	*1,393,659,200*	-	*2,000,000*	-	*1,395,659,200*
	o/w Domestic Violence Fund	-	*2,700,000*	-	-	-	*2,700,000*
	o/w Child / Human Trafficking Fund	-	*2,140,739*	-	-	-	*2,140,739*
36	National Labour Commission	9,100,960	*8,987,819*	-	2,932,889	-	21,021,668

Appendix 4A: MDA Expenditure Allocation (GH¢) – 2024 [Public Safety Sector – GOG and ABFA]

Sn	Covered Entity	Compensation of Employees	Goods & Services		CAPEX		MDA Total
		GoG	GoG	ABFA	GoG	ABFA	GoG & ABFA
	Public Safety	**13,512,446,768**	**741,114,291**	**-**	**790,886,394**	**-**	**15,044,447,453**
37	Office of the Attorney-General and Ministry of Justice	190,328,268	17,280,955	-	53,000,000	-	260,609,223
	o/w MoJ Hqtrs and Agencies	*190,328,268*	*17,280,955*	-	*3,000,000*	-	*210,609,223*
	o/w Office of the Registrar of Companies	-	-	-	-	-	-
	o/w Construction of Law House	-	-	-	*50,000,000*	-	*50,000,000*
38	Office of the Legal Aid Commission	26,826,440	3,259,500	-	3,268,000	-	33,353,940
39	Ministry of Defence	3,376,685,871	117,986,475	-	365,724,613	-	3,860,396,959
	o/w MoD Hqtrs and Agencies	*3,376,685,871*	*97,986,475*	-	*165,724,613*	-	*3,640,396,959*
	o/w Construction of Forward Operating Base/ Northern Border Security	-	-	-	*200,000,000*	-	*200,000,000*
	o/w Defence Advisory Services	-	*20,000,000*	-	-	-	*20,000,000*
40	Commission on Human Rights and Administrative Justice	57,082,051	*16,069,943*	-	15,125,411	-	88,277,405
41	Judicial Service	616,930,541	162,277,710	-	114,398,370	-	893,606,621
	o/w Judicial Service Hqtrs and Agencies	*616,930,541*	*7,301,275*	-	-	-	*624,231,816*
	o/w Judiciary	-	*154,976,435*	-	*114,398,370*	-	*269,374,805*
42	Ministry of the Interior	7,895,484,637	127,473,911	-	100,000,000	-	8,122,958,548
	o/w MoI Hqtrs and Agencies	*7,895,484,637*	*127,473,911*	-	*100,000,000*	-	*8,122,958,548*
43	Ministry of National Security	1,280,208,961	264,030,127	-	92,000,000	-	1,636,239,088
	o/w MoNS Hqtrs and Agencies	*1,280,208,961*	*154,430,127*	-	*87,000,000*	-	*1,521,639,088*
	o/w National Signals Bureau	-	*10,000,000*	-	*5,000,000*	-	*15,000,000*
	o/w National Security Operations	-	*99,600,000*	-	-	-	*99,600,000*
44	Office of the Special Prosecutor	68,899,999	*32,735,670*	-	47,370,000	-	149,005,669
	Sub-Total MDAs	**53,257,380,466**	**7,163,288,834**	**2,410,919,587**	**7,229,407,798**	**2,429,426,582**	**72,490,423,267**

Appendix 4A: MDA Expenditure Allocation (GH¢) – 2024 [Multi-Sectoral Sector – GOG and ABFA]

Sn	Covered Entity	Compensation of Employees	Goods & Services		CAPEX		MDA Total
		GoG	GoG	ABFA	GoG	ABFA	GoG & ABFA
	Multi-Sectoral	**10,425,800,690**	**2,221,188,243**	**-**	**7,030,775,909**	**1,669,136,715**	**21,346,901,557**
45	General Government Services	3,748,027,099	1,357,174,388	-	5,475,398,161	1,669,136,715	12,249,736,363
	o/w Other General Government Services Expenditures	*3,748,027,099*	*524,552,388*	-	*605,398,161*	-	*4,877,977,648*
	o/w Accra-Tema Motorway Project (Equity and VGF for GIIF SPV)	-	-	-	-	*1,669,136,715*	*1,669,136,715*
	o/w Public Debt Management	-	*10,000,000*	-	-	-	*10,000,000*
	o/w GhanaCARES/ Growth Agenda	-	*400,000,000*	-	*1,000,000,000*	-	1,400,000,000
	o/w YouStart	-	*64,302,000*	-	*5,000,000*	-	69,302,000
	o/w La General Hospital	-	-	-	150,000,000	-	150,000,000
	o/w Resettlement of Victims of Akosombo Dam Spillage	-	*20,000,000*	-	200,000,000	-	220,000,000
	o/w Millennium Development Authority (MiDA)	-	*200,000,000*	-	600,000,000	-	800,000,000
	o/w Clearance of Outstanding BTAs	-	-	-	2,700,000,000	-	2,700,000,000
46	ECA Projects	-	-	-	1,000,000,000	-	1,000,000,000
47	Development Partner Projections (Bilateral)	-	-	-	-	-	-
48	Subscription	-	*350,659,152*	-	-	-	350,659,152
49	Contingency Vote	-	*513,354,703*	-	*555,377,748*	-	1,068,732,451
50	Pensions	2,563,967,644	-	-	-	-	2,563,967,644
51	Gratuities	384,595,147	-	-	-	-	384,595,147
52	Social Security	3,729,210,800	-	-	-	-	3,729,210,800
53	Interest Payments	-	-	-	-	-	-
54	Subsidies on Petroleum products	-	-	-	-	-	-
55	National Health Fund	-	-	-	-	-	-
56	Education Trust Fund	-	-	-	-	-	-
57	Road Fund	-	-	-	-	-	-
58	Petroleum Related Funds	-	-	-	-	-	-
59	Dist. Ass. Common Fund	-	-	-	-	-	-
	o/w ABFA	-	-	-	-	-	-
60	Ghana Infrastructure Fund (ABFA Capex)	-	-	-	-	-	-
61	Transfer to GNPC from Oil Revenue	-	-	-	-	-	-
62	Other Earmarked Funds	-	-	-	-	-	-
63	Social Benefits	-	-	-	-	-	-
	o/w Lifeline Consumers of Electricity	-	-	-	-	-	-
	o/w Transfers for Social Protection (LEAP)	-	-	-	-	-	-
64	Other Expenditures	-	-	-	-	-	-
	o/w ESLA Transfers	-	-	-	-	-	-
	o/w Energy Sector Payment Shortfalls	-	-	-	-	-	-
	o/w Finsec & Others	-	-	-	-	-	-
65	Arrears Clearance (net change)	-	-	-	-	-	-
66	Amortisation	-	-	-	-	-	-
	GRAND TOTAL	**63,683,181,156**	**9,374,477,077**	**2,410,919,587**	**14,140,183,707**	**4,098,563,297**	**93,707,324,824**

Appendix 4A: MDA Expenditure Allocation (GH¢) – 2024 [Administration Sector – IGF and DP Funds]

Sn	Covered Entity	Retained IGF				DP Funds			Sub-Total	Grand Total
		CoE	G & S	CAPEX	Sub-Total	G & S	CAPEX	Sub-Total DP Funds	DP & IGF	All Funding Sources
	Administration	**40,767,810**	**533,911,384**	**116,684,013**	**691,363,207**	**1,842,176,167**	**66,171,894**	**1,908,348,061**	**2,599,711,268**	**10,960,552,729**
1	Office of Government Machinery	-	146,083,762	7,634,446	153,718,208	57,616,648	-	57,616,648	211,334,855	2,074,827,164
	o/w OGM Hqtrs and Agencies	-	*146,083,762*	*7,634,446*	*153,718,208*	*57,616,648*	-	*57,616,648*	*211,334,855*	*1,055,799,984*
	o/w Public Enterprises	-	-	-	-	-	-	-	-	*1,099,805*
	o/w Scholarship Secretariat	-	-	-	-	-	-	-	-	*300,000,000*
	o/w Micro Finance and Small Loans Centre	-	-	-	-	-	-	-	-	*17,960,000*
	o/w National Identification Authority	-	-	-	-	-	-	-	-	*165,000,000*
	o/w Zongo Development Fund	-	-	-	-	-	-	-	-	*12,968,640*
	o/w Infrastructure for Poverty Eradication Programme (Development Authorities)	-	-	-	-	-	-	-	-	*498,918,735*
	o/w Home Rental Scheme	-	-	-	-	-	-	-	-	*20,000,000*
	o/w Council of State	-	-	-	-	-	-	-	-	*3,080,000*
2	Office of the Head of Civil Service	-	7,996,084	1,207,391	9,203,474	-	-	-	9,203,474	58,415,102
	o/w OHCS Hqtrs and Agencies	-	*7,996,084*	*1,207,391*	*9,203,474*	-	-	-	*9,203,474*	*54,345,102*
	o/w Promotion/ Recruitment/ Training	-	-	-	-	-	-	-	-	*4,070,000*
3	Parliament of Ghana	-	-	-	-	6,983,836	-	6,983,836	6,983,836	1,011,983,836
4	Audit Service	-	-	-	-	6,983,836	-	6,983,836	6,983,836	633,740,507
5	Public Services Commission	-	25,410	-	25,410	6,983,836	-	6,983,836	7,009,246	23,614,645
6	Electoral Commission	-	4,376,740	-	4,376,740	-	-	-	4,376,740	786,934,764
7	Ministry of Foreign Affairs and Regional Integration	421,692	115,061,504	49,133,130	164,616,326	-	57,791,291	57,791,291	222,407,617	1,127,787,155
8	Ministry of Finance	37,346,118	213,664,315	49,665,314	300,675,747	1,110,163,992	8,380,603	1,118,544,595	1,419,220,342	2,249,577,038
	o/w MoF Hqtrs and Agencies	*37,346,118*	*213,664,315*	*49,665,314*	*300,675,747*	*1,110,163,992*	*8,380,603*	*1,118,544,595*	*1,419,220,342*	*2,220,377,038*
	o/w Public Interest and Accountability Committee	-	-	-	-	-	-	-	-	*11,200,000*
	o/w NEIP	-	-	-	-	-	-	-	-	*18,000,000*
9	Ministry of Local Government, Decentralisation and Rural	3,000,000	13,868,642	1,000,000	17,868,642	607,769,732	-	607,769,732	625,638,374	2,606,741,905
	o/w MLGDRD Hqtrs and Agencies	*3,000,000*	*13,868,642*	*1,000,000*	*17,868,642*	*607,769,732*	-	*607,769,732*	*625,638,374*	*734,641,001*
	o/w Local Government Service (incl. RCCs and MMDAs)	-	-	-	-	-	-	-	-	*1,812,100,904*
	o/w Regional Reorganisation and Development	-	-	-	-	-	-	-	-	*60,000,000*
10	National Media Commission	-	-	-	-	-	-	-	-	23,542,520
11	National Development Planning Commission	-	-	-	-	45,674,288	-	45,674,288	45,674,288	63,275,187
12	Ministry of Information	-	*32,834,928*	8,043,732	40,878,659	-	-	-	40,878,659	267,798,909
13	Right to Information Commission	-	-	-	-	-	-	-	-	22,890,222
14	Ministry of Parliamentary Affairs	-	-	-	-	-	-	-	-	9,423,774

Appendix 4A: MDA Expenditure Allocation (GH¢) – 2024 [Economic Sector – IGF and DP Funds]

Sn	Covered Entity	Retained IGF				DP Funds			Sub-Total	Grand Total
		CoE	G & S	CAPEX	Sub-Total	G & S	CAPEX	Sub-Total DP Funds	DP & IGF	All Funding Sources
	Economic	**569,207,288**	**1,150,837,027**	**567,215,483**	**2,287,259,798**	**1,135,118,495**	**354,121,362**	**1,489,239,858**	**3,776,499,655**	**8,924,373,161**
15	Ministry of Food and Agriculture	157,650	12,105,484	12,140,867	24,404,001	544,638,647	55,870,689	600,509,336	624,913,336	3,020,653,634
	o/w MoFA Hqtrs and Agencies	*157,650*	*12,105,484*	*12,140,867*	*24,404,001*	*544,638,647*	*55,870,689*	*600,509,336*	*624,913,336*	*1,795,653,634*
	o/w Planting for Food and Jobs	-	-	-	-	-	-	-	-	*700,000,000*
	o/w Agric Infrastructure	-	-	-	-	-	-	-	-	*525,000,000*
16	Ministry of Fisheries and Aquaculture Development	-	50,581,032	99,522,001	150,103,033	-	-	-	150,103,033	298,772,253
	o/w MoFAD Hqtrs and Agencies	-	*50,581,032*	*99,522,001*	*150,103,033*	-	-	-	*150,103,033*	*278,367,253*
	o/w Anomabo Fisheries College	-	-	-	-	-	-	-	-	*20,405,000*
17	Ministry of Lands and Natural Resources	179,550,211	564,726,493	206,441,967	950,718,671	75,984,137	153,644,394	229,628,530	1,180,347,202	1,734,758,575
	o/w MLNR Hqtrs and Agencies	*179,550,211*	*564,726,493*	*206,441,967*	*950,718,671*	*75,984,137*	*153,644,394*	*229,628,530*	*1,180,347,202*	*1,605,288,270*
	o/w National Afforestation Programme	-	-	-	-	-	-	-	-	*55,000,000*
	o/w Ghana Integrated Aluminium Dev't Company	-	-	-	-	-	-	-	-	*33,095,346*
	o/w Operation Vanguard (Anti-Galamsey Operations and	-	-	-	-	-	-	-	-	*2,880,000*
	o/w Ghana Integrated Iron and Steel Development Corp.	-	-	-	-	-	-	-	-	*38,494,959*
18	Ministry of Trade and Industry	46,018,702	156,201,213	79,959,527	282,179,442	248,624,564	-	248,624,564	530,804,006	1,021,060,398
	o/w MOTI Hqtrs and Agencies	*46,018,702*	*156,201,213*	*79,959,527*	*282,179,442*	*248,624,564*	-	*248,624,564*	*530,804,006*	*881,819,091*
	o/w One District One Factory Programme	-	-	-	-	-	-	-	-	*123,476,304*
	o/w Africa Continental Free Trade Area Secretariat	-	-	-	-	-	-	-	-	*13,500,000*
	o/w Business Development	-	-	-	-	-	-	-	-	*2,265,003*
19	Ministry of Tourism, Arts and Culture	-	22,211,802	6,520,691	*28,732,492*	251,418	-	*251,418*	*28,983,911*	*175,388,099*
20	Ministry of Environment, Science, Tech. and Innovation	107,662,262	169,511,002	60,460,961	337,634,225	258,635,893	-	258,635,893	596,270,118	1,173,985,819
	o/w MESTI Hqtrs and Agencies	*107,662,262*	*169,511,002*	*60,460,961*	*337,634,225*	*258,635,893*	-	*258,635,893*	*596,270,118*	*1,041,794,319*
	o/w MESTI Hqtrs and Agencies	-	-	-	-	-	-	-	-	*130,000,000*
	o/w Science and Technology Project	-	-	-	-	-	-	-	-	*2,191,500*
21	Ministry of Energy	235,818,463	175,499,999	102,169,471	513,487,933	6,983,836	144,606,280	151,590,116	665,078,049	1,499,754,383
	o/w MoEN Hqtrs and Agencies	*235,818,463*	*175,499,999*	*102,169,471*	*513,487,933*	*6,983,836*	*144,606,280*	*151,590,116*	*665,078,049*	*690,930,464*
	o/w Rural Electrification	-	-	-	-	-	-	-	-	*800,000,000*
	o/w Petroleum Hub	-	-	-	-	-	-	-	-	*7,017,485*
	o/w Nuclear Energy	-	-	-	-	-	-	-	-	*1,806,434*

Appendix 4A: MDA Expenditure Allocation (GH¢) – 2024 [Infrastructure Sector – IGF and DP Funds]

Sn	Covered Entity	Retained IGF				DP Funds			Sub-Total	Grand Total
		CoE	G & S	CAPEX	Sub-Total	G & S	CAPEX	Sub-Total DP Funds	DP & IGF	All Funding Sources
	Infrastructure	**242,706,495**	**520,510,333**	**218,368,860**	**981,585,688**	**226,276,289**	**1,125,794,442**	**1,352,070,731**	**2,333,656,419**	**7,344,452,885**
22	Ministry of Sanitation and Water Resources	-	74,426,718	2,406,826	76,833,544	16,761,207	385,507,752	402,268,958	479,102,502	591,052,380
	o/w MoSWR Hqtrs and Agencies	-	*74,426,718*	*2,406,826*	*76,833,544*	*16,761,207*	*385,507,752*	*402,268,958*	*479,102,502*	*515,579,881*
	o/w Water and Sanitation Initiative	-	-	-	-	-	-	-	-	*75,472,499*
23	Ministry of Works and Housing	19,355	8,773,611	6,355,292	15,148,258	-	153,644,394	153,644,394	168,792,652	585,376,600
	o/w MoWH Hqtrs and Agencies	*19,355*	*8,773,611*	*6,355,292*	*15,148,258*	-	*153,644,394*	*153,644,394*	*168,792,652*	*381,376,600*
	o/w Dredging of White Volta	-	-	-	-	-	-	-	-	-
	o/w Coastal Protection and Slum Upgrade	-	-	-	-	-	-	-	-	*204,000,000*
24	Ministry of Roads and Highways	-	30,963,744	11,043,770	42,007,514	-	558,706,952	558,706,952	600,714,466	4,113,561,787
	o/w MoRH Hqtrs and Agencies	-	*30,963,744*	*11,043,770*	*42,007,514*	-	*558,706,952*	*558,706,952*	*600,714,466*	*708,567,900*
	o/w Roads Infrastructure	-	-	-	-	-	-	-	-	*3,404,993,887*
25	Ministry of Communications and Digitalisation	148,198,886	152,717,984	139,944,962	440,861,831	209,515,082	-	209,515,082	650,376,914	1,237,216,612
	o/w MoC Hqtrs and Agencies	*148,198,886*	*152,717,984*	*139,944,962*	*440,861,831*	*209,515,082*	-	*209,515,082*	*650,376,914*	*728,783,807*
	o/w Rural Telephony	-	-	-	-	-	-	-	-	*290,753,009*
	o/w Digital Youth Village	-	-	-	-	-	-	-	-	*200,000,000*
	o/w Cyber Security Authority	-	-	-	-	-	-	-	-	*15,504,796*
	o/w NITA Data Charges	-	-	-	-	-	-	-	-	*2,175,000*
26	Ministry of Railways Development	-	4,768,189	1,192,047	5,960,236	-	-	-	5,960,236	267,212,801
	o/w MoRD Hqtrs and Agencies	-	*4,768,189*	*1,192,047*	*5,960,236*	-	-	-	*5,960,236*	*17,040,822*
	o/w Railways Development	-	-	-	-	-	-	-	-	*250,171,979*
27	Ministry of Transport	94,488,254	248,860,088	57,425,963	400,774,305	-	27,935,344	27,935,344	428,709,649	550,032,705
	o/w MoT Hqtrs and Agencies	*94,488,254*	*248,860,088*	*57,425,963*	*400,774,305*	-	*27,935,344*	*27,935,344*	*428,709,649*	*516,934,985*
	o/w Fish Landing Sites	-	-	-	-	-	-	-	-	*32,036,800*
	o/w Aircraft Accident/Incident Investigation & Prevention Bureau	-	-	-	-	-	-	-	-	*1,060,920*

Appendix 4A: MDA Expenditure Allocation (GH¢) – 2024 [Social Sector – IGF and DP Funds]

Sn	Covered Entity	Retained IGF				DP Funds			Sub-Total	Grand Total
		CoE	G & S	CAPEX	Sub-Total	G & S	CAPEX	Sub-Total DP Funds	DP & IGF	All Funding Sources
	Social	**834,079,478**	**5,441,162,454**	**1,351,915,636**	**7,627,157,569**	**1,436,844,721**	**275,547,410**	**1,712,392,131**	**9,339,549,700**	**48,266,014,081**
28	Ministry of Education	216,085,363	2,356,597,679	860,570,113	3,433,253,155	757,836,860	69,838,361	827,675,221	4,260,928,376	29,514,197,713
	o/w MoE Hqtrs and Agencies	*216,085,363*	*2,356,597,679*	*860,570,113*	*3,433,253,155*	*757,836,860*	*69,838,361*	*827,675,221*	*4,260,928,376*	*26,313,022,241*
	o/w Free Senior High School Programme	-	-	-	-	-	-	-	-	*2,765,662,480*
	o/w Existing Interventions in Education	-	-	-	-	-	-	-	-	*23,625,000*
	o/w Construction of Regional STEM Centres	-	-	-	-	-	-	-	-	*50,000,000*
	o/w WAEC / Exam Fee	-	-	-	-	-	-	-	-	*54,931,192*
	o/w Capitation Grant	-	-	-	-	-	-	-	-	*84,000,000*
	o/w Teacher Trainee Allowances	-	-	-	-	-	-	-	-	*222,956,800*
29	Ministry of Employment and Labour Relations	-	7,046,345	522,828	7,569,172	17,773,705	80,000,000	97,773,705	105,342,878	191,041,070
30	National Pensions Regulatory Authority	49,443,071	46,240,169	39,521,250	135,204,490	-	-	-	135,204,490	135,204,490
31	Ministry of Youth and Sports	-	3,962,067	-	3,962,067	-	-	-	3,962,067	195,795,973
	o/w MoYs Hqtrs and Agencies	-	3,962,067	-	3,962,067	-	-	-	3,962,067	45,795,973
	o/w All African Games	-	-	-	-	-	-	-	-	150,000,000
32	National Commission for Civic Education	-	-	-	-	-	-	-	-	167,547,192
33	Ministry of Chieftaincy and Religious Affairs	-	-	-	-	-	-	-	-	71,008,416
34	Ministry of Health	568,551,044	3,026,123,356	451,301,445	4,045,975,846	477,835,750	125,709,049	603,544,800	4,649,520,645	15,577,237,279
	o/w MoH Hqtrs and Agencies	*568,551,044*	*3,026,123,356*	*451,301,445*	*4,045,975,846*	*477,835,750*	*125,709,049*	*603,544,800*	*4,649,520,645*	*14,795,769,154*
	o/w Mental Health	-	-	-	-	-	-	-	-	*5,165,625*
	o/w Health Infrastructure	-	-	-	-	-	-	-	-	*50,000,000*
	o/w e-Health Project	-	-	-	-	-	-	-	-	*15,000,000*
	o/w Ghana Psychological Council	-	-	-	-	-	-	-	-	*2,522,500*
	o/w Nursing Trainee Allowances	-	-	-	-	-	-	-	-	*708,780,000*
35	Ministry of Gender, Children and Social Protection	-	1,192,839	-	1,192,839	183,398,406	-	183,398,406	184,591,244	2,392,960,280
	o/w MGCSoP Hqtrs and Agencies	-	*1,192,839*	-	*1,192,839*	*183,398,406*	-	*183,398,406*	*184,591,244*	*272,460,341*
	o/w Livelihood Empowerment Against Poverty	-	-	-	-	-	-	-	-	*720,000,000*
	o/w School Feeding Programme	-	-	-	-	-	-	-	-	*1,395,659,200*
	o/w Domestic Violence Fund	-	-	-	-	-	-	-	-	*2,700,000*
	o/w Child / Human Trafficking Fund	-	-	-	-	-	-	-	-	*2,140,739*
36	National Labour Commission	-	-	-	-	-	-	-	-	21,021,668

Appendix 4A: MDA Expenditure Allocation (GH¢) – 2024 [Public Safety Sector – IGF and DP Funds]

	Public Safety	**53,162,639**	**224,862,352**	**279,886,677**	**557,911,668**	**-**	**-**	**-**	**557,911,668**	**15,602,359,121**
37	Office of the Attorney-General and Ministry of Justice	12,175,000	108,564,681	99,930,464	220,670,144	-	-	-	220,670,144	481,279,367
	o/w MoJ Hqtrs and Agencies	*12,175,000*	*30,130,617*	*15,773,185*	*58,078,803*	-	-	-	*58,078,803*	*268,688,026*
	o/w Office of the Registrar of Companies	-	*78,434,063*	*84,157,278*	*162,591,342*	-	-	-	*162,591,342*	*162,591,342*
	o/w Construction of Law House	-	-	-	-	-	-	-	-	*50,000,000*
38	Office of the Legal Aid Commission	-	70,277	-	70,277	-	-	-	70,277	33,424,217
39	Ministry of Defence	-	26,186,878	4,568,019	30,754,897	-	-	-	30,754,897	3,891,151,856
	o/w MoD Hqtrs and Agencies	-	*26,186,878*	*4,568,019*	*30,754,897*	-	-	-	30,754,897	*3,671,151,856*
	o/w Construction of Forward Operating Base/ Northern Border Security	-	-	-	-	-	-	-	-	*200,000,000*
	o/w Defence Advisory Services	-	-	-	-	-	-	-	-	*20,000,000*
40	Commission on Human Rights and Administrative Justice	-	-	-	-	-	-	-	-	88,277,405
41	Judicial Service	30,667,174	17,889,185	2,555,598	51,111,957	-	-	-	51,111,957	944,718,578
	o/w Judicial Service Hqtrs and Agencies	*30,667,174*	*17,889,185*	*2,555,598*	*51,111,957*	-	-	-	*51,111,957*	*675,343,773*
	o/w Judiciary	-	-	-	-	-	-	-	-	*269,374,805*
42	Ministry of the Interior	10,320,464	72,151,331	172,832,596	255,304,392	-	-	-	255,304,392	8,378,262,940
	o/w MoI Hqtrs and Agencies	*10,320,464*	*72,151,331*	*172,832,596*	*255,304,392*	-	-	-	*255,304,392*	*8,378,262,940*
43	Ministry of National Security	-	-	-	-	-	-	-	-	1,636,239,088
	o/w MoNS Hqtrs and Agencies	-	-	-	-	-	-	-	-	*1,521,639,088*
	o/w National Signals Bureau	-	-	-	-	-	-	-	-	*15,000,000*
	o/w National Security Operations	-	-	-	-	-	-	-	-	*99,600,000*
44	Office of the Special Prosecutor	-	-	-	-	-	-	-	-	149,005,669
	Sub-Total MDAs	**1,739,923,711**	**7,871,283,550**	**2,534,070,668**	**12,145,277,929**	**4,640,415,673**	**1,821,635,108**	**6,462,050,781**	**18,607,328,710**	**91,097,751,977**

Appendix 4A: MDA Expenditure Allocation (GH¢) – 2024 [Multi-Sectoral Sector – IGF and DP Funds]

Sn	Covered Entity	Retained IGF				DP Funds			Sub-Total	Grand Total
		CoE	G & S	CAPEX	Sub-Total	G & S	CAPEX	Sub-Total DP Funds	DP & IGF	All Funding Sources
	Multi-Sectoral	**76,245,583**	**117,906,360**	**-**	**194,151,943**	**20,951,508**	**3,998,022,356**	**4,018,973,864**	**4,213,125,807**	**25,430,027,364**
45	General Government Services	-	-	-	-	-	-	-	-	12,129,736,363
	o/w Other General Government Services Expenditures	-	-	-	-	-	-	-	-	*4,877,977,648*
	o/w Accra-Tema Motorway Project (Equity and VGF for GIIF	-	-	-	-	-	-	-	-	*1,669,136,715*
	o/w Public Debt Management	-	-	-	-	-	-	-	-	*10,000,000*
	o/w GhanaCARES	-	-	-	-	-	-	-	-	1,280,000,000
	o/w YouStart	-	-	-	-	-	-	-	-	69,302,000
	o/w La General Hospital	-	-	-	-	-	-	-	-	150,000,000
	o/w Resettlement of Victims of Akosombo Dam Spillage	-	-	-	-	-	-	-	-	220,000,000
	o/w Millennium Development Authority (MiDA)	-	-	-	-	-	-	-	-	800,000,000
	o/w Clearance of Outstanding BTAs	-	-	-	-	-	-	-	-	2,700,000,000
46	ECA Projects	-	-	-	-	-	-	-	-	1,000,000,000
47	Development Partner Projections (Bilateral)	-	-	-	-	20,951,508	3,998,022,356	4,018,973,864	4,018,973,864	4,018,973,864
48	Subscription	-	-	-	-	-	-	-	-	350,659,152
49	Contingency Vote	-	-	-	-	-	-	-	-	1,058,732,451
50	Pensions	-	-	-	-	-	-	-	-	2,563,967,644
51	Gratuities	-	-	-	-	-	-	-	-	384,595,147
52	Social Security	-	-	-	-	-	-	-	-	3,729,210,800
53	Interest Payments	-	-	-	-	-	-	-	-	-
54	Subsidies on Petroleum products	-	-	-	-	-	-	-	-	-
55	National Health Fund	76,245,583	117,906,360	-	194,151,943	-	-	-	194,151,943	194,151,943
56	Education Trust Fund	-	-	-	-	-	-	-	-	-
57	Road Fund	-	-	-	-	-	-	-	-	-
58	Petroleum Related Funds	-	-	-	-	-	-	-	-	-
59	Dist. Ass. Common Fund	-	-	-	-	-	-	-	-	-
	o/w ABFA	-	-	-	-	-	-	-	-	-
60	Ghana Infrastructure Fund (ABFA Capex)	-	-	-	-	-	-	-	-	-
61	Transfer to GNPC from Oil Revenue	-	-	-	-	-	-	-	-	-
62	Other Earmarked Funds	-	-	-	-	-	-	-	-	-
63	Social Benefits	-	-	-	-	-	-	-	-	-
	o/w Lifeline Consumers of Electricity	-	-	-	-	-	-	-	-	-
	o/w Transfers for Social Protection	-	-	-	-	-	-	-	-	-
64	Other Expenditures	-	-	-	-	-	-	-	-	-
	o/w ESLA Transfers	-	-	-	-	-	-	-	-	-
	o/w Energy Sector Payment Shortfalls	-	-	-	-	-	-	-	-	-
	o/w Finsec & Others	-	-	-	-	-	-	-	-	-
65	Arrears Clearance (net change)	-	-	-	-	-	-	-	-	-
66	Amortisation	-	-	-	-	-	-	-	-	-
	GRAND TOTAL	**1,816,169,294**	**7,989,189,910**	**2,534,070,668**	**12,339,429,872**	**4,661,367,181**	**5,819,657,464**	**10,481,024,645**	**22,820,454,517**	**116,527,779,341**

Appendix 4A: MDA Expenditure Allocation (GH¢) – 2024 [Administration Sector – Summary]

Sn	Covered Entity	Compensation of Employees	Goods & Services		CAPEX		IGF	DP Funds	Sub-Total	Grand Total
		GoG	GoG	ABFA	GoG	ABFA				
	Administration	**5,050,517,856**	**2,216,041,126**	**10,020,000**	**1,083,082,479**	**1,180,000**	**691,363,207**	**1,908,348,061**	**10,960,552,729**	**10,960,552,729**
1	Office of Government Machinery	326,907,847	924,143,874	-	612,440,588	-	153,718,208	57,616,648	2,074,827,164	2,074,827,164
	o/w OGM Hqtrs and Agencies	*326,907,847*	*450,557,282*	-	*67,000,000*	-	*153,718,208*	*57,616,648*	*1,055,799,984*	*1,055,799,984*
	o/w Public Enterprises	-	*1,099,805*	-	-	-	-	-	*1,099,805*	*1,099,805*
	o/w Scholarship Secretariat	-	*300,000,000*	-	-	-	-	-	*300,000,000*	*300,000,000*
	o/w Micro Finance and Small Loans Centre	-	*17,960,000*	-	-	-	-	-	*17,960,000*	*17,960,000*
	o/w National Identification Authority	-	*115,000,000*	-	*50,000,000*	-	-	-	*165,000,000*	*165,000,000*
	o/w Zongo Development Fund	-	*12,968,640*	-	-	-	-	-	*12,968,640*	*12,968,640*
	o/w Infrastructure for Poverty Eradication Programme (Development Authorities)	-	*3,478,147*	-	*495,440,588*	-	-	-	*498,918,735*	*498,918,735*
	o/w Home Rental Scheme	-	*20,000,000*	-	-	-	-	-	*20,000,000*	*20,000,000*
	o/w Council of State	-	*3,080,000*	-	-	-	-	-	*3,080,000*	*3,080,000*
2	Office of the Head of Civil Service	35,041,716	7,169,912	-	7,000,000	-	9,203,474	-	58,415,102	58,415,102
	o/w OHCS Hqtrs and Agencies	*35,041,716*	*3,099,912*	-	*7,000,000*	-	*9,203,474*	-	*54,345,102*	*54,345,102*
	o/w Promotion/ Recruitment/ Training	-	*4,070,000*	-	-	-	-	-	*4,070,000*	*4,070,000*
3	Parliament of Ghana	435,000,000	436,000,000	-	134,000,000	-	-	6,983,836	1,011,983,836	1,011,983,836
4	Audit Service	521,805,785	81,881,745	-	23,069,141	-	-	6,983,836	633,740,507	633,740,507
5	Public Services Commission	9,739,692	2,835,208	-	4,030,499	-	25,410	6,983,836	23,614,645	23,614,645
6	Electoral Commission	87,653,063	606,449,009	-	88,455,952	-	4,376,740	-	786,934,764	786,934,764
7	Ministry of Foreign Affairs and Regional Integration	875,554,538	14,000,000	-	15,825,000	-	164,616,326	57,791,291	1,127,787,155	1,127,787,155
8	Ministry of Finance	703,482,252	64,874,145	10,020,000	50,800,299	1,180,000	300,675,747	1,118,544,595	2,249,577,038	2,249,577,038
	o/w MoF Hqtrs and Agencies	*703,482,252*	*46,874,145*	-	*50,800,299*	-	*300,675,747*	*1,118,544,595*	*2,220,377,038*	*2,220,377,038*
	o/w Public Interest and Accountability Committee	-	-	*10,020,000*	-	*1,180,000*	-	-	*11,200,000*	*11,200,000*
	o/w NEIP	-	*18,000,000*	-	-	-	-	-	*18,000,000*	*18,000,000*
9	Ministry of Local Government, Decentralisation and Rural	1,866,545,443	48,758,088	-	65,800,000	-	17,868,642	607,769,732	2,606,741,905	2,606,741,905
	o/w MLGDRD Hqtrs and Agencies	*99,155,658*	*4,046,969*	-	*5,800,000*	-	*17,868,642*	*607,769,732*	*734,641,001*	*734,641,001*
	o/w Local Government Service (incl. RCCs and MMDAs)	*1,767,389,785*	*44,711,119*	-	-	-	-	-	*1,812,100,904*	*1,812,100,904*
	o/w Regional Reorganisation and Development	-	-	-	*60,000,000*	-	-	-	*60,000,000*	*60,000,000*
10	National Media Commission	9,522,520	10,000,000	-	4,020,000	-	-	-	23,542,520	23,542,520
11	National Development Planning Commission	8,709,899	5,250,000	-	3,641,000	-	-	45,674,288	63,275,187	63,275,187
12	Ministry of Information	148,898,449	8,021,801	-	70,000,000	-	40,878,659	-	267,798,909	267,798,909
13	Right to Information Commission	18,049,132	2,841,090	-	2,000,000	-	-	-	22,890,222	22,890,222
14	Ministry of Parliamentary Affairs	3,607,520	3,816,254	-	2,000,000	-	-	-	9,423,774	9,423,774

Appendix 4A: MDA Expenditure Allocation (GH¢) – 2024 [Economic Sector – Summary]

Sn	Covered Entity	Compensation of Employees	Goods & Services		CAPEX		IGF	DP Funds	Sub-Total	Grand Total
		GoG	GoG	ABFA	GoG	ABFA				
	Economic	**1,184,485,122**	**1,054,876,113**	**-**	**2,308,512,271**	**600,000,000**	**2,287,259,798**	**1,489,239,858**	**8,924,373,161**	**8,924,373,161**
15	Ministry of Food and Agriculture	146,688,432	724,051,866	-	925,000,000	600,000,000	24,404,001	600,509,336	3,020,653,634	3,020,653,634
	o/w MoFA Hqtrs and Agencies	*146,688,432*	*24,051,866*	-	*400,000,000*	*600,000,000*	*24,404,001*	*600,509,336*	*1,795,653,634*	*1,795,653,634*
	o/w Planting for Food and Jobs	-	*700,000,000*	-	-	-	-	-	*700,000,000*	*700,000,000*
	o/w Agric Infrastructure	-	-	-	*525,000,000*	-	-	-	*525,000,000*	*525,000,000*
16	Ministry of Fisheries and Aquaculture Development	28,264,220	50,405,000	-	70,000,000	-	150,103,033	-	298,772,253	298,772,253
	o/w MoFAD Hqtrs and Agencies	*28,264,220*	*50,000,000*	-	*50,000,000*	-	*150,103,033*	-	*278,367,253*	*278,367,253*
	o/w Anomabo Fisheries College	-	*405,000*	-	*20,000,000*	-	-	-	*20,405,000*	*20,405,000*
17	Ministry of Lands and Natural Resources	411,346,403	117,464,670	-	25,600,300	-	950,718,671	229,628,530	1,734,758,575	1,734,758,575
	o/w MLNR Hqtrs and Agencies	*411,346,403*	*8,594,665*	-	*5,000,000*	-	*950,718,671*	*229,628,530*	*1,605,288,270*	*1,605,288,270*
	o/w National Afforestation Programme	-	*55,000,000*	-	-	-	-	-	*55,000,000*	*55,000,000*
	o/w Ghana Integrated Aluminium Dev't Company	-	*23,095,346*	-	*10,600,300*	-	-	-	*33,695,646*	*33,695,646*
	o/w Operation Vanguard (Anti-Galamsey Operations and	-	*2,880,000*	-	-	-	-	-	*2,880,000*	*2,880,000*
	o/w Ghana Integrated Iron and Steel Development Corp.	-	*27,894,659*	-	*10,600,300*	-	-	-	*38,494,959*	*38,494,959*
18	Ministry of Trade and Industry	98,714,849	71,541,543	-	320,000,000	-	282,179,442	248,624,564	1,021,060,398	1,021,060,398
	o/w MOTI Hqtrs and Agencies	*98,714,849*	*52,300,236*	-	*200,000,000*	-	*282,179,442*	*248,624,564*	*881,819,091*	*881,819,091*
	o/w One District One Factory Programme	-	*3,476,304*	-	*120,000,000*	-	-	-	*123,476,304*	*123,476,304*
	o/w Africa Continental Free Trade Area Secretariat	-	*13,500,000*	-	-	-	-	-	*13,500,000*	*13,500,000*
	o/w Business Development	-	*2,265,003*	-	-	-	-	-	*2,265,003*	*2,265,003*
19	Ministry of Tourism, Arts and Culture	85,832,188	50,000,000	-	10,572,000	-	28,732,492	251,418	175,388,099	175,388,099
20	Ministry of Environment, Science, Tech. and Innovation	403,586,615	21,789,115	-	152,339,971	-	337,634,225	258,635,893	1,173,985,819	1,173,985,819
	o/w MESTI Hqtrs and Agencies	*403,586,615*	*9,597,615*	-	*32,339,971*	-	*337,634,225*	*258,635,893*	*1,041,794,319*	*1,041,794,319*
	o/w MESTI Hqtrs and Agencies	-	*10,000,000*	-	*120,000,000*	-	-	-	*130,000,000*	*130,000,000*
	o/w Science and Technology Project	-	*2,191,500*	-	-	-	-	-	*2,191,500*	*2,191,500*
21	Ministry of Energy	10,052,415	19,623,919	-	805,000,000	-	513,487,933	151,590,116	1,499,754,383	1,499,754,383
	o/w MoEN Hqtrs and Agencies	*10,052,415*	*10,800,000*	-	*5,000,000*	-	*513,487,933*	*151,590,116*	*690,930,464*	*690,930,464*
	o/w Rural Electrification	-	-	-	*800,000,000*	-	-	-	*800,000,000*	*800,000,000*
	o/w Petroleum Hub	-	*7,017,485*	-	-	-	-	-	*7,017,485*	*7,017,485*
	o/w Nuclear Energy	-	*1,806,434*	-	-	-	-	-	*1,806,434*	*1,806,434*

Appendix 4A: MDA Expenditure Allocation (GH¢) – 2024 [Infrastructure Sector – Summary]

Sn	Covered Entity	Compensation of Employees	Goods & Services		CAPEX		IGF	DP Funds	Sub-Total	Grand Total
		GoG	GoG	ABFA	GoG	ABFA				
	Infrastructure	**227,701,150**	**234,475,921**	**-**	**2,720,372,813**	**1,828,246,582**	**981,585,688**	**1,352,070,731**	**7,344,452,885**	**7,344,452,885**
22	Ministry of Sanitation and Water Resources	29,059,375	7,418,004	-	24,487,699	50,984,800	76,833,544	402,268,958	591,052,380	591,052,380
	o/w MoSWR Hqtrs and Agencies	*29,059,375*	*2,930,305*	-	*4,487,699*	-	*76,833,544*	*402,268,958*	*515,579,881*	*515,579,881*
	o/w Water and Sanitation Initiative	-	*4,487,699*	-	*20,000,000*	*50,984,800*	-	-	*75,472,499*	*75,472,499*
23	Ministry of Works and Housing	25,576,846	31,007,102	-	360,000,000	-	15,148,258	153,644,394	585,376,600	585,376,600
	o/w MoWH Hqtrs and Agencies	*25,576,846*	*27,007,102*	-	*160,000,000*	-	*15,148,258*	*153,644,394*	*381,376,600*	*381,376,600*
	o/w Dredging of White Volta	-	-	-	-	-	-	-	-	-
	o/w Coastal Protection and Slum Upgrade	-	*4,000,000*	-	*200,000,000*	-	-	-	*204,000,000*	*204,000,000*
24	Ministry of Roads and Highways	100,466,597	7,386,837	-	1,875,132,105	1,529,861,782	42,007,514	558,706,952	4,113,561,787	4,113,561,787
	o/w MoRH Hqtrs and Agencies	*100,466,597*	*7,386,837*	-	-	-	*42,007,514*	*558,706,952*	*708,567,900*	*708,567,900*
	o/w Roads Infrastructure	-	-	-	*1,875,132,105*	*1,529,861,782*	-	-	*3,404,993,887*	*3,404,993,887*
25	Ministry of Communications and Digitalisation	51,288,681	174,798,008	-	360,753,009	-	440,861,831	209,515,082	1,237,216,612	1,237,216,612
	o/w MoC Hqtrs and Agencies	*51,288,681*	*12,118,212*	-	*15,000,000*	-	*440,861,831*	*209,515,082*	*728,783,807*	*728,783,807*
	o/w Rural Telephony	-	-	-	*290,753,009*	-	-	-	*290,753,009*	*290,753,009*
	o/w Digital Youth Village	-	*150,000,000*	-	*50,000,000*	-	-	-	*200,000,000*	*200,000,000*
	o/w Cyber Security Authority	-	*10,504,796*	-	*5,000,000*	-	-	-	*15,504,796*	*15,504,796*
	o/w NITA Data Charges	-	*2,175,000*	-	-	-	-	-	*2,175,000*	*2,175,000*
26	Ministry of Railways Development	7,242,437	6,610,128	-	-	247,400,000	5,960,236	-	267,212,801	267,212,801
	o/w MoRD Hqtrs and Agencies	*7,242,437*	*3,838,149*	-	-	-	*5,960,236*	-	*17,040,822*	*17,040,822*
	o/w Railways Development	-	*2,771,979*	-	-	*247,400,000*	-	-	*250,171,979*	*250,171,979*
27	Ministry of Transport	14,067,214	7,255,842	-	100,000,000	-	400,774,305	27,935,344	550,032,705	550,032,705
	o/w MoT Hqtrs and Agencies	*14,067,214*	*4,158,122*	-	*70,000,000*	-	*400,774,305*	*27,935,344*	*516,934,985*	*516,934,985*
	o/w Fish Landing Sites	-	*2,036,800*	-	*30,000,000*	-	-	-	*32,036,800*	*32,036,800*
	o/w Aircraft Accident/Incident Investigation & Prevention	-	*1,060,920*	-	-	-	-	-	*1,060,920*	*1,060,920*

Appendix 4A: MDA Expenditure Allocation (GH¢) – 2024 [Social Sector – Summary]

Sn	Covered Entity	Compensation of Employees	Goods & Services		CAPEX		IGF	DP Funds	Sub-Total	Grand Total
		GoG	GoG	ABFA	GoG	ABFA				
	Social	**33,282,229,570**	**2,916,781,383**	**2,400,899,587**	**326,553,841**	**-**	**7,627,157,569**	**1,712,392,131**	**48,266,014,081**	**48,266,014,081**
28	Ministry of Education	22,232,204,840	565,164,910	2,400,899,587	55,000,000	-	3,433,253,155	827,675,221	29,514,197,713	29,514,197,713
	o/w MoE Hqtrs and Agencies	*22,009,248,040*	*37,845,825*	-	*5,000,000*	-	*3,433,253,155*	*827,675,221*	*26,313,022,241*	*26,313,022,241*
	o/w Free Senior High School Programme	-	*364,762,893*	*2,400,899,587*	-	-	-	-	*2,765,662,480*	*2,765,662,480*
	o/w Existing Interventions in Education	-	*23,625,000*	-	-	-	-	-	*23,625,000*	*23,625,000*
	o/w Construction of Regional STEM Centres	-	-	-	*50,000,000*	-	-	-	*50,000,000*	*50,000,000*
	o/w WAEC / Exam Fee	-	*54,931,192*	-	-	-	-	-	*54,931,192*	*54,931,192*
	o/w Capitation Grant	-	*84,000,000*	-	-	-	-	-	*84,000,000*	*84,000,000*
	o/w Teacher Trainee Allowances	*222,956,800*	-	-	-	-	-	-	*222,956,800*	*222,956,800*
29	Ministry of Employment and Labour Relations	75,566,582	7,131,610	-	3,000,000	-	7,569,172	97,773,705	191,041,070	191,041,070
30	National Pensions Regulatory Authority	-	-	-	-	-	135,204,490	-	135,204,490	135,204,490
31	Ministry of Youth and Sports	37,833,906	104,000,000	-	50,000,000	-	3,962,067	-	195,795,973	195,795,973
	o/w MoYs Hqtrs and Agencies	37,833,906	4,000,000	-	-	-	3,962,067	-	45,795,973	45,795,973
	o/w All African Games	-	100,000,000	-	50,000,000	-	-	-	150,000,000	150,000,000
32	National Commission for Civic Education	97,104,255	21,821,985	-	48,620,952	-	-	-	167,547,192	167,547,192
33	Ministry of Chieftaincy and Religious Affairs	50,013,079	10,995,337	-	10,000,000	-	-	-	71,008,416	71,008,416
34	Ministry of Health	10,709,685,455	73,031,179	-	145,000,000	-	4,045,975,846	603,544,800	15,577,237,279	15,577,237,279
	o/w MoH Hqtrs and Agencies	*10,000,905,455*	*65,343,054*	-	*80,000,000*	-	*4,045,975,846*	*603,544,800*	*14,795,769,154*	*14,795,769,154*
	o/w Mental Health	-	*5,165,625*	-	-	-	-	-	*5,165,625*	*5,165,625*
	o/w Health Infrastructure	-	-	-	*50,000,000*	-	-	-	*50,000,000*	*50,000,000*
	o/w e-Health Project	-	-	-	*15,000,000*	-	-	-	*15,000,000*	*15,000,000*
	o/w Ghana Psychological Council	-	*2,522,500*	-	-	-	-	-	*2,522,500*	*2,522,500*
	o/w Nursing Trainee Allowances	*708,780,000*	-	-	-	-	-	-	*708,780,000*	*708,780,000*
35	Ministry of Gender, Children and Social Protection	70,720,493	2,125,648,543	-	12,000,000	-	1,192,839	183,398,406	2,392,960,280	2,392,960,280
	o/w MGCSoP Hqtrs and Agencies	*70,720,493*	*7,148,604*	-	*10,000,000*	-	*1,192,839*	*183,398,406*	*272,460,341*	*272,460,341*
	o/w Livelihood Empowerment Against Poverty	-	*720,000,000*	-	-	-	-	-	*720,000,000*	*720,000,000*
	o/w School Feeding Programme	-	*1,393,659,200*	-	*2,000,000*	-	-	-	*1,395,659,200*	*1,395,659,200*
	o/w Domestic Violence Fund	-	*2,700,000*	-	-	-	-	-	*2,700,000*	*2,700,000*
	o/w Child / Human Trafficking Fund	-	*2,140,739*	-	-	-	-	-	*2,140,739*	*2,140,739*
36	National Labour Commission	9,100,960	8,987,819	-	2,932,889	-	-	-	21,021,668	21,021,668

Appendix 4A: MDA Expenditure Allocation (GH¢) – 2024 [Public Safety Sector – Summary]

Sn	Covered Entity	Compensation of Employees	Goods & Services		CAPEX		IGF	DP Funds	Sub-Total	Grand Total
		GoG	GoG	ABFA	GoG	ABFA				
	Public Safety	**13,512,446,768**	**741,114,291**	**-**	**790,886,394**	**-**	**557,911,668**	**-**	**15,602,359,121**	**15,602,359,121**
37	Office of the Attorney-General and Ministry of Justice	190,328,268	17,280,955	-	53,000,000	-	220,670,144	-	481,279,367	481,279,367
	o/w MoJ Hqtrs and Agencies	*190,328,268*	*17,280,955*	-	*3,000,000*	-	*58,078,803*	-	*268,688,026*	*268,688,026*
	o/w Office of the Registrar of Companies	-	-	-	-	-	*162,591,342*	-	*162,591,342*	*162,591,342*
	o/w Construction of Law House	-	-	-	*50,000,000*	-	-	-	*50,000,000*	*50,000,000*
38	Office of the Legal Aid Commission	26,826,440	3,259,500	-	3,268,000	-	70,277	-	33,424,217	33,424,217
39	Ministry of Defence	3,376,685,871	117,986,475	-	365,724,613	-	30,754,897	-	3,891,151,856	3,891,151,856
	o/w MoD Hqtrs and Agencies	*3,376,685,871*	*97,986,475*	-	*165,724,613*	-	*30,754,897*	-	*3,671,151,856*	*3,671,151,856*
	o/w Construction of Forward Operating Base/ Northern Border Security	-	-	-	*200,000,000*	-	-	-	*200,000,000*	*200,000,000*
	o/w Defence Advisory Services	-	*20,000,000*	-	-	-	-	-	*20,000,000*	*20,000,000*
40	Commission on Human Rights and Administrative Justice	57,082,051	16,069,943	-	15,125,411	-	-	-	88,277,405	88,277,405
41	Judicial Service	616,930,541	162,277,710	-	114,398,370	-	51,111,957	-	944,718,578	944,718,578
	o/w Judicial Service Hqtrs and Agencies	*616,930,541*	*7,301,275*	-	-	-	*51,111,957*	-	*675,343,773*	*675,343,773*
	o/w Judiciary	-	*154,976,435*	-	*114,398,370*	-	-	-	*269,374,805*	*269,374,805*
42	Ministry of the Interior	7,895,484,637	127,473,911	-	100,000,000	-	255,304,392	-	8,378,262,940	8,378,262,940
	o/w MoI Hqtrs and Agencies	*7,895,484,637*	*127,473,911*	-	*100,000,000*	-	*255,304,392*	-	*8,378,262,940*	*8,378,262,940*
43	Ministry of National Security	1,280,208,961	264,030,127	-	92,000,000	-	-	-	1,636,239,088	1,636,239,088
	o/w MoNS Hqtrs and Agencies	*1,280,208,961*	*154,430,127*	-	*87,000,000*	-	-	-	*1,521,639,088*	*1,521,639,088*
	o/w National Signals Bureau	-	*10,000,000*	-	*5,000,000*	-	-	-	*15,000,000*	*15,000,000*
	o/w National Security Operations	-	*99,600,000*	-	-	-	-	-	*99,600,000*	*99,600,000*
44	Office of the Special Prosecutor	68,899,999	32,735,670	-	47,370,000	-	-	-	149,005,669	149,005,669
	Sub-Total MDAs	**53,257,380,466**	**7,153,288,834**	**2,410,919,587**	**7,109,407,798**	**2,429,426,582**	**12,145,277,929**	**6,462,050,781**	**90,967,751,977**	**90,967,751,977**

Appendix 4A: MDA Expenditure Allocation (GH¢) – 2024 [Multi-Sectoral Sector – Summary]

Sn	Covered Entity	Compensation of Employees	Goods & Services		CAPEX		IGF	DP Funds	Sub-Total	Grand Total
		GoG	GoG	ABFA	GoG	ABFA				
	Multi-Sectoral	**10,425,800,690**	**2,221,188,243**	**-**	**7,030,775,909**	**1,669,136,715**	**194,151,943**	**4,018,973,864**	**25,560,027,364**	**168,084,722,773**
45	General Government Services	3,748,027,099	1,357,174,388	-	5,475,398,161	1,669,136,715	-	-	12,249,736,363	12,249,736,363
	o/w Other General Government Services Expenditures	*3,748,027,099*	*524,552,388*	-	*605,398,161*	-	-	-	*4,877,977,648*	*4,877,977,648*
	o/w Accra-Tema Motorway Project (Equity and VGF for GIIF	-	-	-	-	*1,669,136,715*	-	-	*1,669,136,715*	*1,669,136,715*
	o/w Public Debt Management	-	*10,000,000*	-	-	-	-	-	*10,000,000*	*10,000,000*
	o/w GhanaCARES	-	400,000,000	-	1,000,000,000	-	-	-	1,400,000,000	1,400,000,000
	o/w YouStart	-	64,302,000	-	5,000,000	-	-	-	69,302,000	69,302,000
	o/w La General Hospital	-	-	-	150,000,000	-	-	-	150,000,000	150,000,000
	o/w Resettlement of Victims of Akosombo Dam Spillage	-	20,000,000	-	200,000,000	-	-	-	220,000,000	220,000,000
	o/w Millennium Development Authority (MiDA)	-	200,000,000	-	600,000,000	-	-	-	800,000,000	800,000,000
	o/w Clearance of Outstanding BTAs	-	-	-	2,700,000,000	-	-	-	2,700,000,000	2,700,000,000
46	ECA Projects	-	-	-	1,000,000,000	-	-	-	1,000,000,000	1,000,000,000
47	Development Partner Projections (Bilateral)	-	-	-	-	-	-	4,018,973,864	4,018,973,864	4,018,973,864
48	Subscription	-	350,659,152	-	-	-	-	-	350,659,152	350,659,152
49	Contingency Vote	-	513,354,703	-	555,377,748	-	-	-	1,068,732,451	1,068,732,451
50	Pensions	2,563,967,644	-	-	-	-	-	-	2,563,967,644	2,563,967,644
51	Gratuities	384,595,147	-	-	-	-	-	-	384,595,147	384,595,147
52	Social Security	3,729,210,800	-	-	-	-	-	-	3,729,210,800	3,729,210,800
53	Interest Payments	-	-	-	-	-	-	-	-	55,932,447,620
54	Subsidies on Petroleum products	-	-	-	-	-	-	-	-	426,132,222
55	National Health Fund	-	-	-	-	-	194,151,943	-	194,151,943	6,717,181,683
56	Education Trust Fund	-	-	-	-	-	-	-	-	3,273,770,485
57	Road Fund	-	-	-	-	-	-	-	-	1,192,715,344
58	Petroleum Related Funds	-	-	-	-	-	-	-	-	26,789,328
59	Dist. Ass. Common Fund	-	-	-	-	-	-	-	-	5,758,254,325
	o/w ABFA	-	-	-	-	-	-	-	-	*401,819,931*
60	Ghana Infrastructure Fund (ABFA Capex)	-	-	-	-	-	-	-	-	1,125,095,807
61	Transfer to GNPC from Oil Revenue	-	-	-	-	-	-	-	-	1,443,530,842
62	Other Earmarked Funds	-	-	-	-	-	-	-	-	7,906,336,129
63	Social Benefits	-	-	-	-	-	-	-	-	870,000,000
	o/w Lifeline Consumers of Electricity	-	-	-	-	-	-	-	-	150,000,000
	o/w Transfers for Social Protection	-	-	-	-	-	-	-	-	720,000,000
64	Other Expenditures	-	-	-	-	-	-	-	-	26,395,018,327
	o/w ESLA Transfers	-	-	-	-	-	-	-	-	*4,911,198,844*
	o/w Energy Sector Payment Shortfalls	-	-	-	-	-	-	-	-	*17,483,819,483*
	o/w Finsec & Others	-	-	-	-	-	-	-	-	*4,000,000,000*
65	Arrears Clearance (net change)	-	-	-	-	-	-	-	-	11,613,000,000
66	Amortisation	-	-	-	-	-	-	-	-	20,758,575,240
	GRAND TOTAL	**63,683,181,156**	**9,374,477,077**	**2,410,919,587**	**14,140,183,707**	**4,098,563,297**	**12,339,429,872**	**10,481,024,645**	**116,527,779,341**	**259,052,474,750**

Appendix 4B: MDA Expenditure Allocation (GH¢) – 2025 [Administration Sector – Summary]

Sn	Covered Entity	Compensation of Employees	Goods & Services		CAPEX		IGF	DP Funds	Sub-Total	Grand Total
		GoG	GoG	ABFA	GoG	ABFA				
	Administration	**5,823,247,088**	**1,823,351,329**	**11,022,000**	**1,094,089,180**	**1,298,000**	**745,748,042**	**2,785,224,950**	**12,283,980,589**	**12,283,980,589**
1	Office of Government Machinery	376,924,748	1,016,558,261	-	673,684,647	-	164,668,116	18,008,108	2,249,843,879	2,249,843,879
	o/w OGM Hqtrs and Agencies	*376,924,748*	*495,613,010*	-	*73,700,000*	-	*164,668,116*	*18,008,108*	*1,128,913,981*	*1,128,913,981*
	o/w Public Enterprises	-	*1,209,786*	-	-	-	-	-	*1,209,786*	*1,209,786*
	o/w Scholarship Secretariat	-	*330,000,000*	-	-	-	-	-	*330,000,000*	*330,000,000*
	o/w Micro Finance and Small Loans Centre	-	*19,756,000*	-	-	-	-	-	*19,756,000*	*19,756,000*
	o/w National Identification Authority	-	*126,500,000*	-	*55,000,000*	-	-	-	*181,500,000*	*181,500,000*
	o/w Zongo Development Fund	-	*14,265,504*	-	-	-	-	-	*14,265,504*	*14,265,504*
	o/w Infrastructure for Poverty Eradication Programme (Development Authorities)	-	*3,825,962*	-	*544,984,647*	-	-	-	*548,810,609*	*548,810,609*
	o/w Home Rental Scheme	-	*22,000,000*	-	-	-	-	-	*22,000,000*	*22,000,000*
	o/w Council of State	-	*3,388,000*	-	-	-	-	-	*3,388,000*	*3,388,000*
2	Office of the Head of Civil Service	40,403,099	7,886,903	-	7,700,000	-	10,549,624	-	66,539,626	66,539,626
	o/w OHCS Hqtrs and Agencies	*40,403,099*	*3,409,903*	-	*7,700,000*	-	*10,549,624*	-	*62,062,626*	*62,062,626*
	o/w Promotion/ Recruitment/ Training	-	*4,477,000*	-	-	-	-	-	*4,477,000*	*4,477,000*
3	Parliament of Ghana	501,555,000	479,600,000	-	147,400,000	-	-	-	1,128,555,000	1,128,555,000
4	Audit Service	601,642,070	90,069,920	-	25,376,055	-	-	32,014,413	749,102,458	749,102,458
5	Public Services Commission	11,229,865	3,118,729	-	4,433,549	-	26,530	16,007,207	34,815,879	34,815,879
6	Electoral Commission	101,063,982	52,800,000	-	-	-	182,226	-	154,046,208	154,046,208
7	Ministry of Foreign Affairs and Regional Integration	1,009,514,382	15,400,000	-	17,407,500	-	184,029,137	16,007,207	1,242,358,226	1,242,358,226
8	Ministry of Finance	811,115,037	71,361,560	11,022,000	55,880,329	1,298,000	321,235,344	1,867,356,264	3,139,268,533	3,139,268,533
	o/w MoF Hqtrs and Agencies	*811,115,037*	*51,561,560*	-	*55,880,329*	-	*321,235,344*	*1,867,356,264*	*3,107,148,533*	*3,107,148,533*
	o/w Public Interest and Accountability Committee	-	-	*11,022,000*	-	*1,298,000*	-	-	*12,320,000*	*12,320,000*
	o/w NEIP	-	*19,800,000*	-	-	-	-	-	*19,800,000*	*19,800,000*
9	Ministry of Local Government, Decentralisation and Rural Development	2,152,126,896	53,633,897	-	72,380,000	-	21,417,681	783,488,186	3,083,046,660	3,083,046,660
	o/w MLGDRD Hqtrs and Agencies	*114,326,474*	*4,451,666*	-	*6,380,000*	-	*21,417,681*	*783,488,186*	*930,064,007*	*930,064,007*
	o/w Local Government Service (incl. RCCs and MMDAs)	*2,037,800,422*	*49,182,231*	-	-	-	-	-	*2,086,982,653*	*2,086,982,653*
	o/w Regional Reorganisation and Development	-	-	-	*66,000,000*	-	-	-	*66,000,000*	*66,000,000*
10	National Media Commission	10,979,466	11,000,000	-	4,422,000	-	-	-	26,401,466	26,401,466
11	National Development Planning Commission	10,042,514	5,775,000	-	4,005,100	-	-	52,343,566	72,166,179	72,166,179
12	Ministry of Information	171,679,912	8,823,981	-	77,000,000	-	43,639,384	-	301,143,277	301,143,277
13	Right to Information Commission	20,810,649	3,125,199	-	2,200,000	-	-	-	26,135,848	26,135,848
14	Ministry of Parliamentary Affairs	4,159,471	4,197,879	-	2,200,000	-	-	-	10,557,350	10,557,350

Appendix 4B: MDA Expenditure Allocation (GH¢) – 2025 [Economic Sector – Summary]

Sn	Covered Entity	Compensation of Employees	Goods & Services		CAPEX		IGF	DP Funds	Sub-Total	Grand Total
		GoG	GoG	ABFA	GoG	ABFA				
	Economic	**1,365,711,346**	**1,149,363,724**	**-**	**2,408,023,828**	**456,829,584**	**2,471,254,865**	**1,904,796,578**	**9,344,897,496**	**9,344,897,496**
15	Ministry of Food and Agriculture	169,131,762	796,457,053	-	1,017,500,000	456,829,584	27,550,019	663,774,041	3,131,242,459	3,131,242,459
	o/w MoFA Hqtrs and Agencies	*169,131,762*	*26,457,053*	-	*440,000,000*	*456,829,584*	*27,550,019*	*663,774,041*	*1,783,742,459*	*1,783,742,459*
	o/w Planting for Food and Jobs	-	*770,000,000*	-	-	-	-	-	*770,000,000*	*770,000,000*
	o/w Agric Infrastructure	-	-	-	*577,500,000*	-	-	-	*577,500,000*	*577,500,000*
16	Ministry of Fisheries and Aquaculture Development	32,588,646	55,445,500	-	77,000,000	-	179,984,071	-	345,018,217	345,018,217
	o/w MoFAD Hqtrs and Agencies	*32,588,646*	*55,000,000*	-	*55,000,000*	-	179,984,071	-	*322,572,717*	*322,572,717*
	o/w Anomabo Fisheries College	-	*445,500*	-	*22,000,000*	-	-	-	*22,445,500*	*22,445,500*
17	Ministry of Lands and Natural Resources	474,282,403	129,211,137	-	28,820,660	-	1,001,631,701	360,802,439	1,994,748,339	1,994,748,339
	o/w MLNR Hqtrs and Agencies	*474,282,403*	*9,454,132*	-	*5,500,000*	-	*1,001,631,701*	*360,802,439*	*1,851,670,674*	*1,851,670,674*
	o/w National Afforestation Programme	-	*60,500,000*	-	-	-	-	-	*60,500,000*	*60,500,000*
	o/w Ghana Integrated Aluminium Dev't Company	-	*25,404,881*	-	*11,660,330*	-	-	-	*37,065,211*	*37,065,211*
	o/w Operation Vanguard (Anti-Galamsey Operations and REGSEC)	-	*3,168,000*	-	-	-	-	-	*3,168,000*	*3,168,000*
	o/w Ghana Integrated Iron and Steel Development Corp.	-	*30,684,125*	-	*11,660,330*	-	-	-	*42,344,455*	*42,344,455*
18	Ministry of Trade and Industry	113,818,221	78,695,697	-	352,000,000	-	322,858,650	190,961,361	1,058,333,929	1,058,333,929
	o/w MoTI Hqtrs and Agencies	*113,818,221*	*57,530,260*	-	*220,000,000*	-	*322,858,650*	*190,961,361*	*905,168,492*	*905,168,492*
	o/w One District One Factory Programme	-	*3,823,934*	-	*132,000,000*	-	-	-	*135,823,934*	*135,823,934*
	o/w Africa Continental Free Trade Area Secretariat (AfCFTA)	-	*14,850,000*	-	-	-	-	-	*14,850,000*	*14,850,000*
	o/w Business Development	-	*2,491,503*	-	-	-	-	-	*2,491,503*	*2,491,503*
19	Ministry of Tourism, Arts and Culture	98,964,513	55,000,000	-	11,629,200	-	35,392,231	320,144	201,306,088	201,306,088
20	Ministry of Environment, Science, Tech. and Innovation	465,335,367	12,968,027	-	35,573,968	-	375,802,436	326,442,970	805,040,338	805,040,338
	o/w MESTI Hqtrs and Agencies	*465,335,367*	*10,557,377*	-	*35,573,968*	-	*375,802,436*	*326,442,970*	*802,629,688*	*802,629,688*
	o/w Science and Technology Project	-	*2,410,650*	-	-	-	-	-	*2,410,650*	*2,410,650*
21	Ministry of Energy	11,590,434	21,586,311	-	885,500,000	-	528,035,757	362,495,624	1,809,208,126	1,809,208,126
	o/w MoEN Hqtrs and Agencies	*11,590,434*	*11,880,000*	-	*5,500,000*	-	*528,035,757*	*362,495,624*	*919,501,815*	*919,501,815*
	o/w Rural Electrification	-	-	-	*880,000,000*	-	-	-	*880,000,000*	*880,000,000*
	o/w Petroleum Hub	-	*7,719,234*	-	-	-	-	-	*7,719,234*	*7,719,234*
	o/w Nuclear Energy	-	*1,987,077*	-	-	-	-	-	*1,987,077*	*1,987,077*

Appendix 4B: MDA Expenditure Allocation (GH¢) – 2025 [Infrastructure Sector – Summary]

Sn	Covered Entity	Compensation of Employees	Goods & Services		CAPEX		IGF	DP Funds	Sub-Total	Grand Total
		GoG	GoG	ABFA	GoG	ABFA				
	Infrastructure	**262,539,426**	**257,923,513**	**-**	**2,992,410,094**	**1,411,071,240**	**1,044,462,151**	**1,511,947,349**	**7,480,353,774**	**7,480,353,774**
22	Ministry of Sanitation and Water Resources	33,505,459	8,159,804	-	26,936,469	56,083,280	82,955,959	472,212,597	679,853,569	679,853,569
	o/w MoSWR Hqtrs and Agencies	*33,505,459*	*3,223,336*	-	*4,936,469*	-	*82,955,959*	*472,212,597*	*596,833,820*	*596,833,820*
	o/w Water and Sanitation Initiative	-	*4,936,469*	-	*22,000,000*	*56,083,280*	-	-	*83,019,749*	*83,019,749*
23	Ministry of Works and Housing	29,490,103	34,107,812	-	396,000,000	-	17,658,945	188,885,039	666,141,899	666,141,899
	o/w MoWH Hqtrs and Agencies	*29,490,103*	*29,707,812*	-	*176,000,000*	-	*17,658,945*	*188,885,039*	*441,741,899*	*441,741,899*
	o/w Dredging of White Volta	-	-	-	-	-	-	-	-	-
	o/w Coastal Protection and Slum Upgrade	-	*4,400,000*	-	*220,000,000*	-	-	-	*224,400,000*	*224,400,000*
24	Ministry of Roads and Highways	115,837,986	8,125,521	-	2,062,645,316	1,082,847,960	44,152,356	722,792,059	4,036,401,198	4,036,401,198
	o/w MoRH Hqtrs and Agencies	*115,837,986*	*8,125,521*	-	-	-	*44,152,356*	*722,792,059*	*890,907,922*	*890,907,922*
	o/w Roads Infrastructure	-	-	-	*2,062,645,316*	*1,082,847,960*	-	-	*3,145,493,276*	*3,145,493,276*
25	Ministry of Communications and Digitalisation	59,135,849	192,277,809	-	396,828,310	-	465,823,350	128,057,653	1,242,122,972	1,242,122,972
	o/w MoC Hqtrs and Agencies	*59,135,849*	*13,330,033*	-	*16,500,000*	-	*465,823,350*	*128,057,653*	*682,846,886*	*682,846,886*
	o/w Rural Telephony	-	-	-	*319,828,310*	-	-	-	*319,828,310*	*319,828,310*
	o/w Digital Youth Village	-	*165,000,000*	-	*55,000,000*	-	-	-	*220,000,000*	*220,000,000*
	o/w Cyber Security Authority	-	*11,555,276*	-	*5,500,000*	-	-	-	*17,055,276*	*17,055,276*
	o/w NITA Data Charges	-	*2,392,500*	-	-	-	-	-	*2,392,500*	*2,392,500*
26	Ministry of Railways Development	8,350,530	7,271,141	-	-	272,140,000	6,742,215	-	294,503,885	294,503,885
	o/w MoRD Hqtrs and Agencies	*8,350,530*	*4,221,964*	-	-	-	*6,742,215*	-	*19,314,709*	*19,314,709*
	o/w Railways Development	-	*3,049,177*	-	-	*272,140,000*	-	-	*275,189,177*	*275,189,177*
27	Ministry of Transport	16,219,498	7,981,426	-	110,000,000	-	427,129,326	-	561,330,250	561,330,250
	o/w MoT Hqtrs and Agencies	*16,219,498*	*4,573,934*	-	*77,000,000*	-	*427,129,326*	-	*524,922,758*	*524,922,758*
	o/w Fish Landing Sites	-	*2,240,480*	-	*33,000,000*	-	-	-	*35,240,480*	*35,240,480*
	o/w Aircraft Accident/Incident Investigation & Prevention Bureau	-	*1,167,012*	-	-	-	-	-	*1,167,012*	*1,167,012*

Appendix 4B: MDA Expenditure Allocation (GH¢) – 2025 [Social Sector – Summary]

Sn	Covered Entity	Compensation of Employees	Goods & Services		CAPEX		IGF	DP Funds	Sub-Total	Grand Total
		GoG	GoG	ABFA	GoG	ABFA				
	Social	**38,231,854,964**	**5,755,352,986**	**2,529,155,337**	**359,209,225**	**-**	**8,737,341,652**	**1,880,614,271**	**57,493,528,435**	**57,493,528,435**
28	Ministry of Education	25,599,619,790	733,515,610	2,529,155,337	60,500,000	-	3,727,589,229	592,870,091	33,243,250,056	33,243,250,056
	o/w MoE Hqtrs and Agencies	*25,376,662,990*	*41,630,408*	-	*5,500,000*	-	*3,727,589,229*	*592,870,091*	*29,744,252,717*	*29,744,252,717*
	o/w Free Senior High School Programme	-	*513,073,391*	*2,529,155,337*	-	-	-	-	*3,042,228,728*	*3,042,228,728*
	o/w Existing Interventions in Education	-	*25,987,500*	-	-	-	-	-	*25,987,500*	*25,987,500*
	o/w Construction of Regional STEM Centres	-	-	-	*55,000,000*	-	-	-	*55,000,000*	*55,000,000*
	o/w WAEC / Exam Fee	-	*60,424,311*	-	-	-	-	-	*60,424,311*	*60,424,311*
	o/w Capitation Grant	-	*92,400,000*	-	-	-	-	-	*92,400,000*	*92,400,000*
	o/w Teacher Trainee Allowances	*222,956,800*	-	-	-	-	-	-	*222,956,800*	*222,956,800*
29	Ministry of Employment and Labour Relations	87,128,269	7,844,771	-	3,300,000	-	7,462,999	112,050,447	217,786,486	217,786,486
30	National Pensions Regulatory Authority	-	-	-	-	-	148,724,942	-	148,724,942	148,724,942
31	Ministry of Youth and Sports	43,622,494	114,400,000	-	55,000,000	-	4,358,274	-	217,380,767	217,380,767
	o/w MoYs Hqtrs and Agencies	43,622,494	4,400,000	-	-	-	4,358,274	-	52,380,767	52,380,767
	o/w All African Games	-	110,000,000	-	55,000,000	-	-	-	165,000,000	165,000,000
32	National Commission for Civic Education	111,961,206	24,004,184	-	53,483,047	-	-	-	189,448,437	189,448,437
33	Ministry of Chieftaincy and Religious Affairs	57,665,080	12,094,871	-	11,000,000	-	-	-	80,759,951	80,759,951
34	Ministry of Health	12,239,823,990	80,334,297	-	159,500,000	-	4,847,955,459	805,443,754	18,133,057,499	18,133,057,499
	o/w MoH Hqtrs and Agencies	*11,531,043,990*	*71,877,359*	-	*88,000,000*	-	*4,847,955,459*	*805,443,754*	*17,344,320,562*	*17,344,320,562*
	o/w Mental Health	-	*5,682,188*	-	-	-	-	-	*5,682,188*	*5,682,188*
	o/w Health Infrastructure	-	-	-	*55,000,000*	-	-	-	*55,000,000*	*55,000,000*
	o/w e-Health Project	-	-	-	*16,500,000*	-	-	-	*16,500,000*	*16,500,000*
	o/w Ghana Psychological Council	-	*2,774,750*	-	-	-	-	-	*2,774,750*	*2,774,750*
	o/w Nursing Trainee Allowances	*708,780,000*	-	-	-	-	-	-	*708,780,000*	*708,780,000*
35	Ministry of Gender, Children and Social Protection	81,540,728	4,773,272,653	-	13,200,000	-	1,250,749	370,249,980	5,239,514,111	5,239,514,111
	o/w MGCSoP Hqtrs and Agencies	*81,540,728*	*7,863,464*	-	*11,000,000*	-	*1,250,749*	*370,249,980*	*471,904,922*	*471,904,922*
	o/w Livelihood Empowerment Against Poverty	-	*3,227,059,256*	-	-	-	-	-	*3,227,059,256*	*3,227,059,256*
	o/w School Feeding Programme	-	*1,533,025,120*	-	*2,200,000*	-	-	-	*1,535,225,120*	*1,535,225,120*
	o/w Domestic Violence Fund	-	*2,970,000*	-	-	-	-	-	*2,970,000*	*2,970,000*
	o/w Child / Human Trafficking Fund	-	*2,354,813*	-	-	-	-	-	*2,354,813*	*2,354,813*
36	National Labour Commission	10,493,407	9,886,601	-	3,226,178	-	-	-	23,606,186	23,606,186

Appendix 4B: MDA Expenditure Allocation (GH¢) – 2025 [Public Safety Sector – Summary]

Sn	Covered Entity	Compensation of Employees	Goods & Services		CAPEX		IGF	DP Funds	Sub-Total	Grand Total
		GoG	GoG	ABFA	GoG	ABFA				
	Public Safety	**15,579,851,124**	**815,225,720**	**-**	**869,975,033**	**-**	**634,533,950**	**-**	**17,899,585,827**	**17,899,585,827**
37	Office of the Attorney-General and Ministry of Justice	219,448,493	19,009,051	-	58,300,000	-	238,585,429	-	535,342,973	535,342,973
	o/w MoJ Hqtrs and Agencies	*219,448,493*	*19,009,051*	-	*3,300,000*	-	*62,750,296*	-	*304,507,839*	*304,507,839*
	o/w Office of the Registrar of Companies	-	-	-	-	-	*175,835,133*	-	*175,835,133*	*175,835,133*
	o/w Construction of Law House	-	-	-	*55,000,000*	-	-	-	*55,000,000*	*55,000,000*
38	Office of the Legal Aid Commission	30,930,885	3,585,450	-	3,594,800	-	78,122	-	38,189,257	38,189,257
39	Ministry of Defence	3,893,318,809	129,785,123	-	402,297,074	-	31,294,304	-	4,456,695,310	4,456,695,310
	o/w MoD Hqtrs and Agencies	*3,893,318,809*	*107,785,123*	-	*182,297,074*	-	*31,294,304*	-	*4,214,695,310*	*4,214,695,310*
	o/w Construction of Forward Operating Base/ Northern Border Security	-	-	-	*220,000,000*	-	-	-	*220,000,000*	*220,000,000*
	o/w Defence Advisory Services	-	*22,000,000*	-	-	-	-	-	*22,000,000*	*22,000,000*
40	Commission on Human Rights and Administrative Justice	65,815,605	17,676,937	-	16,637,952	-	-	-	100,130,494	100,130,494
41	Judicial Service	711,320,914	178,505,481	-	125,838,207	-	52,646,279	-	1,068,310,881	1,068,310,881
	o/w Judicial Service Hqtrs and Agencies	*711,320,914*	*8,031,403*	-	-	-	*52,646,279*	-	*771,998,595*	*771,998,595*
	o/w Judiciary	-	*170,474,079*	-	*125,838,207*	-	-	-	*296,312,286*	*296,312,286*
42	Ministry of the Interior	9,103,493,786	140,221,302	-	110,000,000	-	311,929,816	-	9,665,644,904	9,665,644,904
	o/w MoI Hqtrs and Agencies	*9,103,493,786*	*140,221,302*	-	*110,000,000*	-	*311,929,816*	-	*9,665,644,904*	*9,665,644,904*
43	Ministry of National Security	1,476,080,932	290,433,140	-	101,200,000	-	-	-	1,867,714,072	1,867,714,072
	o/w MoNS Hqtrs and Agencies	*1,476,080,932*	*169,873,140*	-	*95,700,000*	-	-	-	*1,741,654,072*	*1,741,654,072*
	o/w National Signals Bureau	-	*11,000,000*	-	*5,500,000*	-	-	-	*16,500,000*	*16,500,000*
	o/w National Security Operations	-	*109,560,000*	-	-	-	-	-	*109,560,000*	*109,560,000*
44	Office of the Special Prosecutor	79,441,699	36,009,237	-	52,107,000	-	-	-	167,557,936	167,557,936
	Sub-Total MDAs	**61,263,203,947**	**9,801,217,272**	**2,540,177,337**	**7,723,707,361**	**1,869,198,824**	**13,633,340,661**	**8,082,583,148**	**104,502,346,120**	**104,502,346,120**

Appendix 4B: MDA Expenditure Allocation (GH¢) – 2025 [Multi-Sectoral Sector – Summary]

Sn	Covered Entity	Compensation of Employees	Goods & Services		CAPEX		IGF	DP Funds	Sub-Total	Other Government Obligations	Grand Total
		GoG	GoG	ABFA	GoG	ABFA					
	Multi-Sectoral	**11,883,392,421**	**2,228,876,123**	**-**	**9,711,586,278**	**2,449,102,648**	**207,049,540**	**3,667,993,682**	**30,148,000,693**	**178,759,277,246**	**208,907,277,938**
45	General Government Services	4,446,929,939	1,421,039,827	-	9,094,361,683	2,449,102,648	-	-	17,411,434,097	-	17,411,434,097
	o/w Other General Government Services Expenditures	*4,446,929,939*	*577,007,627*	-	*582,337,977*	-	-	-	*5,606,275,543*	-	*5,606,275,543*
	o/w Accra-Tema Motorway Project (Equity and VGF for GIIF SPV)	-	-	-	-	*2,449,102,648*	-	-	*2,449,102,648*	-	*2,449,102,648*
	o/w Public Debt Management	-	*11,000,000*	-	-	-	-	-	*11,000,000*	-	*11,000,000*
	o/w GhanaCARES/ Growth Agenda	-	440,000,000	-	1,100,000,000	-	-	-	1,540,000,000	-	1,540,000,000
	o/w YouStart	-	70,732,200	-	5,500,000	-	-	-	76,232,200	-	76,232,200
	o/w La General Hospital	-	-	-	165,000,000	-	-	-	165,000,000	-	165,000,000
	o/w Resettlement of Victims of Akosombo Dam Spillage	-	22,000,000	-	220,000,000	-	-	-	242,000,000	-	242,000,000
	o/w Millennium Development Authority (MiDA)	-	220,000,000	-	660,000,000	-	-	-	880,000,000	-	880,000,000
	o/w Clearance of Outstanding BTAs	-	-	-	6,125,023,706	-	-	-	6,125,023,706	-	6,125,023,706
46	ECA Projects	-	-	-	-	-	-	-	-	-	-
47	Development Partner Projections (Bilateral)	-	-	-	-	-	-	3,667,993,682	3,667,993,682	-	3,667,993,682
48	Subscription	-	385,725,067	-	-	-	-	-	385,725,067	-	385,725,067
49	Contingency Vote	-	422,111,229	-	617,224,595	-	-	-	1,039,335,824	-	1,039,335,824
50	Pensions	2,974,584,993	-	-	-	-	-	-	2,974,584,993	-	2,974,584,993
51	Gratuities	446,187,749	-	-	-	-	-	-	446,187,749	-	446,187,749
52	Social Security	4,015,689,740	-	-	-	-	-	-	4,015,689,740	-	4,015,689,740
53	Interest Payments	-	-	-	-	-	-	-	-	65,840,428,973	65,840,428,973
54	Subsidies on Petroleum products	-	-	-	-	-	-	-	-	494,983,884	494,983,884
55	National Health Fund	-	-	-	-	-	207,049,540	-	207,049,540	8,099,390,966	8,306,440,506
56	Education Trust Fund	-	-	-	-	-	-	-	-	4,248,512,162	4,248,512,162
57	Road Fund	-	-	-	-	-	-	-	-	1,356,982,417	1,356,982,417
58	Petroleum Related Funds	-	-	-	-	-	-	-	-	30,306,101	30,306,101
59	Dist. Ass. Common Fund	-	-	-	-	-	-	-	-	6,985,571,601	6,985,571,601
	o/w ABFA	-	-	-	-	-	-	-	-	423,362,889	*423,362,889*
60	Ghana Infrastructure Fund (ABFA Capex)	-	-	-	-	-	-	-	-	1,185,416,090	1,185,416,090
61	Transfer to GNPC from Oil Revenue	-	-	-	-	-	-	-	-	1,752,355,732	1,752,355,732
62	Other Earmarked Funds	-	-	-	-	-	-	-	-	9,378,348,685	9,378,348,685
63	Social Benefits	-	-	-	-	-	-	-	-	3,427,059,256	3,427,059,256
	o/w Lifeline Consumers of Electricity	-	-	-	-	-	-	-	-	200,000,000	200,000,000
	o/w Transfers for Social Protection (LEAP)	-	-	-	-	-	-	-	-	3,227,059,256	3,227,059,256
64	Other Expenditures	-	-	-	-	-	-	-	-	23,457,094,818	23,457,094,818
	o/w ESLA Transfers	-	-	-	-	-	-	-	-	5,564,238,999	*5,564,238,999*
	o/w Energy Sector Payment Shortfalls	-	-	-	-	-	-	-	-	17,892,855,819	*17,892,855,819*
	o/w Finsec & Others	-	-	-	-	-	-	-	-	-	-
65	Arrears Clearance (net change)	-	-	-	-	-	-	-	-	12,311,000,000	12,311,000,000
66	Amortisation	-	-	-	-	-	-	-	-	43,418,885,815	43,418,885,815
	GRAND TOTAL	**73,146,596,368**	**12,030,093,395**	**2,540,177,337**	**17,435,293,639**	**4,318,301,473**	**13,840,390,201**	**11,750,576,830**	**134,650,346,813**	**178,759,277,246**	**313,850,253,154**

Appendix 4C: MDA Expenditure Allocation (GH¢) – 2026 [Administration Sector – Summary]

Sn	Covered Entity	Compensation of Employees	Goods & Services		CAPEX		IGF	DP Funds	Sub-Total	Grand Total
		GoG	GoG	ABFA	GoG	ABFA				
	Administration	**6,568,622,715**	**2,096,854,028**	**12,675,300**	**1,258,202,557**	**1,492,700**	**825,850,022**	**3,123,144,320**	**13,886,841,642**	**13,886,841,642**
1	Office of Government Machinery	425,171,115	1,169,042,001	-	774,737,344	-	177,110,195	20,283,740	2,566,344,395	2,566,344,395
	o/w OGM Hqtrs and Agencies	*425,171,115*	*569,954,962*	-	*84,755,000*	-	*177,110,195*	*20,283,740*	*1,277,275,012*	*1,277,275,012*
	o/w Public Enterprises	-	*1,391,253*	-	-	-	-	-	*1,391,253*	*1,391,253*
	o/w Scholarship Secretariat	-	*379,500,000*	-	-	-	-	-	*379,500,000*	*379,500,000*
	o/w Micro Finance and Small Loans Centre	-	*22,719,400*	-	-	-	-	-	*22,719,400*	*22,719,400*
	o/w National Identification Authority	-	*145,475,000*	-	*63,250,000*	-	-	-	*208,725,000*	*208,725,000*
	o/w Zongo Development Fund	-	*16,405,330*	-	-	-	-	-	*16,405,330*	*16,405,330*
	o/w Infrastructure for Poverty Eradication Programme (Development Authorities)	-	*4,399,856*	-	*626,732,344*	-	-	-	*631,132,200*	*631,132,200*
	o/w Home Rental Scheme	-	*25,300,000*	-	-	-	-	-	*25,300,000*	*25,300,000*
	o/w Council of State	-	*3,896,200*	-	-	-	-	-	*3,896,200*	*3,896,200*
2	Office of the Head of Civil Service	45,574,695	9,069,939	-	8,855,000	-	12,366,084	-	75,865,718	75,865,718
	o/w OHCS Hqtrs and Agencies	*45,574,695*	*3,921,389*	-	*8,855,000*	-	*12,366,084*	-	*70,717,168*	*70,717,168*
	o/w Promotion/ Recruitment/ Training	-	*5,148,550*	-	-	-	-	-	*5,148,550*	*5,148,550*
3	Parliament of Ghana	565,754,040	551,540,000	-	169,510,000	-	-	-	1,286,804,040	1,286,804,040
4	Audit Service	678,652,255	103,580,407	-	29,182,463	-	-	33,806,233	845,221,359	845,221,359
5	Public Services Commission	12,667,288	3,586,538	-	5,098,581	-	27,650	33,806,233	55,186,290	55,186,290
6	Electoral Commission	114,000,171	60,720,000	-	-	-	169,336	-	174,889,507	174,889,507
7	Ministry of Foreign Affairs and Regional Integration	1,138,732,223	17,710,000	-	20,018,625	-	205,586,122	-	1,382,046,970	1,382,046,970
8	Ministry of Finance	914,937,761	82,065,793	12,675,300	64,262,378	1,492,700	358,417,533	1,929,237,881	3,363,089,348	3,363,089,348
	o/w MoF Hqtrs and Agencies	*914,937,761*	*59,295,793*	-	*64,262,378*	-	*358,417,533*	*1,929,237,881*	*3,326,151,348*	*3,326,151,348*
	o/w Public Interest and Accountability Committee	-	-	*12,675,300*	-	*1,492,700*	-	-	*14,168,000*	*14,168,000*
	o/w NEIP	-	*22,770,000*	-	-	-	-	-	*22,770,000*	*22,770,000*
9	Development	2,427,599,138	61,678,981	-	83,237,000	-	26,004,625	1,025,382,365	3,623,902,110	3,623,902,110
	o/w MLGDRD Hqtrs and Agencies	*128,960,262*	*5,119,416*	-	*7,337,000*	-	*26,004,625*	*1,025,382,365*	*1,192,803,668*	*1,192,803,668*
	o/w Local Government Service (incl. RCCs and MMDAs)	*2,298,638,876*	*56,559,566*	-	-	-	-	-	*2,355,198,442*	*2,355,198,442*
	o/w Regional Reorganisation and Development	-	-	-	*75,900,000*	-	-	-	*75,900,000*	*75,900,000*
10	National Media Commission	12,384,837	12,650,000	-	5,085,300	-	-	-	30,120,137	30,120,137
11	National Development Planning Commission	11,327,955	6,641,250	-	4,605,865	-	-	80,627,867	103,202,937	103,202,937
12	Ministry of Information	193,654,940	10,147,578	-	88,550,000	-	46,168,477	-	338,520,996	338,520,996
13	Right to Information Commission	23,474,412	3,593,979	-	2,530,000	-	-	-	29,598,391	29,598,391
14	Ministry of Parliamentary Affairs	4,691,883	4,827,561	-	2,530,000	-	-	-	12,049,444	12,049,444

Appendix 4C: MDA Expenditure Allocation (GH¢) – 2026 [Economic Sector – Summary]

Sn	Covered Entity	Compensation of Employees	Goods & Services		CAPEX		IGF	DP Funds	Sub-Total	Grand Total
		GoG	GoG	ABFA	GoG	ABFA				
	Economic	**1,540,522,398**	**1,321,768,283**	**-**	**2,769,227,402**	**825,354,022**	**3,035,188,758**	**1,993,021,753**	**11,485,082,615**	**11,485,082,615**
15	Ministry of Food and Agriculture	190,780,628	915,925,610	-	1,170,125,000	825,354,022	22,152,524	904,039,531	4,028,377,315	4,028,377,315
	o/w MoFA Hqtrs and Agencies	*190,780,628*	*30,425,610*	-	*506,000,000*	*825,354,022*	*22,152,524*	*904,039,531*	*2,478,752,315*	*2,478,752,315*
	o/w Planting for Food and Jobs	-	*885,500,000*	-	-	-	-	-	*885,500,000*	*885,500,000*
	o/w Agric Infrastructure	-	-	-	*664,125,000*	-	-	-	*664,125,000*	*664,125,000*
16	Ministry of Fisheries and Aquaculture Development	36,759,992	63,762,325	-	88,550,000	-	188,280,910	-	377,353,227	377,353,227
	o/w MoFAD Hqtrs and Agencies	*36,759,992*	*63,250,000*	-	*63,250,000*	-	*188,280,910*	-	*351,540,902*	*351,540,902*
	o/w Anomabo Fisheries College	-	*512,325*	-	*25,300,000*	-	-	-	*25,812,325*	*25,812,325*
17	Ministry of Lands and Natural Resources	534,990,550	148,592,808	-	33,143,759	-	1,378,263,369	178,158,850	2,273,149,335	2,273,149,335
	o/w MLNR Hqtrs and Agencies	*534,990,550*	*10,872,251*	-	*6,325,000*	-	*1,378,263,369*	*178,158,850*	*2,108,610,020*	*2,108,610,020*
	o/w National Afforestation Programme	-	*69,575,000*	-	-	-	-	-	*69,575,000*	*69,575,000*
	o/w Ghana Integrated Aluminium Dev't Company	-	*29,215,613*	-	*13,409,380*	-	-	-	*42,624,992*	*42,624,992*
	o/w Operation Vanguard (Anti-Galamsey Operations and	-	*3,643,200*	-	-	-	-	-	*3,643,200*	*3,643,200*
	o/w Ghana Integrated Iron and Steel Development Corp.	-	*35,286,744*	-	*13,409,380*	-	-	-	*48,696,123*	*48,696,123*
18	Ministry of Trade and Industry	128,386,953	90,500,052	-	404,800,000	-	377,635,562	16,903,117	1,018,225,683	1,018,225,683
	o/w MoTI Hqtrs and Agencies	*128,386,953*	*66,159,799*	-	*253,000,000*	-	*377,635,562*	*16,903,117*	*842,085,430*	*842,085,430*
	o/w One District One Factory Programme	-	*4,397,525*	-	*151,800,000*	-	-	-	*156,197,525*	*156,197,525*
	o/w Africa Continental Free Trade Area Secretariat (AfCFTA)	-	*17,077,500*	-	-	-	-	-	*17,077,500*	*17,077,500*
	o/w Business Development	-	*2,865,229*	-	-	-	-	-	*2,865,229*	*2,865,229*
19	Ministry of Tourism, Arts and Culture	111,631,970	63,250,000	-	13,373,580	-	40,206,688	371,869	228,834,107	228,834,107
20	Ministry of Environment, Science, Tech. and Innovation	524,898,294	14,913,230	-	40,910,063	-	417,559,953	494,475,323	1,492,756,864	1,492,756,864
	o/w MESTI Hqtrs and Agencies	*524,898,294*	*12,140,983*	-	*40,910,063*	-	*417,559,953*	*494,475,323*	*1,489,984,617*	*1,489,984,617*
	o/w Science and Technology Project	-	*2,772,248*	-	-	-	-	-	*2,772,248*	*2,772,248*
21	Ministry of Energy	13,074,010	24,824,258	-	1,018,325,000	-	611,089,752	399,073,064	2,066,386,083	2,066,386,083
	o/w MoEN Hqtrs and Agencies	*13,074,010*	*13,662,000*	-	*6,325,000*	-	*611,089,752*	*399,073,064*	*1,043,223,826*	*1,043,223,826*
	o/w Rural Electrification	-	-	-	*1,012,000,000*	-	-	-	*1,012,000,000*	*1,012,000,000*
	o/w Petroleum Hub	-	*8,877,119*	-	-	-	-	-	*8,877,119*	*8,877,119*
	o/w Nuclear Energy	-	*2,285,139*	-	-	-	-	-	*2,285,139*	*2,285,139*

Appendix 4C: MDA Expenditure Allocation (GH¢) – 2026 [Infrastructure Sector – Summary]

Sn	Covered Entity	Compensation of Employees	Goods & Services		CAPEX		IGF	DP Funds	Sub-Total	Grand Total
		GoG	GoG	ABFA	GoG	ABFA				
	Infrastructure	**296,144,472**	**296,612,040**	**-**	**3,441,271,608**	**4,320,655,305**	**1,146,029,804**	**1,126,797,412**	**10,627,510,642**	**10,627,510,642**
22	Ministry of Sanitation and Water Resources	37,794,158	9,383,775	-	30,976,939	64,495,772	90,236,927	393,842,618	626,730,189	626,730,189
	o/w MoSWR Hqtrs and Agencies	*37,794,158*	*3,706,836*	-	*5,676,939*	-	*90,236,927*	*393,842,618*	*531,257,478*	*531,257,478*
	o/w Water and Sanitation Initiative	-	*5,676,939*	-	*25,300,000*	*64,495,772*	-	-	*95,472,711*	*95,472,711*
23	Ministry of Works and Housing	33,264,837	39,223,984	-	455,400,000	-	20,823,479	301,925,319	850,637,618	850,637,618
	o/w MoWH Hqtrs and Agencies	*33,264,837*	*34,163,984*	-	*202,400,000*	-	*20,823,479*	*301,925,319*	*592,577,618*	*592,577,618*
	o/w Dredging of White Volta	-	-	-	-	-	-	-	-	-
	o/w Coastal Protection and Slum Upgrade	-	*5,060,000*	-	*253,000,000*	-	-	-	*258,060,000*	*258,060,000*
24	Ministry of Roads and Highways	130,665,249	9,344,349	-	2,372,042,113	3,580,998,533	47,511,110	261,998,308	6,402,559,661	6,402,559,661
	o/w MoRH Hqtrs and Agencies	*130,665,249*	*9,344,349*	-	-	-	*47,511,110*	*261,998,308*	*449,519,015*	*449,519,015*
	o/w Roads Infrastructure	-	-	-	*2,372,042,113*	*3,580,998,533*	-	-	*5,953,040,646*	*5,953,040,646*
25	Ministry of Communications and Digitalisation	66,705,238	221,119,480	-	456,352,556	-	501,958,034	169,031,167	1,415,166,475	1,415,166,475
	o/w MoC Hqtrs and Agencies	*66,705,238*	*15,329,538*	-	*18,975,000*	-	*501,958,034*	*169,031,167*	*771,998,976*	*771,998,976*
	o/w Rural Telephony	-	-	-	*367,802,556*	-	-	-	*367,802,556*	*367,802,556*
	o/w Digital Youth Village	-	*189,750,000*	-	*63,250,000*	-	-	-	*253,000,000*	*253,000,000*
	o/w Cyber Security Authority	-	*13,288,567*	-	*6,325,000*	-	-	-	*19,613,567*	*19,613,567*
	o/w NITA Data Charges	-	*2,751,375*	-	-	-	-	-	*2,751,375*	*2,751,375*
26	Ministry of Railways Development	9,419,398	8,361,812	-	-	675,161,000	7,524,193	-	700,466,403	700,466,403
	o/w MoRD Hqtrs and Agencies	*9,419,398*	*4,855,258*	-	-	-	*7,524,193*	-	*21,798,850*	*21,798,850*
	o/w Railways Development	-	*3,506,553*	-	-	*675,161,000*	-	-	*678,667,553*	*678,667,553*
27	Ministry of Transport	18,295,593	9,178,640	-	126,500,000	-	477,976,062	-	631,950,295	631,950,295
	o/w MoT Hqtrs and Agencies	*18,295,593*	*5,260,024*	-	*88,550,000*	-	*477,976,062*	-	*590,081,679*	*590,081,679*
	o/w Fish Landing Sites	-	*2,576,552*	-	*37,950,000*	-	-	-	*40,526,552*	*40,526,552*
	o/w Aircraft Accident/Incident Investigation & Prevention	-	*1,342,064*	-	-	-	-	-	*1,342,064*	*1,342,064*

Appendix 4C: MDA Expenditure Allocation (GH¢) – 2026 [Social Sector – Summary]

Sn	Covered Entity	Compensation of Employees	Goods & Services		CAPEX		IGF	DP Funds	Sub-Total	Grand Total
		GoG	GoG	ABFA	GoG	ABFA				
	Social	**43,006,270,089**	**9,290,905,054**	**3,015,267,068**	**413,090,609**	**-**	**9,661,154,659**	**1,672,756,090**	**67,059,443,569**	**67,059,443,569**
28	Ministry of Education	28,847,832,653	843,542,952	3,015,267,068	69,575,000	-	4,134,260,556	448,162,877	37,358,641,105	37,358,641,105
	o/w MoE Hqtrs and Agencies	*28,624,875,853*	*47,874,969*	-	*6,325,000*	-	*4,134,260,556*	*448,162,877*	*33,261,499,254*	*33,261,499,254*
	o/w Free Senior High School Programme	-	*590,034,400*	*3,015,267,068*	-	-	-	-	*3,605,301,468*	*3,605,301,468*
	o/w Existing Interventions in Education	-	*29,885,625*	-	-	-	-	-	*29,885,625*	*29,885,625*
	o/w Construction of Regional STEM Centres	-	-	-	*63,250,000*	-	-	-	*63,250,000*	*63,250,000*
	o/w WAEC / Exam Fee	-	*69,487,958*	-	-	-	-	-	*69,487,958*	*69,487,958*
	o/w Capitation Grant	-	*106,260,000*	-	-	-	-	-	*106,260,000*	*106,260,000*
	o/w Teacher Trainee Allowances	*222,956,800*	-	-	-	-	-	-	*222,956,800*	*222,956,800*
29	Ministry of Employment and Labour Relations	98,280,687	9,021,487	-	3,795,000	-	8,094,068	67,612,467	186,803,709	186,803,709
30	National Pensions Regulatory Authority	-	-	-	-	-	163,597,437	-	163,597,437	163,597,437
31	Ministry of Youth and Sports	49,206,173	131,560,000	-	63,250,000	-	4,794,101	-	248,810,274	248,810,274
	o/w MoYs Hqtrs and Agencies	49,206,173	5,060,000	-	-	-	4,794,101	-	59,060,274	59,060,274
	o/w All African Games	-	126,500,000	-	63,250,000	-	-	-	189,750,000	189,750,000
32	National Commission for Civic Education	126,292,240	27,604,811	-	61,505,504	-	-	-	215,402,556	215,402,556
33	Ministry of Chieftaincy and Religious Affairs	65,046,210	13,909,101	-	12,650,000	-	-	-	91,605,312	91,605,312
34	Ministry of Health	13,715,797,620	92,384,441	-	183,425,000	-	5,349,089,642	681,492,601	20,022,189,305	20,022,189,305
	o/w MoH Hqtrs and Agencies	*13,007,017,620*	*82,658,963*	-	*101,200,000*	-	*5,349,089,642*	*681,492,601*	*19,221,458,827*	*19,221,458,827*
	o/w Mental Health	-	*6,534,516*	-	-	-	-	-	*6,534,516*	*6,534,516*
	o/w Health Infrastructure	-	-	-	*63,250,000*	-	-	-	*63,250,000*	*63,250,000*
	o/w e-Health Project	-	-	-	*18,975,000*	-	-	-	*18,975,000*	*18,975,000*
	o/w Ghana Psychological Council	-	*3,190,963*	-	-	-	-	-	*3,190,963*	*3,190,963*
	o/w Nursing Trainee Allowances	*708,780,000*	-	-	-	-	-	-	*708,780,000*	*708,780,000*
35	Ministry of Gender, Children and Social Protection	91,977,942	8,161,512,671	-	15,180,000	-	1,318,856	475,488,145	8,745,477,614	8,745,477,614
	o/w MGCSoP Hqtrs and Agencies	*91,977,942*	*9,042,984*	-	*12,650,000*	-	*1,318,856*	*475,488,145*	*590,477,927*	*590,477,927*
	o/w Livelihood Empowerment Against Poverty	-	*6,383,367,264*	-	-	-	-	-	*6,383,367,264*	*6,383,367,264*
	o/w School Feeding Programme	-	*1,762,978,888*	-	*2,530,000*	-	-	-	*1,765,508,888*	*1,765,508,888*
	o/w Domestic Violence Fund	-	*3,415,500*	-	-	-	-	-	*3,415,500*	*3,415,500*
	o/w Child / Human Trafficking Fund	-	*2,708,035*	-	-	-	-	-	*2,708,035*	*2,708,035*
36	National Labour Commission	11,836,563	11,369,591	-	3,710,105	-	-	-	26,916,259	26,916,259

Appendix 4C: MDA Expenditure Allocation (GH¢) – 2026 [Public Safety Sector – Summary]

Sn	Covered Entity	Compensation of Employees	Goods & Services		CAPEX		IGF	DP Funds	Sub-Total	Grand Total
		GoG	GoG	ABFA	GoG	ABFA				
	Public Safety	**17,574,072,067**	**937,509,578**	**-**	**1,400,471,288**	**-**	**718,321,427**	**-**	**20,630,374,360**	**20,630,374,360**
37	Office of the Attorney-General and Ministry of Justice	247,537,900	21,860,408	-	67,045,000	-	264,031,699	-	600,475,007	600,475,007
	o/w MoJ Hqtrs and Agencies	*247,537,900*	*21,860,408*	-	*3,795,000*	-	*68,592,720*	-	*341,786,028*	*341,786,028*
	o/w Office of the Registrar of Companies	-	-	-	-	-	*195,438,979*	-	*195,438,979*	*195,438,979*
	o/w Construction of Law House	-	-	-	*63,250,000*	-	-	-	*63,250,000*	*63,250,000*
38	Office of the Legal Aid Commission	34,890,039	4,123,268	-	4,134,020	-	90,106	-	43,237,432	43,237,432
39	Ministry of Defence	4,391,663,617	149,252,891	-	862,641,635	-	31,908,509	-	5,435,466,653	5,435,466,653
	o/w MoD Hqtrs and Agencies	*4,391,663,617*	*123,952,891*	-	*209,641,635*	-	*31,908,509*	-	*4,757,166,653*	*4,757,166,653*
	o/w Construction of Forward Operating Base/ Northern Border Security	-	-	-	*653,000,000*	-	-	-	*653,000,000*	*653,000,000*
	o/w Defence Advisory Services	-	*25,300,000*	-	-	-	-	-	*25,300,000*	*25,300,000*
40	Commission on Human Rights and Administrative Justice	74,240,002	20,328,478	-	19,133,645	-	-	-	113,702,125	113,702,125
41	Judicial Service	802,369,991	205,281,303	-	144,713,938	-	53,699,925	-	1,206,065,157	1,206,065,157
	o/w Judicial Service Hqtrs and Agencies	*802,369,991*	*9,236,113*	-	-	-	*53,699,925*	-	*865,306,029*	*865,306,029*
	o/w Judiciary	-	*196,045,190*	-	*144,713,938*	-	-	-	*340,759,128*	*340,759,128*
42	Ministry of the Interior	10,268,740,991	161,254,497	-	126,500,000	-	368,591,187	-	10,925,086,676	10,925,086,676
	o/w MoI Hqtrs and Agencies	*10,268,740,991*	*161,254,497*	-	*126,500,000*	-	*368,591,187*	-	*10,925,086,676*	*10,925,086,676*
43	Ministry of National Security	1,665,019,291	333,998,111	-	116,380,000	-	-	-	2,115,397,402	2,115,397,402
	o/w MoNS Hqtrs and Agencies	*1,665,019,291*	*195,354,111*	-	*110,055,000*	-	-	-	*1,970,428,402*	*1,970,428,402*
	o/w National Signals Bureau	-	*12,650,000*	-	*6,325,000*	-	-	-	*18,975,000*	*18,975,000*
	o/w National Security Operations	-	*125,994,000*	-	-	-	-	-	*125,994,000*	*125,994,000*
44	Office of the Special Prosecutor	89,610,236	41,410,623	-	59,923,050	-	-	-	190,943,909	190,943,909
	Sub-Total MDAs	**68,985,631,742**	**13,943,648,983**	**3,027,942,368**	**9,282,263,465**	**5,147,502,027**	**15,386,544,669**	**7,915,719,574**	**123,689,252,828**	**123,689,252,828**

Appendix 4C: MDA Expenditure Allocation (GH¢) – 2026 [Multi-Sectoral – Summary]

Sn	Covered Entity	Compensation of Employees	Goods & Services		CAPEX		IGF	DP Funds	Sub-Total	Other Government Obligations	Grand Total
		GoG	GoG	ABFA	GoG	ABFA					
	Multi-Sectoral	**13,498,157,651**	**3,946,995,152**	**-**	**14,507,426,312**	**-**	**220,577,017**	**7,910,156,085**	**40,083,312,217**	**188,491,982,774**	**228,575,294,992**
45	General Government Services	5,112,427,684	2,934,195,801	-	11,447,736,924	-	-	-	19,494,360,408	-	19,494,360,408
	o/w Other General Government Services Expenditures	*5,112,427,684*	*963,558,771*	-	*319,688,674*	-	-	-	*6,395,675,128*	-	*6,395,675,128*
	o/w Accra-Tema Motorway Project (Equity and VGF for GIIF	-	-	-	-	-	-	-	-	-	-
	o/w Public Debt Management	-	*12,650,000*	-	-	-	-	-	*12,650,000*	-	*12,650,000*
	o/w GhanaCARES/ Growth Agenda	-	1,506,000,000	-	865,000,000	-	-	-	2,371,000,000	-	2,371,000,000
	o/w YouStart	-	81,342,030	-	6,325,000	-	-	-	87,667,030	-	87,667,030
	o/w La General Hospital	-	-	-	189,750,000	-	-	-	189,750,000	-	189,750,000
	o/w Resettlement of Victims of Akosombo Dam Spillage	-	25,300,000	-	253,000,000	-	-	-	278,300,000	-	278,300,000
	o/w Millennium Development Authority (MiDA)	-	253,000,000	-	759,000,000	-	-	-	1,012,000,000	-	1,012,000,000
	o/w Clearance of Outstanding BTAs	-	-	-	8,782,998,250	-	-	-	8,782,998,250	-	8,782,998,250
46	ECA Projects	-	-	-	2,671,591,733	-	-	-	2,671,591,733	-	2,671,591,733
47	Development Partner Projections (Bilateral)	-	-	-	-	-	-	7,910,156,085	7,910,156,085	-	7,910,156,085
48	Subscription	-	443,583,827	-	-	-	-	-	443,583,827	-	443,583,827
49	Contingency Vote	-	569,215,524	-	388,097,655	-	-	-	957,313,179	-	957,313,179
50	Pensions	3,354,291,987	-	-	-	-	-	-	3,354,291,987	-	3,354,291,987
51	Gratuities	503,143,798	-	-	-	-	-	-	503,143,798	-	503,143,798
52	Social Security	4,528,294,182	-	-	-	-	-	-	4,528,294,182	-	4,528,294,182
53	Interest Payments	-	-	-	-	-	-	-	-	73,529,266,082	73,529,266,082
54	Subsidies on Petroleum products	-	-	-	-	-	-	-	-	559,181,758	559,181,758
55	National Health Fund	-	-	-	-	-	220,577,017	-	220,577,017	9,510,481,034	9,731,058,051
56	Education Trust Fund	-	-	-	-	-	-	-	-	5,148,260,964	5,148,260,964
57	Road Fund	-	-	-	-	-	-	-	-	1,408,219,206	1,408,219,206
58	Petroleum Related Funds	-	-	-	-	-	-	-	-	31,450,396	31,450,396
59	Dist. Ass. Common Fund	-	-	-	-	-	-	-	-	8,400,850,412	8,400,850,412
	o/w ABFA	-	-	-	-	-	-	-	-	504,657,061	*504,657,061*
60	Ghana Infrastructure Fund (ABFA Capex)	-	-	-	-	-	-	-	-	1,413,039,772	1,413,039,772
61	Transfer to GNPC from Oil Revenue	-	-	-	-	-	-	-	-	2,209,404,007	2,209,404,007
62	Other Earmarked Funds	-	-	-	-	-	-	-	-	10,989,793,160	10,989,793,160
63	Social Benefits	-	-	-	-	-	-	-	-	6,583,367,264	6,583,367,264
	o/w Lifeline Consumers of Electricity	-	-	-	-	-	-	-	-	200,000,000	200,000,000
	o/w Transfers for Social Protection (LEAP)	-	-	-	-	-	-	-	-	6,383,367,264	6,383,367,264
64	Other Expenditures	-	-	-	-	-	-	-	-	25,186,819,749	25,186,819,749
	o/w ESLA Transfers	-	-	-	-	-	-	-	-	6,270,159,938	*6,270,159,938*
	o/w Energy Sector Payment Shortfalls	-	-	-	-	-	-	-	-	18,916,659,811	*18,916,659,811*
	o/w Finsec & Others	-	-	-	-	-	-	-	-	-	-
65	Arrears Clearance (net change)	-	-	-	-	-	-	-	-	12,625,000,000	12,625,000,000
66	Amortisation	-	-	-	-	-	-	-	-	37,280,216,234	37,280,216,234
	GRAND TOTAL	**82,483,789,393**	**17,890,644,135**	**3,027,942,368**	**23,789,689,777**	**5,147,502,027**	**15,607,121,686**	**15,825,875,659**	**163,772,565,046**	**188,491,982,774**	**352,264,547,820**

Appendix 4D: MDA Expenditure Allocation (GH¢) – 2027 [Administration Sector – Summary]

Sn	Covered Entity	Compensation of Employees	Goods & Services		CAPEX		IGF	DP Funds	Sub-Total	Grand Total
		GoG	GoG	ABFA	GoG	ABFA				
	Administration	**7,409,406,423**	**2,642,036,075**	**15,970,878**	**1,585,335,221**	**1,880,802**	**890,115,462**	**2,358,932,968**	**14,903,677,829**	**14,903,677,829**
1	Office of Government Machinery	479,593,018	1,472,992,921	-	976,169,053	-	184,424,207	-	3,113,179,199	3,113,179,199
	o/w OGM Hqtrs and Agencies	*479,593,018*	*718,143,252*	-	*106,791,300*	-	*184,424,207*	-	*1,488,951,777*	*1,488,951,777*
	o/w Public Enterprises	-	*1,752,979*	-	-	-	-	-	*1,752,979*	*1,752,979*
	o/w Scholarship Secretariat	-	*478,170,000*	-	-	-	-	-	*478,170,000*	*478,170,000*
	o/w Micro Finance and Small Loans Centre	-	*28,626,444*	-	-	-	-	-	*28,626,444*	*28,626,444*
	o/w National Identification Authority	-	*183,298,500*	-	*79,695,000*	-	-	-	*262,993,500*	*262,993,500*
	o/w Zongo Development Fund	-	*20,670,715*	-	-	-	-	-	*20,670,715*	*20,670,715*
	o/w Infrastructure for Poverty Eradication Programme (Development Authorities)	-	*5,543,819*	-	*789,682,753*	-	-	-	*795,226,572*	*795,226,572*
	o/w Home Rental Scheme	-	*31,878,000*	-	-	-	-	-	*31,878,000*	*31,878,000*
	o/w Council of State	-	*4,909,212*	-	-	-	-	-	*4,909,212*	*4,909,212*
2	Office of the Head of Civil Service	51,408,256	11,428,123	-	11,157,300	-	14,513,151	-	88,506,830	88,506,830
	o/w OHCS Hqtrs and Agencies	*51,408,256*	*4,940,950*	-	*11,157,300*	-	*14,513,151*	-	*82,019,657*	*82,019,657*
	o/w Promotion/ Recruitment/ Training	-	*6,487,173*	-	-	-	-	-	*6,487,173*	*6,487,173*
3	Parliament of Ghana	638,170,557	694,940,400	-	213,582,600	-	-	-	1,546,693,557	1,546,693,557
4	Audit Service	765,519,744	130,511,313	-	36,769,904	-	-	35,817,349	968,618,310	968,618,310
5	Public Services Commission	14,288,700	4,519,038	-	6,424,212	-	28,780	35,817,349	61,078,079	61,078,079
6	Electoral Commission	128,592,193	76,507,200	-	-	-	407,616	-	205,507,009	205,507,009
7	Ministry of Foreign Affairs and Regional Integration	1,284,489,948	22,314,600	-	25,223,468	-	217,103,121	-	1,549,131,137	1,549,131,137
8	Ministry of Finance	1,032,049,795	103,402,900	15,970,878	80,970,597	1,880,802	394,986,781	1,499,316,600	3,128,578,352	3,128,578,352
	o/w MoF Hqtrs and Agencies	*1,032,049,795*	*74,712,700*	-	*80,970,597*	-	*394,986,781*	*1,499,316,600*	*3,082,036,472*	*3,082,036,472*
	o/w Public Interest and Accountability Committee	-	-	*15,970,878*	-	*1,880,802*	-	-	*17,851,680*	*17,851,680*
	o/w NEIP	-	*28,690,200*	-	-	-	-	-	*28,690,200*	*28,690,200*
9	Development	2,738,331,828	77,715,516	-	104,878,620	-	30,744,778	716,346,973	3,668,017,716	3,668,017,716
	o/w MLGDRD Hqtrs and Agencies	*145,467,176*	*6,450,464*	-	*9,244,620*	-	*30,744,778*	*716,346,973*	*908,254,011*	*908,254,011*
	o/w Local Government Service (incl. RCCs and MMDAs)	*2,592,864,652*	*71,265,053*	-	-	-	-	-	*2,664,129,705*	*2,664,129,705*
	o/w Regional Reorganisation and Development	-	-	-	*95,634,000*	-	-	-	*95,634,000*	*95,634,000*
10	National Media Commission	13,970,096	15,939,000	-	6,407,478	-	-	-	36,316,574	36,316,574
11	National Development Planning Commission	12,777,934	8,367,975	-	5,803,390	-	-	71,634,697	98,583,996	98,583,996
12	Ministry of Information	218,442,773	12,785,949	-	111,573,000	-	47,907,027	-	390,708,748	390,708,748
13	Right to Information Commission	26,479,137	4,528,413	-	3,187,800	-	-	-	34,195,350	34,195,350
14	Ministry of Parliamentary Affairs	5,292,444	6,082,727	-	3,187,800	-	-	-	14,562,971	14,562,971

Appendix 4D: MDA Expenditure Allocation (GH¢) – 2027 [Economic Sector – Summary]

Sn	Covered Entity	Compensation of Employees	Goods & Services		CAPEX		IGF	DP Funds	Sub-Total	Grand Total
		GoG	GoG	ABFA	GoG	ABFA				
	Economic	**1,737,709,265**	**1,665,428,037**	**-**	**3,489,226,527**	**1,039,946,067**	**3,059,293,843**	**3,150,470,797**	**14,142,074,535**	**14,142,074,535**
15	Ministry of Food and Agriculture	215,200,548	1,154,066,269	-	1,474,357,500	1,039,946,067	25,303,268	1,719,232,736	5,628,106,388	5,628,106,388
	o/w MoFA Hqtrs and Agencies	*215,200,548*	*38,336,269*	-	*637,560,000*	*1,039,946,067*	*25,303,268*	*1,719,232,736*	*3,675,578,888*	*3,675,578,888*
	o/w Planting for Food and Jobs	-	*1,115,730,000*	-	-	-	-	-	*1,115,730,000*	*1,115,730,000*
	o/w Agric Infrastructure	-	-	-	*836,797,500*	-	-	-	*836,797,500*	*836,797,500*
16	Ministry of Fisheries and Aquaculture Development	41,465,271	80,340,530	-	111,573,000	-	202,113,635	-	435,492,436	435,492,436
	o/w MoFAD Hqtrs and Agencies	*41,465,271*	*79,695,000*	-	*79,695,000*	-	*202,113,635*	-	*402,968,906*	*402,968,906*
	o/w Anomabo Fisheries College	-	*645,530*	-	*31,878,000*	-	-	-	*32,523,530*	*32,523,530*
17	Ministry of Lands and Natural Resources	603,469,341	187,226,938	-	41,761,136	-	1,214,023,330	188,757,427	2,235,238,172	2,235,238,172
	o/w MLNR Hqtrs and Agencies	*603,469,341*	*13,699,037*	-	*7,969,500*	-	*1,214,023,330*	*188,757,427*	*2,027,918,635*	*2,027,918,635*
	o/w National Afforestation Programme	-	*87,664,500*	-	-	-	-	-	*87,664,500*	*87,664,500*
	o/w Ghana Integrated Aluminium Dev't Company	-	*36,811,672*	-	*16,895,818*	-	-	-	*53,707,490*	*53,707,490*
	o/w Operation Vanguard (Anti-Galamsey Operations and REGSEC)	-	*4,590,432*	-	-	-	-	-	*4,590,432*	*4,590,432*
	o/w Ghana Integrated Iron and Steel Development Corp.	-	*44,461,297*	-	*16,895,818*	-	-	-	*61,357,115*	*61,357,115*
18	Ministry of Trade and Industry	144,820,483	114,030,065	-	510,048,000	-	438,280,682	-	1,207,179,231	1,207,179,231
	o/w MoTI Hqtrs and Agencies	*144,820,483*	*83,361,346*	-	*318,780,000*	-	*438,280,682*	-	*985,242,512*	*985,242,512*
	o/w One District One Factory Programme	-	*5,540,881*	-	*191,268,000*	-	-	-	*196,808,881*	*196,808,881*
	o/w Africa Continental Free Trade Area Secretariat (AfCFTA)	-	*21,517,650*	-	-	-	-	-	*21,517,650*	*21,517,650*
	o/w Business Development	-	*3,610,188*	-	-	-	-	-	*3,610,188*	*3,610,188*
19	Ministry of Tourism, Arts and Culture	125,920,863	79,695,000	-	16,850,711	-	46,950,903	429,808	269,847,285	269,847,285
20	Ministry of Environment, Science, Tech. and Innovation	592,085,276	18,790,670	-	51,546,680	-	438,086,603	683,090,565	1,783,599,794	1,783,599,794
	o/w MESTI Hqtrs and Agencies	*592,085,276*	*15,297,639*	-	*51,546,680*	-	*438,086,603*	*683,090,565*	*1,780,106,762*	*1,780,106,762*
	o/w Science and Technology Project	-	*3,493,032*	-	-	-	-	-	*3,493,032*	*3,493,032*
21	Ministry of Energy	14,747,483	31,278,564	-	1,283,089,500	-	694,535,422	558,960,260	2,582,611,230	2,582,611,230
	o/w MoEN Hqtrs and Agencies	*14,747,483*	*17,214,120*	-	*7,969,500*	-	*694,535,422*	*558,960,260*	*1,293,426,785*	*1,293,426,785*
	o/w Rural Electrification	-	-	-	*1,275,120,000*	-	-	-	*1,275,120,000*	*1,275,120,000*
	o/w Petroleum Hub	-	*11,185,169*	-	-	-	-	-	*11,185,169*	*11,185,169*
	o/w Nuclear Energy	-	*2,879,275*	-	-	-	-	-	*2,879,275*	*2,879,275*

Appendix 4D: MDA Expenditure Allocation (GH¢) – 2027 [Infrastructure Sector – Summary]

Sn	Covered Entity	Compensation of Employees	Goods & Services		CAPEX		IGF	DP Funds	Sub-Total	Grand Total
		GoG	GoG	ABFA	GoG	ABFA				
	Infrastructure	**334,050,965**	**373,731,170**	**-**	**4,336,002,227**	**4,336,448,608**	**1,261,129,617**	**1,862,502,130**	**12,503,864,717**	**12,503,864,717**
22	Ministry of Sanitation and Water Resources	42,631,810	11,823,557	-	39,030,943	81,264,673	99,097,173	-	273,848,156	273,848,156
	o/w MoSWR Hqtrs and Agencies	*42,631,810*	*4,670,613*	-	*7,152,943*	-	*99,097,173*	-	*153,552,540*	*153,552,540*
	o/w Water and Sanitation Initiative	-	*7,152,943*	-	*31,878,000*	*81,264,673*	-	-	*120,295,616*	*120,295,616*
23	Ministry of Works and Housing	37,522,736	49,422,220	-	573,804,000	-	23,534,748	573,077,579	1,257,361,282	1,257,361,282
	o/w MoWH Hqtrs and Agencies	*37,522,736*	*43,046,620*	-	*255,024,000*	-	*23,534,748*	*573,077,579*	*932,205,682*	*932,205,682*
	o/w Dredging of White Volta	-	-	-	-	-	-	-	-	-
	o/w Coastal Protection and Slum Upgrade	-	*6,375,600*	-	*318,780,000*	-	-	-	*325,155,600*	*325,155,600*
24	Ministry of Roads and Highways	147,390,400	11,773,879	-	2,988,773,062	3,404,481,075	51,608,756	214,904,092	6,818,931,265	6,818,931,265
	o/w MoRH Hqtrs and Agencies	*147,390,400*	*11,773,879*	-	-	-	*51,608,756*	*214,904,092*	*425,677,128*	*425,677,128*
	o/w Roads Infrastructure	-	-	-	*2,988,773,062*	*3,404,481,075*	-	-	*6,393,254,137*	*6,393,254,137*
25	Ministry of Communications and Digitalisation	75,243,508	278,610,545	-	575,004,221	-	533,755,542	1,074,520,460	2,537,134,276	2,537,134,276
	o/w MoC Hqtrs and Agencies	*75,243,508*	*19,315,218*	-	*23,908,500*	-	*533,755,542*	*1,074,520,460*	*1,726,743,228*	*1,726,743,228*
	o/w Rural Telephony	-	-	-	*463,431,221*	-	-	-	*463,431,221*	*463,431,221*
	o/w Digital Youth Village	-	*239,085,000*	-	*79,695,000*	-	-	-	*318,780,000*	*318,780,000*
	o/w Cyber Security Authority	-	*16,743,594*	-	*7,969,500*	-	-	-	*24,713,094*	*24,713,094*
	o/w NITA Data Charges	-	*3,466,733*	-	-	-	-	-	*3,466,733*	*3,466,733*
26	Ministry of Railways Development	10,625,081	10,535,883	-	-	850,702,860	8,306,172	-	880,169,996	880,169,996
	o/w MoRD Hqtrs and Agencies	*10,625,081*	*6,117,626*	-	-	-	*8,306,172*	-	*25,048,878*	*25,048,878*
	o/w Railways Development	-	*4,418,257*	-	-	*850,702,860*	-	-	*855,121,117*	*855,121,117*
27	Ministry of Transport	20,637,429	11,565,087	-	159,390,000	-	544,827,226	-	736,419,742	736,419,742
	o/w MoT Hqtrs and Agencies	*20,637,429*	*6,627,631*	-	*111,573,000*	-	*544,827,226*	-	*683,665,287*	*683,665,287*
	o/w Fish Landing Sites	-	*3,246,456*	-	*47,817,000*	-	-	-	*51,063,456*	*51,063,456*
	o/w Aircraft Accident/Incident Investigation & Prevention Bureau	-	*1,691,000*	-	-	-	-	-	*1,691,000*	*1,691,000*

Appendix 4D: MDA Expenditure Allocation (GH¢) – 2027 [Social Sector – Summary]

Sn	Covered Entity	Compensation of Employees	Goods & Services		CAPEX		IGF	DP Funds	Sub-Total	Grand Total
		GoG	GoG	ABFA	GoG	ABFA				
	Social	**48,391,810,350**	**11,405,063,375**	**3,147,720,579**	**520,494,167**	**-**	**11,323,857,978**	**2,342,854,153**	**77,131,800,603**	**77,131,800,603**
28	Ministry of Education	32,511,816,762	1,062,864,119	3,147,720,579	87,664,500	-	4,786,468,563	514,129,032	42,110,663,555	42,110,663,555
	o/w MoE Hqtrs and Agencies	*32,288,859,962*	*60,322,460*	-	*7,969,500*	-	*4,786,468,563*	*514,129,032*	*37,657,749,518*	*37,657,749,518*
	o/w Free Senior High School Programme	-	*743,443,344*	*3,147,720,579*	-	-	-	-	*3,891,163,923*	*3,891,163,923*
	o/w Existing Interventions in Education	-	*37,655,888*	-	-	-	-	-	*37,655,888*	*37,655,888*
	o/w Construction of Regional STEM Centres	-	-	-	*79,695,000*	-	-	-	*79,695,000*	*79,695,000*
	o/w WAEC / Exam Fee	-	*87,554,827*	-	-	-	-	-	*87,554,827*	*87,554,827*
	o/w Capitation Grant	-	*133,887,600*	-	-	-	-	-	*133,887,600*	*133,887,600*
	o/w Teacher Trainee Allowances	*222,956,800*	-	-	-	-	-	-	*222,956,800*	*222,956,800*
29	Ministry of Employment and Labour Relations	110,860,615	11,367,073	-	4,781,700	-	14,317,962	-	141,327,350	141,327,350
30	National Pensions Regulatory Authority	-	-	-	-	-	179,957,180	-	179,957,180	179,957,180
31	Ministry of Youth and Sports	55,504,563	165,765,600	-	79,695,000	-	5,273,511	-	306,238,674	306,238,674
	o/w MoYs Hqtrs and Agencies	55,504,563	6,375,600	-	-	-	5,273,511	-	67,153,674	67,153,674
	o/w All African Games	-	159,390,000	-	79,695,000	-	-	-	239,085,000	239,085,000
32	National Commission for Civic Education	142,457,647	34,782,062	-	77,496,935	-	-	-	254,736,644	254,736,644
33	Ministry of Chieftaincy and Religious Affairs	73,372,125	17,525,468	-	15,939,000	-	-	-	106,836,593	106,836,593
34	Ministry of Health	15,380,695,876	116,404,396	-	231,115,500	-	6,336,445,955	1,092,137,665	23,156,799,392	23,156,799,392
	o/w MoH Hqtrs and Agencies	*14,671,915,876*	*104,150,294*	-	*127,512,000*	-	*6,336,445,955*	*1,092,137,665*	*22,332,161,790*	*22,332,161,790*
	o/w Mental Health	-	*8,233,490*	-	-	-	-	-	*8,233,490*	*8,233,490*
	o/w Health Infrastructure	-	-	-	*79,695,000*	-	-	-	*79,695,000*	*79,695,000*
	o/w e-Health Project	-	-	-	*23,908,500*	-	-	-	*23,908,500*	*23,908,500*
	o/w Ghana Psychological Council	-	*4,020,613*	-	-	-	-	-	*4,020,613*	*4,020,613*
	o/w Nursing Trainee Allowances	*708,780,000*	-	-	-	-	-	-	*708,780,000*	*708,780,000*
35	Ministry of Gender, Children and Social Protection	103,751,118	9,982,028,973	-	19,126,800	-	1,394,807	736,587,455	10,842,889,154	10,842,889,154
	o/w MGCSoP Hqtrs and Agencies	*103,751,118*	*11,394,160*	-	*15,939,000*	-	*1,394,807*	*736,587,455*	*869,066,541*	*869,066,541*
	o/w Livelihood Empowerment Against Poverty	-	*7,741,565,760*	-	-	-	-	-	*7,741,565,760*	*7,741,565,760*
	o/w School Feeding Programme	-	*2,221,353,399*	-	*3,187,800*	-	-	-	*2,224,541,199*	*2,224,541,199*
	o/w Domestic Violence Fund	-	*4,303,530*	-	-	-	-	-	*4,303,530*	*4,303,530*
	o/w Child / Human Trafficking Fund	-	*3,412,124*	-	-	-	-	-	*3,412,124*	*3,412,124*
36	National Labour Commission	13,351,643	14,325,685	-	4,674,732	-	-	-	32,352,060	32,352,060

Appendix 4D: MDA Expenditure Allocation (GH¢) – 2027 [Public Safety Sector – Summary]

Sn	Covered Entity	Compensation of Employees	Goods & Services		CAPEX		IGF	DP Funds	Sub-Total	Grand Total
		GoG	GoG	ABFA	GoG	ABFA				
	Public Safety	**19,823,553,292**	**1,181,262,068**	**-**	**2,264,593,823**	**-**	**801,309,835**	**-**	**24,070,719,019**	**24,070,719,019**
37	Office of the Attorney-General and Ministry of Justice	279,222,751	27,544,114	-	84,476,700	-	288,468,736	-	679,712,302	679,712,302
	o/w MoJ Hqtrs and Agencies	*279,222,751*	*27,544,114*	-	*4,781,700*	-	*76,227,070*	-	*387,775,636*	*387,775,636*
	o/w Office of the Registrar of Companies	-	-	-	-	-	*212,241,666*	-	*212,241,666*	*212,241,666*
	o/w Construction of Law House	-	-	-	*79,695,000*	-	-	-	*79,695,000*	*79,695,000*
38	Office of the Legal Aid Commission	39,355,964	5,195,317	-	5,208,865	-	106,211	-	49,866,357	49,866,357
39	Ministry of Defence	4,953,796,560	188,058,643	-	1,586,928,461	-	32,550,582	-	6,761,334,245	6,761,334,245
	o/w MoD Hqtrs and Agencies	*4,953,796,560*	*156,180,643*	-	*264,148,461*	-	*32,550,582*	-	*5,406,676,245*	*5,406,676,245*
	o/w Construction of Forward Operating Base/ Northern Border Security	-	-	-	*1,322,780,000*	-	-	-	*1,322,780,000*	*1,322,780,000*
	o/w Defence Advisory Services	-	*31,878,000*	-	-	-	-	-	*31,878,000*	*31,878,000*
40	Commission on Human Rights and Administrative Justice	83,742,723	25,613,882	-	24,108,393	-	-	-	133,464,997	133,464,997
41	Judicial Service	905,073,350	258,654,442	-	182,339,562	-	55,311,367	-	1,401,378,720	1,401,378,720
	o/w Judicial Service Hqtrs and Agencies	*905,073,350*	*11,637,502*	-	-	-	*55,311,367*	-	*972,022,219*	*972,022,219*
	o/w Judiciary	-	*247,016,940*	-	*182,339,562*	-	-	-	*429,356,502*	*429,356,502*
42	Ministry of the Interior	11,583,139,838	203,180,667	-	159,390,000	-	424,872,940	-	12,370,583,444	12,370,583,444
	o/w MoI Hqtrs and Agencies	*11,583,139,838*	*203,180,667*	-	*159,390,000*	-	*424,872,940*	-	*12,370,583,444*	*12,370,583,444*
43	Ministry of National Security	1,878,141,761	420,837,619	-	146,638,800	-	-	-	2,445,618,180	2,445,618,180
	o/w MoNS Hqtrs and Agencies	*1,878,141,761*	*246,146,179*	-	*138,669,300*	-	-	-	*2,262,957,240*	*2,262,957,240*
	o/w National Signals Bureau	-	*15,939,000*	-	*7,969,500*	-	-	-	*23,908,500*	*23,908,500*
	o/w National Security Operations	-	*158,752,440*	-	-	-	-	-	*158,752,440*	*158,752,440*
44	Office of the Special Prosecutor	101,080,347	52,177,384	-	75,503,043	-	-	-	228,760,774	228,760,774
	Sub-Total MDAs	**77,696,530,294**	**17,267,520,726**	**3,163,691,457**	**12,195,651,966**	**5,378,275,477**	**17,335,706,736**	**9,714,760,048**	**142,752,136,703**	**142,752,136,703**

Appendix 4D: MDA Expenditure Allocation (GH¢) – 2027 [Multi-Sectoral – Summary]

Sn	Covered Entity	Compensation of Employees	Goods & Services		CAPEX		IGF	DP Funds	Sub-Total	Other Government Obligations	Grand Total
		GoG	GoG	ABFA	GoG	ABFA					
	Multi-Sectoral	**15,202,258,829**	**4,901,904,054**	**-**	**9,907,165,434**	**-**	**274,665,868**	**12,735,780,656**	**43,021,774,841**	**188,544,223,741**	**231,565,998,583**
45	General Government Services	5,912,379,917	3,697,086,709	-	5,753,161,278	-	-	-	15,362,627,904	-	15,362,627,904
	o/w Other General Government Services Expenditures	*5,912,379,917*	*1,214,084,051*	-	*402,807,729*	-	-	-	*7,529,271,697*	-	*7,529,271,697*
	o/w Accra-Tema Motorway Project (Equity and VGF for GIIF SPV)	-	-	-	-	-	-	-	-	-	-
	o/w Public Debt Management	-	*15,939,000*	-	-	-	-	-	*15,939,000*	-	*15,939,000*
	o/w GhanaCARES/ Growth Agenda	-	1,897,560,000	-	1,089,900,000	-	-	-	2,987,460,000	-	2,987,460,000
	o/w YouStart	-	102,490,958	-	7,969,500	-	-	-	110,460,458	-	110,460,458
	o/w La General Hospital	-	-	-	239,085,000	-	-	-	239,085,000	-	239,085,000
	o/w Resettlement of Victims of Akosombo Dam Spillage	-	31,878,000	-	318,780,000	-	-	-	350,658,000	-	350,658,000
	o/w Millennium Development Authority (MiDA)	-	318,780,000	-	956,340,000	-	-	-	1,275,120,000	-	1,275,120,000
	o/w Clearance of Outstanding BTAs	-	-	-	2,395,590,550	-	-	-	2,395,590,550	-	2,395,590,550
46	ECA Projects	-	-	-	3,366,205,584	-	-	-	3,366,205,584	-	3,366,205,584
47	Development Partner Projections (Bilateral)	-	-	-	-	-	-	12,735,780,656	12,735,780,656	-	12,735,780,656
48	Subscription	-	558,915,622	-	-	-	-	-	558,915,622	-	558,915,622
49	Contingency Vote	-	645,901,723	-	787,798,571	-	-	-	1,433,700,294	-	1,433,700,294
50	Pensions	3,715,951,565	-	-	-	-	-	-	3,715,951,565	-	3,715,951,565
51	Gratuities	557,392,735	-	-	-	-	-	-	557,392,735	-	557,392,735
52	Social Security	5,016,534,613	-	-	-	-	-	-	5,016,534,613	-	5,016,534,613
53	Interest Payments	-	-	-	-	-	-	-	-	60,483,523,950	60,483,523,950
54	Subsidies on Petroleum products	-	-	-	-	-	-	-	-	631,660,460	631,660,460
55	National Health Fund	-	-	-	-	-	274,665,868	-	274,665,868	10,937,928,795	11,212,594,663
56	Education Trust Fund	-	-	-	-	-	-	-	-	5,985,151,637	5,985,151,637
57	Road Fund	-	-	-	-	-	-	-	-	1,425,010,902	1,425,010,902
58	Petroleum Related Funds	-	-	-	-	-	-	-	-	31,825,412	31,825,412
59	Dist. Ass. Common Fund	-	-	-	-	-	-	-	-	9,495,907,669	9,495,907,669
	o/w ABFA	-	-	-	-	-	-	-	-	527,281,909	*527,281,909*
60	Ghana Infrastructure Fund (ABFA Capex)	-	-	-	-	-	-	-	-	1,476,389,346	1,476,389,346
61	Transfer to GNPC from Oil Revenue	-	-	-	-	-	-	-	-	2,204,481,188	2,204,481,188
62	Other Earmarked Funds	-	-	-	-	-	-	-	-	12,475,359,911	12,475,359,911
63	Social Benefits	-	-	-	-	-	-	-	-	8,041,565,760	8,041,565,760
	o/w Lifeline Consumers of Electricity	-	-	-	-	-	-	-	-	300,000,000	300,000,000
	o/w Transfers for Social Protection (LEAP)	-	-	-	-	-	-	-	-	7,741,565,760	7,741,565,760
64	Other Expenditures	-	-	-	-	-	-	-	-	26,583,076,532	26,583,076,532
	o/w ESLA Transfers	-	-	-	-	-	-	-	-	7,071,934,022	*7,071,934,022*
	o/w Energy Sector Payment Shortfalls	-	-	-	-	-	-	-	-	19,511,142,510	*19,511,142,510*
	o/w Finsec & Others	-	-	-	-	-	-	-	-	-	-
65	Arrears Clearance (net change)	-	-	-	-	-	-	-	-	13,962,000,000	13,962,000,000
66	Amortisation	-	-	-	-	-	-	-	-	42,551,907,939	42,551,907,939
	GRAND TOTAL	**92,898,789,124**	**22,169,424,780**	**3,163,691,457**	**22,102,817,399**	**5,378,275,477**	**17,610,372,604**	**22,450,540,704**	**185,773,911,544**	**188,544,223,741**	**374,318,135,286**

Appendix 5: 2024 ABFA PROJECTED EXPENDITURE (GH¢)

#	ABFA Priority Area	Covered Entity / Item Description	Goods & Services	CAPEX	Total
			-	600,000,000	600,000,000
1	Agriculture including Fisheries	Ministry of Food and Agriculture			
		o/w MoFA Hqtrs and Agencies	-	600,000,000	600,000,000
			2,400,899,587	-	2,400,899,587
2	Physical Infrastructure and service delivery in Education and Health	Ministry of Education			
		o/w Free Senior High School Programme	2,400,899,587		2,400,899,587
			-	5,024,299,035	5,024,299,035
3	Roads, Rail and Other Critical Infrastructure	General Government Services			
		o/w Accra-Tema Motorway Project (Equity and VGF for GIIF SPV)		1,669,136,715	1,669,136,715
		Ministry of Roads and Highways			
		o/w Roads Infrastructure		1,529,861,782	1,529,861,782
		Ghana Infrastructure Fund (ABFA Capex)			
		o/w ABFA		1,125,095,807	1,125,095,807
		Dist. Ass. Common Fund			
		o/w ABFA		401,819,931	401,819,931
		Ministry of Railways Development			
		o/w Railways Development		247,400,000	247,400,000
		Ministry of Sanitation and Water Resources			
		o/w Water and Sanitation		50,984,800	50,984,800
			10,020,000	1,180,000	11,200,000
4	Public Interest and Accountability	Ministry of Finance			
		o/w Public Interest and Accountability Committee	10,020,000	1,180,000	11,200,000
	Grand Total		2,410,919,587	5,625,479,035	8,036,398,622

Appendix 6: 2024 GOVERNMENT FLAGSHIP PROGRAMMES (GH¢)

Sn	Programme Description	Total
1	Roads Infrastructure	3,512,847,321
2	Free Senior High School Programme	2,765,662,480
3	School Feeding Programme	1,395,659,200
4	Livelihood Empowerment Against Poverty	720,000,000
5	Nursing Trainee Allowances	708,780,000
6	Planting for Food and Jobs	700,000,000
7	Infrastructure for Poverty Eradication Programme	498,918,735
8	Railways Development	250,171,979
9	Teacher Trainee Allowances	222,956,800
10	National Identification Authority	165,000,000
11	One District One Factory Programme	123,476,304
12	Water and Sanitation Initiative	75,472,499
13	Regional Reorganisation and Development	60,000,000
14	Fish Landing Sites	32,036,800
15	Micro Finance and Small Loans Centre	17,960,000
16	Zongo Development Fund	12,968,640
	Sub-Total MDAs	**9,236,291,111**

Appendix 4A: MDA Expenditure Allocation (GH¢) – 2024 [Administration Sector - GOG and ABFA]

Sn	Covered Entity	Compensation of Employees	Goods & Services		CAPEX		MDA Total
		GoG	GoG	ABFA	GoG	ABFA	GoG & ABFA
	Administration	**5,050,517,856**	**2,216,041,126**	**10,020,000**	**1,083,082,479**	**1,180,000**	**8,360,841,461**
1	Office of Government Machinery	326,907,847	924,143,874	-	612,440,588	-	1,863,492,309
	o/w OGM Hqtrs and Agencies	*326,907,847*	*450,557,282*	-	*67,000,000*	-	*844,465,129*
	o/w Public Enterprises	-	*1,099,805*	-	-	-	*1,099,805*
	o/w Scholarship Secretariat	-	*300,000,000*	-	-	-	*300,000,000*
	o/w Micro Finance and Small Loans Centre	-	*17,960,000*	-	-	-	*17,960,000*
	o/w National Identification Authority	-	*115,000,000*	-	*50,000,000*	-	*165,000,000*
	o/w Zongo Development Fund	-	*12,968,640*	-	-	-	*12,968,640*
	o/w Infrastructure for Poverty Eradication Programme (Development Authorities)	-	*3,478,147*	-	*495,440,588*	-	*498,918,735*
	o/w Home Rental Scheme	-	*20,000,000*	-	-	-	*20,000,000*
	o/w Council of State	-	*3,080,000*	-	-	-	*3,080,000*
2	Office of the Head of Civil Service	35,041,716	7,169,912	-	7,000,000	-	49,211,628
	o/w OHCS Hqtrs and Agencies	*35,041,716*	*3,099,912*	-	*7,000,000*	-	*45,141,628*
	o/w Promotion/ Recruitment/ Training	-	*4,070,000*	-	-	-	*4,070,000*
3	Parliament of Ghana	435,000,000	*436,000,000*	-	134,000,000	-	1,005,000,000
4	Audit Service	521,805,785	*81,881,745*	-	23,069,141	-	626,756,671
5	Public Services Commission	9,739,692	*2,835,208*	-	4,030,499	-	16,605,399
6	Electoral Commission	87,653,063	*606,449,009*	-	*88,455,952*	-	782,558,024
7	Ministry of Foreign Affairs and Regional Integration	875,554,538	*14,000,000*	-	15,825,000	-	905,379,538
8	Ministry of Finance	703,482,252	64,874,145	10,020,000	50,800,299	1,180,000	830,356,696
	o/w MoF Hqtrs and Agencies	*703,482,252*	*46,874,145*	-	*50,800,299*	-	*801,156,696*
	o/w Public Interest and Accountability Committee	-	-	*10,020,000*	-	*1,180,000*	*11,200,000*
	o/w NEIP	-	*18,000,000*	-	-	-	*18,000,000*
9	Ministry of Local Government, Decentralisation and Rural	1,866,545,443	48,758,088	-	65,800,000	-	1,981,103,531
	o/w MLGDRD Hqtrs and Agencies	*99,155,658*	*4,046,969*	-	*5,800,000*	-	*109,002,627*
	o/w Local Government Service (incl. RCCs and MMDAs)	*1,767,389,785*	*44,711,119*	-	-	-	*1,812,100,904*
	o/w Regional Reorganisation and Development	-	-	-	*60,000,000*	-	*60,000,000*
10	National Media Commission	9,522,520	*10,000,000*	-	4,020,000	-	23,542,520
11	National Development Planning Commission	8,709,899	*5,250,000*	-	3,641,000	-	17,600,899
12	Ministry of Information	148,898,449	*8,021,801*	-	*70,000,000*	-	226,920,250
13	Right to Information Commission	18,049,132	*2,841,090*	-	2,000,000	-	22,890,222
14	Ministry of Parliamentary Affairs	3,607,520	*3,816,254*	-	2,000,000	-	9,423,774

Appendix 4A: MDA Expenditure Allocation (GH¢) – 2024 [Economic Sector – GOG and ABFA]

Sn	Covered Entity	Compensation of Employees	Goods & Services		CAPEX		MDA Total
		GoG	GoG	ABFA	GoG	ABFA	GoG & ABFA
	Economic	**1,184,485,122**	**1,054,876,113**	**-**	**2,308,512,271**	**600,000,000**	**5,147,873,506**
15	Ministry of Food and Agriculture	146,688,432	724,051,866	-	925,000,000	600,000,000	2,395,740,298
	o/w MoFA Hqtrs and Agencies	*146,688,432*	*24,051,866*	-	*400,000,000*	*600,000,000*	*1,170,740,298*
	o/w Planting for Food and Jobs	-	*700,000,000*	-	-	-	*700,000,000*
	o/w Agric Infrastructure	-	-	-	*525,000,000*	-	*525,000,000*
16	Ministry of Fisheries and Aquaculture Development	28,264,220	50,405,000	-	70,000,000	-	148,669,220
	o/w MoFAD Hqtrs and Agencies	*28,264,220*	*50,000,000*	-	*50,000,000*	-	*128,264,220*
	o/w Anomabo Fisheries College	-	*405,000*	-	*20,000,000*	-	*20,405,000*
17	Ministry of Lands and Natural Resources	411,346,403	117,464,670	-	25,600,300	-	554,411,373
	o/w MLNR Hqtrs and Agencies	*411,346,403*	*8,594,665*	-	*5,000,000*	-	*424,941,068*
	o/w National Afforestation Programme	-	*55,000,000*	-	-	-	*55,000,000*
	o/w Ghana Integrated Aluminium Dev't Company	-	*23,095,346*	-	*10,000,000*	-	*33,095,346*
	o/w Operation Vanguard (Anti-Galamsey Operations and	-	*2,880,000*	-	-	-	*2,880,000*
	o/w Ghana Integrated Iron and Steel Development Corp.	-	*27,894,659*	-	*10,600,300*	-	*38,494,959*
18	Ministry of Trade and Industry	98,714,849	71,541,543	-	320,000,000	-	490,256,392
	o/w MoTI Hqtrs and Agencies	*98,714,849*	*52,300,236*	-	*200,000,000*	-	*351,015,085*
	o/w One District One Factory Programme	-	*3,476,304*	-	*120,000,000*	-	*123,476,304*
	o/w Africa Continental Free Trade Area Secretariat (AfCFTA)	-	*13,500,000*	-	-	-	*13,500,000*
	o/w Business Development	-	*2,265,003*	-	-	-	*2,265,003*
19	Ministry of Tourism, Arts and Culture	85,832,188	*50,000,000*	-	10,572,000	-	*146,404,188*
20	Ministry of Environment, Science, Tech. and Innovation	403,586,615	21,789,115	-	152,339,971	-	577,715,701
	o/w MESTI Hqtrs and Agencies	*403,586,615*	*9,597,615*	-	*32,339,971*	-	*445,524,201*
	o/w Completion of Foundry and Machine Tooling	-	*10,000,000*	-	*120,000,000*	-	*130,000,000*
	o/w Science and Technology Project	-	*2,191,500*	-	-	-	*2,191,500*
21	Ministry of Energy	10,052,415	19,623,919	-	805,000,000	-	834,676,334
	o/w MoEN Hqtrs and Agencies	*10,052,415*	*10,800,000*	-	*5,000,000*	-	*25,852,415*
	o/w Rural Electrification	-	-	-	*800,000,000*	-	*800,000,000*
	o/w Petroleum Hub	-	*7,017,485*	-	-	-	*7,017,485*
	o/w Nuclear Energy	-	*1,806,434*	-	-	-	*1,806,434*

Appendix 4A: MDA Expenditure Allocation (GH¢) – 2024 [Infrastructure Sector – GOG and ABFA]

Sn	Covered Entity	Compensation of Employees	Goods & Services		CAPEX		MDA Total
		GoG	GoG	ABFA	GoG	ABFA	GoG & ABFA
	Infrastructure	**227,701,150**	**234,475,921**	**-**	**2,720,372,813**	**1,828,246,582**	**5,010,796,466**
22	Ministry of Sanitation and Water Resources	29,059,375	7,418,004	-	24,487,699	50,984,800	111,949,878
	o/w MoSWR Hqtrs and Agencies	*29,059,375*	*2,930,305*	-	*4,487,699*	-	*36,477,379*
	o/w Water and Sanitation Initiative	-	*4,487,699*	-	*20,000,000*	*50,984,800*	*75,472,499*
23	Ministry of Works and Housing	25,576,846	31,007,102	-	360,000,000	-	416,583,948
	o/w MoWH Hqtrs and Agencies	*25,576,846*	*27,007,102*	-	*160,000,000*	-	*212,583,948*
	o/w Dredging of White Volta	-	-	-	-	-	-
	o/w Coastal Protection and Slum Upgrade	-	*4,000,000*	-	*200,000,000*	-	*204,000,000*
24	Ministry of Roads and Highways	100,466,597	7,386,837	-	1,875,132,105	1,529,861,782	3,512,847,321
	o/w MoRH Hqtrs and Agencies	*100,466,597*	*7,386,837*	-	-	-	*107,853,434*
	o/w Roads Infrastructure	-	-	-	*1,875,132,105*	*1,529,861,782*	*3,404,993,887*
25	Ministry of Communications and Digitalisation	51,288,681	174,798,008	-	360,753,009	-	586,839,698
	o/w MoC Hqtrs and Agencies	*51,288,681*	*12,118,212*	-	*15,000,000*	-	*78,406,893*
	o/w Rural Telephony	-	-	-	*290,753,009*	-	*290,753,009*
	o/w Digital Youth Village	-	*150,000,000*	-	*50,000,000*	-	*200,000,000*
	o/w Cyber Security Authority	-	*10,504,796*	-	*5,000,000*	-	*15,504,796*
	o/w NITA Data Charges	-	*2,175,000*	-	-	-	*2,175,000*
26	Ministry of Railways Development	7,242,437	6,610,128	-	-	247,400,000	261,252,565
	o/w MoRD Hqtrs and Agencies	*7,242,437*	*3,838,149*	-	-	-	*11,080,586*
	o/w Railways Development	-	*2,771,979*	-	-	*247,400,000*	*250,171,979*
27	Ministry of Transport	14,067,214	7,255,842	-	100,000,000	-	121,323,056
	o/w MoT Hqtrs and Agencies	*14,067,214*	*4,158,122*	-	*70,000,000*	-	*88,225,336*
	o/w Fish Landing Sites	-	*2,036,800*	-	*30,000,000*	-	*32,036,800*
	o/w Aircraft Accident/Incident Investigation & Prevention Bureau	-	*1,060,920*	-	-	-	*1,060,920*

Appendix 4A: MDA Expenditure Allocation (GH¢) – 2024 [Social Sector – GOG and ABFA]

Sn	Covered Entity	Compensation of Employees	Goods & Services		CAPEX		MDA Total
		GoG	GoG	ABFA	GoG	ABFA	GoG & ABFA
	Social	**33,282,229,570**	**2,916,781,383**	**2,400,899,587**	**326,553,841**	**-**	**38,926,464,381**
28	Ministry of Education	22,232,204,840	565,164,910	2,400,899,587	55,000,000	-	25,253,269,337
	o/w MoE Hqtrs and Agencies	*22,009,248,040*	*37,845,825*	-	*5,000,000*	-	*22,052,093,865*
	o/w Free Senior High School Programme	-	*364,762,893*	*2,400,899,587*	-	-	*2,765,662,480*
	o/w Existing Interventions in Education	-	*23,625,000*	-	-	-	*23,625,000*
	o/w Construction of Regional STEM Centres	-	-	-	*50,000,000*	-	*50,000,000*
	o/w WAEC / Exam Fee	-	*54,931,192*	-	-	-	*54,931,192*
	o/w Capitation Grant	-	*84,000,000*	-	-	-	*84,000,000*
	o/w Teacher Trainee Allowances	*222,956,800*	-	-	-	-	*222,956,800*
29	Ministry of Employment and Labour Relations	75,566,582	*7,131,610*	-	3,000,000	-	85,698,192
30	National Pensions Regulatory Authority	-	-	-	-	-	-
31	Ministry of Youth and Sports	37,833,906	104,000,000	-	50,000,000	-	191,833,906
	o/w MoYs Hqtrs and Agencies	37,833,906	4,000,000	-	-	-	41,833,906
	o/w All African Games	-	100,000,000	-	50,000,000	-	150,000,000
32	National Commission for Civic Education	97,104,255	21,821,985	-	48,620,952	-	167,547,192
33	Ministry of Chieftaincy and Religious Affairs	50,013,079	10,995,337	-	10,000,000	-	71,008,416
34	Ministry of Health	10,709,685,455	73,031,179	-	145,000,000	-	10,927,716,634
	o/w MoH Hqtrs and Agencies	*10,000,905,455*	*65,343,054*	-	*80,000,000*	-	*10,146,248,509*
	o/w Mental Health	-	*5,165,625*	-	-	-	*5,165,625*
	o/w Health Infrastructure	-	-	-	*50,000,000*	-	*50,000,000*
	o/w e-Health Project	-	-	-	*15,000,000*	-	*15,000,000*
	o/w Ghana Psychological Council	-	*2,522,500*	-	-	-	*2,522,500*
	o/w Nursing Trainee Allowances	*708,780,000*	-	-	-	-	*708,780,000*
35	Ministry of Gender, Children and Social Protection	70,720,493	2,125,648,543	-	12,000,000	-	2,208,369,036
	o/w MGCSoP Hqtrs and Agencies	*70,720,493*	*7,148,604*	-	*10,000,000*	-	*87,869,097*
	o/w Livelihood Empowerment Against Poverty	-	*720,000,000*	-	-	-	*720,000,000*
	o/w School Feeding Programme	-	*1,393,659,200*	-	*2,000,000*	-	*1,395,659,200*
	o/w Domestic Violence Fund	-	*2,700,000*	-	-	-	*2,700,000*
	o/w Child / Human Trafficking Fund	-	*2,140,739*	-	-	-	*2,140,739*
36	National Labour Commission	9,100,960	*8,987,819*	-	2,932,889	-	21,021,668

Appendix 4A: MDA Expenditure Allocation (GH¢) – 2024 [Public Safety Sector – GOG and ABFA]

Sn	Covered Entity	Compensation of Employees	Goods & Services		CAPEX		MDA Total
		GoG	GoG	ABFA	GoG	ABFA	GoG & ABFA
	Public Safety	**13,512,446,768**	**741,114,291**	**-**	**790,886,394**	**-**	**15,044,447,453**
37	Office of the Attorney-General and Ministry of Justice	190,328,268	17,280,955	-	53,000,000	-	260,609,223
	o/w MoJ Hqtrs and Agencies	*190,328,268*	*17,280,955*	-	*3,000,000*	-	*210,609,223*
	o/w Office of the Registrar of Companies	-	-	-	-	-	-
	o/w Construction of Law House	-	-	-	*50,000,000*	-	*50,000,000*
38	Office of the Legal Aid Commission	26,826,440	3,259,500	-	3,268,000	-	33,353,940
39	Ministry of Defence	3,376,685,871	117,986,475	-	365,724,613	-	3,860,396,959
	o/w MoD Hqtrs and Agencies	*3,376,685,871*	*97,986,475*	-	*165,724,613*	-	*3,640,396,959*
	o/w Construction of Forward Operating Base/ Northern Border Security	-	-	-	*200,000,000*	-	*200,000,000*
	o/w Defence Advisory Services	-	*20,000,000*	-	-	-	*20,000,000*
	o/w Ammunitions and other Accoutrements	-	-	-	-	-	-
40	Commission on Human Rights and Administrative Justice	57,082,051	*16,069,943*	-	15,125,411	-	88,277,405
41	Judicial Service	616,930,541	162,277,710	-	114,398,370	-	893,606,621
	o/w Judicial Service Hqtrs and Agencies	*616,930,541*	*7,301,275*	-	-	-	*624,231,816*
	o/w Judiciary	-	*154,976,435*	-	*114,398,370*	-	*269,374,805*
42	Ministry of the Interior	7,895,484,637	127,473,911	-	100,000,000	-	8,122,958,548
	o/w MoI Hqtrs and Agencies	*7,895,484,637*	*127,473,911*	-	*100,000,000*	-	*8,122,958,548*
	o/w Ammunitions and other Accoutrements	-	-	-	-	-	-
43	Ministry of National Security	1,280,208,961	264,030,127	-	92,000,000	-	1,636,239,088
	o/w MoNS Hqtrs and Agencies	*1,280,208,961*	*154,430,127*	-	*87,000,000*	-	*1,521,639,088*
	o/w National Signals Bureau	-	*10,000,000*	-	*5,000,000*	-	*15,000,000*
	o/w National Security Operations	-	*99,600,000*	-	-	-	*99,600,000*
44	Office of the Special Prosecutor	68,899,999	*32,735,670*	-	47,370,000	-	149,005,669
	Sub-Total MDAs	**53,257,380,466**	**7,163,288,834**	**2,410,919,587**	**7,229,407,798**	**2,429,426,582**	**72,490,423,267**

Appendix 4A: MDA Expenditure Allocation (GH¢) – 2024 [Multi-Sectoral – GOG and ABFA]

Sn	Covered Entity	Compensation of Employees	Goods & Services		CAPEX		MDA Total
		GoG	GoG	ABFA	GoG	ABFA	GoG & ABFA
	Multi-Sectoral	**10,425,800,690**	**2,211,188,243**	**-**	**6,910,775,909**	**1,669,136,715**	**21,216,901,557**
45	General Government Services	3,748,027,099	1,357,174,388	-	5,355,398,161	1,669,136,715	12,129,736,363
	o/w Other General Government Services Expenditures	*3,748,027,099*	*524,552,388*	-	*605,398,161*	-	*4,877,977,648*
	o/w Project Development Facility	-	*15,000,000*	-	-	-	*15,000,000*
	o/w Accra-Tema Motorway Project (Equity and VGF for GIIF	-	-	-	-	*1,669,136,715*	*1,669,136,715*
	o/w Public Debt Management	-	*10,000,000*	-	-	-	*10,000,000*
	o/w GhanaCARES/ Growth Agenda	-	*400,000,000*	-	*880,000,000*	-	1,280,000,000
	o/w YouStart	-	*64,302,000*	-	*5,000,000*	-	69,302,000
	o/w La General Hospital	-	-	-	150,000,000	-	150,000,000
	o/w Resettlement of Victims of Akosombo Dam Spillage	-	*20,000,000*	-	200,000,000	-	220,000,000
	o/w Millennium Development Authority (MiDA)	-	*200,000,000*	-	600,000,000	-	800,000,000
	o/w Clearance of Outstanding BTAs	-	-	-	2,700,000,000	-	2,700,000,000
46	ECA Projects	-	-	-	1,000,000,000	-	1,000,000,000
47	Development Partner Projections (Bilateral)	-	-	-	-	-	-
48	Subscription	-	*350,659,152*	-	-	-	350,659,152
49	Contingency Vote	-	*503,354,703*	-	*555,377,748*	-	1,058,732,451
50	Pensions	2,563,967,644	-	-	-	-	2,563,967,644
51	Gratuities	384,595,147	-	-	-	-	384,595,147
52	Social Security	3,729,210,800	-	-	-	-	3,729,210,800
53	Interest Payments	-	-	-	-	-	-
54	Subsidies on Petroleum products	-	-	-	-	-	-
55	National Health Fund	-	-	-	-	-	-
56	Education Trust Fund	-	-	-	-	-	-
57	Road Fund	-	-	-	-	-	-
58	Petroleum Related Funds	-	-	-	-	-	-
59	Dist. Ass. Common Fund	-	-	-	-	-	-
	o/w ABFA	-	-	-	-	-	-
60	Ghana Infrastructure Fund (ABFA Capex)	-	-	-	-	-	-
61	Transfer to GNPC from Oil Revenue	-	-	-	-	-	-
62	Other Earmarked Funds	-	-	-	-	-	-
63	Social Benefits	-	-	-	-	-	-
	o/w Lifeline Consumers of Electricity	-	-	-	-	-	-
	o/w Transfers for Social Protection (LEAP)	-	-	-	-	-	-
64	Other Expenditures	-	-	-	-	-	-
	o/w ESLA Transfers	-	-	-	-	-	-
	o/w Energy Sector Payment Shortfalls	-	-	-	-	-	-
	o/w Finsec & Others	-	-	-	-	-	-
65	Arrears Clearance (net change)	-	-	-	-	-	-
66	Amortisation	-	-	-	-	-	-
	GRAND TOTAL	**63,683,181,156**	**9,374,477,077**	**2,410,919,587**	**14,140,183,707**	**4,098,563,297**	**93,707,324,824**

Appendix 4A: MDA Expenditure Allocation (GH¢) – 2024 [Administration Sector – IGF and DP Funds]

Sn	Covered Entity	Retained IGF				DP Funds			Sub-Total	Grand Total
		CoE	G & S	CAPEX	Sub-Total	G & S	CAPEX	Sub-Total DP Funds	DP & IGF	All Funding Sources
	Administration	**40,767,810**	**533,911,384**	**116,684,013**	**691,363,207**	**1,842,176,167**	**66,171,894**	**1,908,348,061**	**2,599,711,268**	**10,960,552,729**
1	Office of Government Machinery	-	146,083,762	7,634,446	153,718,208	57,616,648	-	57,616,648	211,334,855	2,074,827,164
	o/w OGM Hqtrs and Agencies	-	*146,083,762*	*7,634,446*	*153,718,208*	*57,616,648*	-	*57,616,648*	*211,334,855*	*1,055,799,984*
	o/w Public Enterprises	-	-	-	-	-	-	-	-	*1,099,805*
	o/w Scholarship Secretariat	-	-	-	-	-	-	-	-	*300,000,000*
	o/w Micro Finance and Small Loans Centre	-	-	-	-	-	-	-	-	*17,960,000*
	o/w National Identification Authority	-	-	-	-	-	-	-	-	*165,000,000*
	o/w Zongo Development Fund	-	-	-	-	-	-	-	-	*12,968,640*
	o/w Infrastructure for Poverty Eradication Programme (Development Authorities)	-	-	-	-	-	-	-	-	*498,918,735*
	o/w Home Rental Scheme	-	-	-	-	-	-	-	-	*20,000,000*
	o/w Council of State	-	-	-	-	-	-	-	-	*3,080,000*
2	Office of the Head of Civil Service	-	7,996,084	1,207,391	9,203,474	-	-	-	9,203,474	58,415,102
	o/w OHCS Hqtrs and Agencies	-	*7,996,084*	*1,207,391*	*9,203,474*	-	-	-	*9,203,474*	*54,345,102*
	o/w Promotion/ Recruitment/ Training	-	-	-	-	-	-	-	-	*4,070,000*
3	Parliament of Ghana	-	-	-	-	6,983,836	-	6,983,836	6,983,836	1,011,983,836
4	Audit Service	-	-	-	-	6,983,836	-	6,983,836	6,983,836	633,740,507
5	Public Services Commission	-	25,410	-	25,410	6,983,836	-	6,983,836	7,009,246	23,614,645
6	Electoral Commission	-	4,376,740	-	4,376,740	-	-	-	4,376,740	786,934,764
7	Ministry of Foreign Affairs and Regional Integration	421,692	115,061,504	49,133,130	164,616,326	-	57,791,291	57,791,291	222,407,617	1,127,787,155
8	Ministry of Finance	37,346,118	213,664,315	49,665,314	300,675,747	1,110,163,992	8,380,603	1,118,544,595	1,419,220,342	2,249,577,038
	o/w MoF Hqtrs and Agencies	*37,346,118*	*213,664,315*	*49,665,314*	*300,675,747*	*1,110,163,992*	*8,380,603*	*1,118,544,595*	*1,419,220,342*	*2,220,377,038*
	o/w Public Interest and Accountability Committee	-	-	-	-	-	-	-	-	*11,200,000*
	o/w NEIP	-	-	-	-	-	-	-	-	*18,000,000*
9	Ministry of Local Government, Decentralisation and Rural	3,000,000	13,868,642	1,000,000	17,868,642	607,769,732	-	607,769,732	625,638,374	2,606,741,905
	o/w MLGDRD Hqtrs and Agencies	*3,000,000*	*13,868,642*	*1,000,000*	*17,868,642*	*607,769,732*	-	*607,769,732*	*625,638,374*	*734,641,001*
	o/w Local Government Service (incl. RCCs and MMDAs)	-	-	-	-	-	-	-	-	*1,812,100,904*
	o/w Regional Reorganisation and Development	-	-	-	-	-	-	-	-	*60,000,000*
10	National Media Commission	-	-	-	-	-	-	-	-	23,542,520
11	National Development Planning Commission	-	-	-	-	45,674,288	-	45,674,288	45,674,288	63,275,187
12	Ministry of Information	-	*32,834,928*	8,043,732	40,878,659	-	-	-	40,878,659	267,798,909
13	Right to Information Commission	-	-	-	-	-	-	-	-	22,890,222
14	Ministry of Parliamentary Affairs	-	-	-	-	-	-	-	-	9,423,774

Appendix 4A: MDA Expenditure Allocation (GH¢) – 2024 [Economic Sector – IGF and DP Funds]

Sn	Covered Entity	Retained IGF				DP Funds			Sub-Total	Grand Total
		CoE	G & S	CAPEX	Sub-Total	G & S	CAPEX	Sub-Total DP Funds	DP & IGF	All Funding Sources
	Economic	**569,207,288**	**1,150,837,027**	**567,215,483**	**2,287,259,798**	**1,135,118,495**	**354,121,362**	**1,489,239,858**	**3,776,499,655**	**8,924,373,161**
15	Ministry of Food and Agriculture	157,650	12,105,484	12,140,867	24,404,001	544,638,647	55,870,689	600,509,336	624,913,336	3,020,653,634
	o/w MoFA Hqtrs and Agencies	*157,650*	*12,105,484*	*12,140,867*	*24,404,001*	*544,638,647*	*55,870,689*	*600,509,336*	*624,913,336*	*1,795,653,634*
	o/w Planting for Food and Jobs	-	-	-	-	-	-	-	-	*700,000,000*
	o/w Agric Infrastructure	-	-	-	-	-	-	-	-	*525,000,000*
16	Ministry of Fisheries and Aquaculture Development	-	50,581,032	99,522,001	150,103,033	-	-	-	150,103,033	298,772,253
	o/w MoFAD Hqtrs and Agencies	-	*50,581,032*	*99,522,001*	*150,103,033*	-	-	-	*150,103,033*	*278,367,253*
	o/w Anomabo Fisheries College	-	-	-	-	-	-	-	-	*20,405,000*
17	Ministry of Lands and Natural Resources	179,550,211	564,726,493	206,441,967	950,718,671	75,984,137	153,644,394	229,628,530	1,180,347,202	1,734,758,575
	o/w MLNR Hqtrs and Agencies	*179,550,211*	*564,726,493*	*206,441,967*	*950,718,671*	*75,984,137*	*153,644,394*	*229,628,530*	*1,180,347,202*	*1,605,288,270*
	o/w National Afforestation Programme	-	-	-	-	-	-	-	-	*55,000,000*
	o/w Ghana Integrated Aluminium Dev't Company	-	-	-	-	-	-	-	-	*33,095,346*
	o/w Operation Vanguard (Anti-Galamsey Operations and	-	-	-	-	-	-	-	-	*2,880,000*
	o/w Ghana Integrated Iron and Steel Development Corp.	-	-	-	-	-	-	-	-	*38,494,959*
18	Ministry of Trade and Industry	46,018,702	156,201,213	79,959,527	282,179,442	248,624,564	-	248,624,564	530,804,006	1,021,060,398
	o/w MOTI Hqtrs and Agencies	*46,018,702*	*156,201,213*	*79,959,527*	*282,179,442*	*248,624,564*	-	*248,624,564*	*530,804,006*	*881,819,091*
	o/w One District One Factory Programme	-	-	-	-	-	-	-	-	*123,476,304*
	o/w Africa Continental Free Trade Area Secretariat	-	-	-	-	-	-	-	-	*13,500,000*
	o/w Business Development	-	-	-	-	-	-	-	-	*2,265,003*
19	Ministry of Tourism, Arts and Culture	-	22,211,802	6,520,691	*28,732,492*	251,418	-	*251,418*	*28,983,911*	*175,388,099*
20	Ministry of Environment, Science, Tech. and Innovation	107,662,262	169,511,002	60,460,961	337,634,225	258,635,893	-	258,635,893	596,270,118	1,173,985,819
	o/w MESTI Hqtrs and Agencies	*107,662,262*	*169,511,002*	*60,460,961*	*337,634,225*	*258,635,893*	-	*258,635,893*	*596,270,118*	*1,041,794,319*
	o/w Completion of Foundry and Machine Tooling	-	-	-	-	-	-	-	-	*130,000,000*
	o/w Science and Technology Project	-	-	-	-	-	-	-	-	*2,191,500*
21	Ministry of Energy	235,818,463	175,499,999	102,169,471	513,487,933	6,983,836	144,606,280	151,590,116	665,078,049	1,499,754,383
	o/w MoEN Hqtrs and Agencies	*235,818,463*	*175,499,999*	*102,169,471*	*513,487,933*	*6,983,836*	*144,606,280*	*151,590,116*	*665,078,049*	*690,930,464*
	o/w Rural Electrification	-	-	-	-	-	-	-	-	*800,000,000*
	o/w Petroleum Hub	-	-	-	-	-	-	-	-	*7,017,485*
	o/w Nuclear Energy	-	-	-	-	-	-	-	-	*1,806,434*

Appendix 4A: MDA Expenditure Allocation (GH¢) – 2024 [Infrastructure Sector – IGF and DP Funds]

Sn	Covered Entity	Retained IGF				DP Funds			Sub-Total	Grand Total
		CoE	G & S	CAPEX	Sub-Total	G & S	CAPEX	Sub-Total DP Funds	DP & IGF	All Funding Sources
	Infrastructure	**242,706,495**	**520,510,333**	**218,368,860**	**981,585,688**	**226,276,289**	**1,125,794,442**	**1,352,070,731**	**2,333,656,419**	**7,344,452,885**
22	Ministry of Sanitation and Water Resources	-	74,426,718	2,406,826	76,833,544	16,761,207	385,507,752	402,268,958	479,102,502	591,052,380
	o/w MoSWR Hqtrs and Agencies	-	*74,426,718*	*2,406,826*	*76,833,544*	*16,761,207*	*385,507,752*	*402,268,958*	*479,102,502*	*515,579,881*
	o/w Water and Sanitation Initiative	-	-	-	-	-	-	-	-	*75,472,499*
23	Ministry of Works and Housing	19,355	8,773,611	6,355,292	15,148,258	-	153,644,394	153,644,394	168,792,652	585,376,600
	o/w MoWH Hqtrs and Agencies	*19,355*	*8,773,611*	*6,355,292*	*15,148,258*	-	*153,644,394*	*153,644,394*	*168,792,652*	*381,376,600*
	o/w Dredging of White Volta	-	-	-	-	-	-	-	-	-
	o/w Coastal Protection and Slum Upgrade	-	-	-	-	-	-	-	-	*204,000,000*
24	Ministry of Roads and Highways	-	30,963,744	11,043,770	42,007,514	-	558,706,952	558,706,952	600,714,466	4,113,561,787
	o/w MoRH Hqtrs and Agencies	-	*30,963,744*	*11,043,770*	*42,007,514*	-	*558,706,952*	*558,706,952*	*600,714,466*	*708,567,900*
	o/w Roads Infrastructure	-	-	-	-	-	-	-	-	*3,404,993,887*
25	Ministry of Communications and Digitalisation	148,198,886	152,717,984	139,944,962	440,861,831	209,515,082	-	209,515,082	650,376,914	1,237,216,612
	o/w MoC Hqtrs and Agencies	*148,198,886*	*152,717,984*	*139,944,962*	*440,861,831*	*209,515,082*	-	*209,515,082*	*650,376,914*	*728,783,807*
	o/w Rural Telephony	-	-	-	-	-	-	-	-	*290,753,009*
	o/w Digital Youth Village	-	-	-	-	-	-	-	-	*200,000,000*
	o/w Cyber Security Authority	-	-	-	-	-	-	-	-	*15,504,796*
	o/w NITA Data Charges	-	-	-	-	-	-	-	-	*2,175,000*
26	Ministry of Railways Development	-	4,768,189	1,192,047	5,960,236	-	-	-	5,960,236	267,212,801
	o/w MoRD Hqtrs and Agencies	-	*4,768,189*	*1,192,047*	*5,960,236*	-	-	-	*5,960,236*	*17,040,822*
	o/w Railways Development	-	-	-	-	-	-	-	-	*250,171,979*
27	Ministry of Transport	94,488,254	248,860,088	57,425,963	400,774,305	-	27,935,344	27,935,344	428,709,649	550,032,705
	o/w MoT Hqtrs and Agencies	*94,488,254*	*248,860,088*	*57,425,963*	*400,774,305*	-	*27,935,344*	*27,935,344*	*428,709,649*	*516,934,985*
	o/w Fish Landing Sites	-	-	-	-	-	-	-	-	*32,036,800*
	o/w Aircraft Accident/Incident Investigation & Prevention Bureau	-	-	-	-	-	-	-	-	*1,060,920*

Appendix 4A: MDA Expenditure Allocation (GH¢) – 2024 [Social Sector – IGF and DP Funds]

Sn	Covered Entity	Retained IGF				DP Funds			Sub-Total	Grand Total
		CoE	G & S	CAPEX	Sub-Total	G & S	CAPEX	Sub-Total DP Funds	DP & IGF	All Funding Sources
	Social	**834,079,478**	**5,441,162,454**	**1,351,915,636**	**7,627,157,569**	**1,436,844,721**	**275,547,410**	**1,712,392,131**	**9,339,549,700**	**48,266,014,081**
28	Ministry of Education	216,085,363	2,356,597,679	860,570,113	3,433,253,155	757,836,860	69,838,361	827,675,221	4,260,928,376	29,514,197,713
	o/w MoE Hqtrs and Agencies	*216,085,363*	*2,356,597,679*	*860,570,113*	*3,433,253,155*	*757,836,860*	*69,838,361*	*827,675,221*	*4,260,928,376*	*26,313,022,241*
	o/w Free Senior High School Programme	-	-	-	-	-	-	-	-	*2,765,662,480*
	o/w Existing Interventions in Education	-	-	-	-	-	-	-	-	*23,625,000*
	o/w Construction of Regional STEM Centres	-	-	-	-	-	-	-	-	*50,000,000*
	o/w WAEC / Exam Fee	-	-	-	-	-	-	-	-	*54,931,192*
	o/w Capitation Grant	-	-	-	-	-	-	-	-	*84,000,000*
	o/w Teacher Trainee Allowances	-	-	-	-	-	-	-	-	*222,956,800*
29	Ministry of Employment and Labour Relations	-	7,046,345	522,828	7,569,172	17,773,705	80,000,000	97,773,705	105,342,878	191,041,070
30	National Pensions Regulatory Authority	49,443,071	46,240,169	39,521,250	135,204,490	-	-	-	135,204,490	135,204,490
31	Ministry of Youth and Sports	-	3,962,067	-	3,962,067	-	-	-	3,962,067	195,795,973
	o/w MoYs Hqtrs and Agencies	-	3,962,067	-	3,962,067	-	-	-	3,962,067	45,795,973
	o/w All African Games	-	-	-	-	-	-	-	-	150,000,000
32	National Commission for Civic Education	-	-	-	-	-	-	-	-	167,547,192
33	Ministry of Chieftaincy and Religious Affairs	-	-	-	-	-	-	-	-	71,008,416
34	Ministry of Health	568,551,044	3,026,123,356	451,301,445	4,045,975,846	477,835,750	125,709,049	603,544,800	4,649,520,645	15,577,237,279
	o/w MoH Hqtrs and Agencies	*568,551,044*	*3,026,123,356*	*451,301,445*	*4,045,975,846*	*477,835,750*	*125,709,049*	*603,544,800*	*4,649,520,645*	*14,795,769,154*
	o/w Mental Health	-	-	-	-	-	-	-	-	*5,165,625*
	o/w Health Infrastructure	-	-	-	-	-	-	-	-	*50,000,000*
	o/w e-Health Project	-	-	-	-	-	-	-	-	*15,000,000*
	o/w Ghana Psychological Council	-	-	-	-	-	-	-	-	*2,522,500*
	o/w Nursing Trainee Allowances	-	-	-	-	-	-	-	-	*708,780,000*
35	Ministry of Gender, Children and Social Protection	-	1,192,839	-	1,192,839	183,398,406	-	183,398,406	184,591,244	2,392,960,280
	o/w MGCSoP Hqtrs and Agencies	-	*1,192,839*	-	*1,192,839*	*183,398,406*	-	*183,398,406*	*184,591,244*	*272,460,341*
	o/w Livelihood Empowerment Against Poverty	-	-	-	-	-	-	-	-	*720,000,000*
	o/w School Feeding Programme	-	-	-	-	-	-	-	-	*1,395,659,200*
	o/w Domestic Violence Fund	-	-	-	-	-	-	-	-	*2,700,000*
	o/w Child / Human Trafficking Fund	-	-	-	-	-	-	-	-	*2,140,739*
36	National Labour Commission	-	-	-	-	-	-	-	-	21,021,668

Appendix 4A: MDA Expenditure Allocation (GH¢) – 2024 [Public Safety Sector – IGF and DP Funds]

Sn	Covered Entity	Retained IGF				DP Funds			Sub-Total	Grand Total
		CoE	G & S	CAPEX	Sub-Total	G & S	CAPEX	Sub-Total DP Funds	DP & IGF	All Funding Sources
	Public Safety	**53,162,639**	**224,862,352**	**279,886,677**	**557,911,668**	**-**	**-**	**-**	**557,911,668**	**15,602,359,121**
37	Office of the Attorney-General and Ministry of Justice	12,175,000	108,564,681	99,930,464	220,670,144	-	-	-	220,670,144	481,279,367
	o/w MoJ Hqtrs and Agencies	*12,175,000*	*30,130,617*	*15,773,185*	*58,078,803*	-	-	-	*58,078,803*	*268,688,026*
	o/w Office of the Registrar of Companies	-	*78,434,063*	*84,157,278*	*162,591,342*	-	-	-	*162,591,342*	*162,591,342*
	o/w Construction of Law House	-	-	-	-	-	-	-	-	*50,000,000*
38	Office of the Legal Aid Commission	-	70,277	-	70,277	-	-	-	70,277	33,424,217
39	Ministry of Defence	-	26,186,878	4,568,019	30,754,897	-	-	-	30,754,897	3,891,151,856
	o/w MoD Hqtrs and Agencies	-	*26,186,878*	*4,568,019*	*30,754,897*	-	-	-	30,754,897	*3,671,151,856*
	o/w Construction of Forward Operating Base/ Northern Border Security	-	-	-	-	-	-	-	-	*200,000,000*
	o/w Defence Advisory Services	-	-	-	-	-	-	-	-	*20,000,000*
	o/w Ammunitions and other Accoutrements	-	-	-	-	-	-	-	-	-
40	Commission on Human Rights and Administrative Justice	-	-	-	-	-	-	-	-	88,277,405
41	Judicial Service	30,667,174	17,889,185	2,555,598	51,111,957	-	-	-	51,111,957	944,718,578
	o/w Judicial Service Hqtrs and Agencies	*30,667,174*	*17,889,185*	*2,555,598*	*51,111,957*	-	-	-	*51,111,957*	*675,343,773*
	o/w Judiciary	-	-	-	-	-	-	-	-	*269,374,805*
42	Ministry of the Interior	10,320,464	72,151,331	172,832,596	255,304,392	-	-	-	255,304,392	8,378,262,940
	o/w MoI Hqtrs and Agencies	*10,320,464*	*72,151,331*	*172,832,596*	*255,304,392*	-	-	-	*255,304,392*	*8,378,262,940*
	o/w Ammunitions and other Accoutrements	-	-	-	-	-	-	-	-	-
43	Ministry of National Security	-	-	-	-	-	-	-	-	1,636,239,088
	o/w MoNS Hqtrs and Agencies	-	-	-	-	-	-	-	-	*1,521,639,088*
	o/w National Signals Bureau	-	-	-	-	-	-	-	-	*15,000,000*
	o/w National Security Operations	-	-	-	-	-	-	-	-	*99,600,000*
44	Office of the Special Prosecutor	-	-	-	-	-	-	-	-	149,005,669
	Sub-Total MDAs	**1,739,923,711**	**7,871,283,550**	**2,534,070,668**	**12,145,277,929**	**4,640,415,673**	**1,821,635,108**	**6,462,050,781**	**18,607,328,710**	**91,097,751,977**

Appendix 4A: MDA Expenditure Allocation (GH¢) – 2024 [Multi-Sectoral – IGF and DP Funds]

Sn	Covered Entity	Retained IGF				DP Funds			Sub-Total	Grand Total
		CoE	G & S	CAPEX	Sub-Total	G & S	CAPEX	Sub-Total DP Funds	DP & IGF	All Funding Sources
	Multi-Sectoral	**76,245,583**	**117,906,360**	**-**	**194,151,943**	**20,951,508**	**3,998,022,356**	**4,018,973,864**	**4,213,125,807**	**25,430,027,364**
45	General Government Services	-	-	-	-	-	-	-	-	12,129,736,363
	o/w Other General Government Services Expenditures	-	-	-	-	-	-	-	-	*4,877,977,648*
	o/w Project Development Facility	-	-	-	-	-	-	-	-	*15,000,000*
	o/w Accra-Tema Motorway Project (Equity and VGF for GIIF	-	-	-	-	-	-	-	-	*1,669,136,715*
	o/w Public Debt Management	-	-	-	-	-	-	-	-	*10,000,000*
	o/w GhanaCARES	-	-	-	-	-	-	-	-	1,280,000,000
	o/w YouStart	-	-	-	-	-	-	-	-	69,302,000
	o/w La General Hospital	-	-	-	-	-	-	-	-	150,000,000
	o/w Resettlement of Victims of Akosombo Dam Spillage	-	-	-	-	-	-	-	-	220,000,000
	o/w Millennium Development Authority (MiDA)	-	-	-	-	-	-	-	-	800,000,000
	o/w Clearance of Outstanding BTAs	-	-	-	-	-	-	-	-	2,700,000,000
46	ECA Projects	-	-	-	-	-	-	-	-	1,000,000,000
47	Development Partner Projections (Bilateral)	-	-	-	-	20,951,508	3,998,022,356	4,018,973,864	4,018,973,864	4,018,973,864
48	Subscription	-	-	-	-	-	-	-	-	350,659,152
49	Contingency Vote	-	-	-	-	-	-	-	-	1,058,732,451
50	Pensions	-	-	-	-	-	-	-	-	2,563,967,644
51	Gratuities	-	-	-	-	-	-	-	-	384,595,147
52	Social Security	-	-	-	-	-	-	-	-	3,729,210,800
53	Interest Payments	-	-	-	-	-	-	-	-	-
54	Subsidies on Petroleum products	-	-	-	-	-	-	-	-	-
55	National Health Fund	76,245,583	117,906,360	-	194,151,943	-	-	-	194,151,943	194,151,943
56	Education Trust Fund	-	-	-	-	-	-	-	-	-
57	Road Fund	-	-	-	-	-	-	-	-	-
58	Petroleum Related Funds	-	-	-	-	-	-	-	-	-
59	Dist. Ass. Common Fund	-	-	-	-	-	-	-	-	-
	o/w ABFA	-	-	-	-	-	-	-	-	-
60	Ghana Infrastructure Fund (ABFA Capex)	-	-	-	-	-	-	-	-	-
61	Transfer to GNPC from Oil Revenue	-	-	-	-	-	-	-	-	-
62	Other Earmarked Funds	-	-	-	-	-	-	-	-	-
63	Social Benefits	-	-	-	-	-	-	-	-	-
	o/w Lifeline Consumers of Electricity	-	-	-	-	-	-	-	-	-
	o/w Transfers for Social Protection	-	-	-	-	-	-	-	-	-
64	Other Expenditures	-	-	-	-	-	-	-	-	-
	o/w ESLA Transfers	-	-	-	-	-	-	-	-	-
	o/w Energy Sector Payment Shortfalls	-	-	-	-	-	-	-	-	-
	o/w Finsec & Others	-	-	-	-	-	-	-	-	-
65	Arrears Clearance (net change)	-	-	-	-	-	-	-	-	-
66	Amortisation	-	-	-	-	-	-	-	-	-
	GRAND TOTAL	**1,816,169,294**	**7,989,189,910**	**2,534,070,668**	**12,339,429,872**	**4,661,367,181**	**5,819,657,464**	**10,481,024,645**	**22,820,454,517**	**116,527,779,341**

Appendix 4A: MDA Expenditure Allocation (GH¢) – 2024 [Administration Sector – Summary]

Sn	Covered Entity	Compensation of Employees	Goods & Services		CAPEX		IGF	DP Funds	Sub-Total	Grand Total
		GoG	GoG	ABFA	GoG	ABFA				
	Administration	**5,050,517,856**	**2,216,041,126**	**10,020,000**	**1,083,082,479**	**1,180,000**	**691,363,207**	**1,908,348,061**	**10,960,552,729**	**10,960,552,729**
1	Office of Government Machinery	326,907,847	924,143,874	-	612,440,588	-	153,718,208	57,616,648	2,074,827,164	2,074,827,164
	o/w OGM Hqtrs and Agencies	*326,907,847*	*450,557,282*	-	*67,000,000*	-	*153,718,208*	*57,616,648*	*1,055,799,984*	*1,055,799,984*
	o/w Public Enterprises	-	*1,099,805*	-	-	-	-	-	*1,099,805*	*1,099,805*
	o/w Scholarship Secretariat	-	*300,000,000*	-	-	-	-	-	*300,000,000*	*300,000,000*
	o/w Micro Finance and Small Loans Centre	-	*17,960,000*	-	-	-	-	-	*17,960,000*	*17,960,000*
	o/w National Identification Authority	-	*115,000,000*	-	*50,000,000*	-	-	-	*165,000,000*	*165,000,000*
	o/w Zongo Development Fund	-	*12,968,640*	-	-	-	-	-	*12,968,640*	*12,968,640*
	o/w Infrastructure for Poverty Eradication Programme (Development Authorities)	-	*3,478,147*	-	*495,440,588*	-	-	-	*498,918,735*	*498,918,735*
	o/w Home Rental Scheme	-	*20,000,000*	-	-	-	-	-	*20,000,000*	*20,000,000*
	o/w Council of State	-	*3,080,000*	-	-	-	-	-	*3,080,000*	*3,080,000*
2	Office of the Head of Civil Service	35,041,716	7,169,912	-	7,000,000	-	9,203,474	-	58,415,102	58,415,102
	o/w OHCS Hqtrs and Agencies	*35,041,716*	*3,099,912*	-	*7,000,000*	-	*9,203,474*	-	*54,345,102*	*54,345,102*
	o/w Promotion/ Recruitment/ Training	-	*4,070,000*	-	-	-	-	-	*4,070,000*	*4,070,000*
3	Parliament of Ghana	435,000,000	436,000,000	-	134,000,000	-	-	6,983,836	1,011,983,836	1,011,983,836
4	Audit Service	521,805,785	81,881,745	-	23,069,141	-	-	6,983,836	633,740,507	633,740,507
5	Public Services Commission	9,739,692	2,835,208	-	4,030,499	-	25,410	6,983,836	23,614,645	23,614,645
6	Electoral Commission	87,653,063	606,449,009	-	88,455,952	-	4,376,740	-	786,934,764	786,934,764
7	Ministry of Foreign Affairs and Regional Integration	875,554,538	14,000,000	-	15,825,000	-	164,616,326	57,791,291	1,127,787,155	1,127,787,155
8	Ministry of Finance	703,482,252	64,874,145	10,020,000	50,800,299	1,180,000	300,675,747	1,118,544,595	2,249,577,038	2,249,577,038
	o/w MoF Hqtrs and Agencies	*703,482,252*	*46,874,145*	-	*50,800,299*	-	*300,675,747*	*1,118,544,595*	*2,220,377,038*	*2,220,377,038*
	o/w Public Interest and Accountability Committee	-	-	*10,020,000*	-	*1,180,000*	-	-	*11,200,000*	*11,200,000*
	o/w NEIP	-	*18,000,000*	-	-	-	-	-	*18,000,000*	*18,000,000*
9	Ministry of Local Government, Decentralisation and Rural	1,866,545,443	48,758,088	-	65,800,000	-	17,868,642	607,769,732	2,606,741,905	2,606,741,905
	o/w MLGDRD Hqtrs and Agencies	*99,155,658*	*4,046,969*	-	*5,800,000*	-	*17,868,642*	*607,769,732*	*734,641,001*	*734,641,001*
	o/w Local Government Service (incl. RCCs and MMDAs)	*1,767,389,785*	*44,711,119*	-	-	-	-	-	*1,812,100,904*	*1,812,100,904*
	o/w Regional Reorganisation and Development	-	-	-	*60,000,000*	-	-	-	*60,000,000*	*60,000,000*
10	National Media Commission	9,522,520	10,000,000	-	4,020,000	-	-	-	23,542,520	23,542,520
11	National Development Planning Commission	8,709,899	5,250,000	-	3,641,000	-	-	45,674,288	63,275,187	63,275,187
12	Ministry of Information	148,898,449	8,021,801	-	70,000,000	-	40,878,659	-	267,798,909	267,798,909
13	Right to Information Commission	18,049,132	2,841,090	-	2,000,000	-	-	-	22,890,222	22,890,222
14	Ministry of Parliamentary Affairs	3,607,520	3,816,254	-	2,000,000	-	-	-	9,423,774	9,423,774

Appendix 4A: MDA Expenditure Allocation (GH¢) – 2024 [Economic Sector – Summary]

Sn	Covered Entity	Compensation of Employees	Goods & Services		CAPEX		IGF	DP Funds	Sub-Total	Grand Total
		GoG	GoG	ABFA	GoG	ABFA				
	Economic	**1,184,485,122**	**1,054,876,113**	**-**	**2,308,512,271**	**600,000,000**	**2,287,259,798**	**1,489,239,858**	**8,924,373,161**	**8,924,373,161**
15	Ministry of Food and Agriculture	146,688,432	724,051,866	-	925,000,000	600,000,000	24,404,001	600,509,336	3,020,653,634	3,020,653,634
	o/w MoFA Hqtrs and Agencies	*146,688,432*	*24,051,866*	-	*400,000,000*	*600,000,000*	*24,404,001*	*600,509,336*	*1,795,653,634*	*1,795,653,634*
	o/w Planting for Food and Jobs	-	*700,000,000*	-	-	-	-	-	*700,000,000*	*700,000,000*
	o/w Agric Infrastructure	-	-	-	*525,000,000*	-	-	-	*525,000,000*	*525,000,000*
16	Ministry of Fisheries and Aquaculture Development	28,264,220	50,405,000	-	70,000,000	-	150,103,033	-	298,772,253	298,772,253
	o/w MoFAD Hqtrs and Agencies	*28,264,220*	*50,000,000*	-	*50,000,000*	-	*150,103,033*	-	*278,367,253*	*278,367,253*
	o/w Anomabo Fisheries College	-	*405,000*	-	*20,000,000*	-	-	-	*20,405,000*	*20,405,000*
17	Ministry of Lands and Natural Resources	411,346,403	117,464,670	-	25,600,300	-	950,718,671	229,628,530	1,734,758,575	1,734,758,575
	o/w MLNR Hqtrs and Agencies	*411,346,403*	*8,594,665*	-	*5,000,000*	-	*950,718,671*	*229,628,530*	*1,605,288,270*	*1,605,288,270*
	o/w National Afforestation Programme	-	*55,000,000*	-	-	-	-	-	*55,000,000*	*55,000,000*
	o/w Ghana Integrated Aluminium Dev't Company	-	*23,095,346*	-	*10,600,300*	-	-	-	*33,695,646*	*33,695,646*
	o/w Operation Vanguard (Anti-Galamsey Operations and	-	*2,880,000*	-	-	-	-	-	*2,880,000*	*2,880,000*
	o/w Ghana Integrated Iron and Steel Development Corp.	-	*27,894,659*	-	*10,600,300*	-	-	-	*38,494,959*	*38,494,959*
18	Ministry of Trade and Industry	98,714,849	71,541,543	-	320,000,000	-	282,179,442	248,624,564	1,021,060,398	1,021,060,398
	o/w MOTI Hqtrs and Agencies	*98,714,849*	*52,300,236*	-	*200,000,000*	-	*282,179,442*	*248,624,564*	*881,819,091*	*881,819,091*
	o/w One District One Factory Programme	-	*3,476,304*	-	*120,000,000*	-	-	-	*123,476,304*	*123,476,304*
	o/w Africa Continental Free Trade Area Secretariat	-	*13,500,000*	-	-	-	-	-	*13,500,000*	*13,500,000*
	o/w Business Development	-	*2,265,003*	-	-	-	-	-	*2,265,003*	*2,265,003*
19	Ministry of Tourism, Arts and Culture	85,832,188	50,000,000	-	10,572,000	-	28,732,492	251,418	175,388,099	175,388,099
20	Ministry of Environment, Science, Tech. and Innovation	403,586,615	21,789,115	-	152,339,971	-	337,634,225	258,635,893	1,173,985,819	1,173,985,819
	o/w MESTI Hqtrs and Agencies	*403,586,615*	*9,597,615*	-	*32,339,971*	-	*337,634,225*	*258,635,893*	*1,041,794,319*	*1,041,794,319*
	o/w Completion of Foundry and Machine Tooling	-	*10,000,000*	-	*120,000,000*	-	-	-	*130,000,000*	*130,000,000*
	o/w Science and Technology Project	-	*2,191,500*	-	-	-	-	-	*2,191,500*	*2,191,500*
21	Ministry of Energy	10,052,415	19,623,919	-	805,000,000	-	513,487,933	151,590,116	1,499,754,383	1,499,754,383
	o/w MoEN Hqtrs and Agencies	*10,052,415*	*10,800,000*	-	*5,000,000*	-	*513,487,933*	*151,590,116*	*690,930,464*	*690,930,464*
	o/w Rural Electrification	-	-	-	*800,000,000*	-	-	-	*800,000,000*	*800,000,000*
	o/w Petroleum Hub	-	*7,017,485*	-	-	-	-	-	*7,017,485*	*7,017,485*
	o/w Nuclear Energy	-	*1,806,434*	-	-	-	-	-	*1,806,434*	*1,806,434*

Appendix 4A: MDA Expenditure Allocation (GH¢) – 2024 [Infrastructure Sector – Summary]

Sn	Covered Entity	Compensation of Employees	Goods & Services		CAPEX		IGF	DP Funds	Sub-Total	Grand Total
		GoG	GoG	ABFA	GoG	ABFA				
	Infrastructure	**227,701,150**	**234,475,921**	**-**	**2,720,372,813**	**1,828,246,582**	**981,585,688**	**1,352,070,731**	**7,344,452,885**	**7,344,452,885**
22	Ministry of Sanitation and Water Resources	29,059,375	7,418,004	-	24,487,699	50,984,800	76,833,544	402,268,958	591,052,380	591,052,380
	o/w MoSWR Hqtrs and Agencies	*29,059,375*	*2,930,305*	-	*4,487,699*	-	*76,833,544*	*402,268,958*	*515,579,881*	*515,579,881*
	o/w Water and Sanitation Initiative	-	*4,487,699*	-	*20,000,000*	*50,984,800*	-	-	*75,472,499*	*75,472,499*
23	Ministry of Works and Housing	25,576,846	31,007,102	-	360,000,000	-	15,148,258	153,644,394	585,376,600	585,376,600
	o/w MoWH Hqtrs and Agencies	*25,576,846*	*27,007,102*	-	*160,000,000*	-	*15,148,258*	*153,644,394*	*381,376,600*	*381,376,600*
	o/w Dredging of White Volta	-	-	-	-	-	-	-	-	-
	o/w Coastal Protection and Slum Upgrade	-	*4,000,000*	-	*200,000,000*	-	-	-	*204,000,000*	*204,000,000*
24	Ministry of Roads and Highways	100,466,597	7,386,837	-	1,875,132,105	1,529,861,782	42,007,514	558,706,952	4,113,561,787	4,113,561,787
	o/w MoRH Hqtrs and Agencies	*100,466,597*	*7,386,837*	-	-	-	*42,007,514*	*558,706,952*	*708,567,900*	*708,567,900*
	o/w Roads Infrastructure	-	-	-	*1,875,132,105*	*1,529,861,782*	-	-	*3,404,993,887*	*3,404,993,887*
25	Ministry of Communications and Digitalisation	51,288,681	174,798,008	-	360,753,009	-	440,861,831	209,515,082	1,237,216,612	1,237,216,612
	o/w MoC Hqtrs and Agencies	*51,288,681*	*12,118,212*	-	*15,000,000*	-	*440,861,831*	*209,515,082*	*728,783,807*	*728,783,807*
	o/w Rural Telephony	-	-	-	*290,753,009*	-	-	-	*290,753,009*	*290,753,009*
	o/w Digital Youth Village	-	*150,000,000*	-	*50,000,000*	-	-	-	*200,000,000*	*200,000,000*
	o/w Cyber Security Authority	-	*10,504,796*	-	*5,000,000*	-	-	-	*15,504,796*	*15,504,796*
	o/w NITA Data Charges	-	*2,175,000*	-	-	-	-	-	*2,175,000*	*2,175,000*
26	Ministry of Railways Development	7,242,437	6,610,128	-	-	247,400,000	5,960,236	-	267,212,801	267,212,801
	o/w MoRD Hqtrs and Agencies	*7,242,437*	*3,838,149*	-	-	-	*5,960,236*	-	*17,040,822*	*17,040,822*
	o/w Railways Development	-	*2,771,979*	-	-	*247,400,000*	-	-	*250,171,979*	*250,171,979*
27	Ministry of Transport	14,067,214	7,255,842	-	100,000,000	-	400,774,305	27,935,344	550,032,705	550,032,705
	o/w MoT Hqtrs and Agencies	*14,067,214*	*4,158,122*	-	*70,000,000*	-	*400,774,305*	*27,935,344*	*516,934,985*	*516,934,985*
	o/w Fish Landing Sites	-	*2,036,800*	-	*30,000,000*	-	-	-	*32,036,800*	*32,036,800*
	o/w Aircraft Accident/Incident Investigation & Prevention Bureau	-	*1,060,920*	-	-	-	-	-	*1,060,920*	*1,060,920*

Appendix 4A: MDA Expenditure Allocation (GH¢) – 2024 [Social Sector – Summary]

Sn	Covered Entity	Compensation of Employees	Goods & Services		CAPEX		IGF	DP Funds	Sub-Total	Grand Total
		GoG	GoG	ABFA	GoG	ABFA				
	Social	**33,282,229,570**	**2,916,781,383**	**2,400,899,587**	**326,553,841**	**-**	**7,627,157,569**	**1,712,392,131**	**48,266,014,081**	**48,266,014,081**
28	Ministry of Education	22,232,204,840	565,164,910	2,400,899,587	55,000,000	-	3,433,253,155	827,675,221	29,514,197,713	29,514,197,713
	o/w MoE Hqtrs and Agencies	*22,009,248,040*	*37,845,825*	-	*5,000,000*	-	*3,433,253,155*	*827,675,221*	*26,313,022,241*	*26,313,022,241*
	o/w Free Senior High School Programme	-	*364,762,893*	*2,400,899,587*	-	-	-	-	*2,765,662,480*	*2,765,662,480*
	o/w Existing Interventions in Education	-	*23,625,000*	-	-	-	-	-	*23,625,000*	*23,625,000*
	o/w Construction of Regional STEM Centres	-	-	-	*50,000,000*	-	-	-	*50,000,000*	*50,000,000*
	o/w WAEC / Exam Fee	-	*54,931,192*	-	-	-	-	-	*54,931,192*	*54,931,192*
	o/w Capitation Grant	-	*84,000,000*	-	-	-	-	-	*84,000,000*	*84,000,000*
	o/w Teacher Trainee Allowances	*222,956,800*	-	-	-	-	-	-	*222,956,800*	*222,956,800*
29	Ministry of Employment and Labour Relations	75,566,582	7,131,610	-	3,000,000	-	7,569,172	97,773,705	191,041,070	191,041,070
30	National Pensions Regulatory Authority	-	-	-	-	-	135,204,490	-	135,204,490	135,204,490
31	Ministry of Youth and Sports	37,833,906	104,000,000	-	50,000,000	-	3,962,067	-	195,795,973	195,795,973
	o/w MoYs Hqtrs and Agencies	37,833,906	4,000,000	-	-	-	3,962,067	-	45,795,973	45,795,973
	o/w All African Games	-	100,000,000	-	50,000,000	-	-	-	150,000,000	150,000,000
32	National Commission for Civic Education	97,104,255	21,821,985	-	48,620,952	-	-	-	167,547,192	167,547,192
33	Ministry of Chieftaincy and Religious Affairs	50,013,079	10,995,337	-	10,000,000	-	-	-	71,008,416	71,008,416
34	Ministry of Health	10,709,685,455	73,031,179	-	145,000,000	-	4,045,975,846	603,544,800	15,577,237,279	15,577,237,279
	o/w MoH Hqtrs and Agencies	*10,000,905,455*	*65,343,054*	-	*80,000,000*	-	*4,045,975,846*	*603,544,800*	*14,795,769,154*	*14,795,769,154*
	o/w Mental Health	-	*5,165,625*	-	-	-	-	-	*5,165,625*	*5,165,625*
	o/w Health Infrastructure	-	-	-	*50,000,000*	-	-	-	*50,000,000*	*50,000,000*
	o/w e-Health Project	-	-	-	*15,000,000*	-	-	-	*15,000,000*	*15,000,000*
	o/w Ghana Psychological Council	-	*2,522,500*	-	-	-	-	-	*2,522,500*	*2,522,500*
	o/w Nursing Trainee Allowances	*708,780,000*	-	-	-	-	-	-	*708,780,000*	*708,780,000*
35	Ministry of Gender, Children and Social Protection	70,720,493	2,125,648,543	-	12,000,000	-	1,192,839	183,398,406	2,392,960,280	2,392,960,280
	o/w MGCSoP Hqtrs and Agencies	*70,720,493*	*7,148,604*	-	*10,000,000*	-	*1,192,839*	*183,398,406*	*272,460,341*	*272,460,341*
	o/w Livelihood Empowerment Against Poverty	-	*720,000,000*	-	-	-	-	-	*720,000,000*	*720,000,000*
	o/w School Feeding Programme	-	*1,393,659,200*	-	*2,000,000*	-	-	-	*1,395,659,200*	*1,395,659,200*
	o/w Domestic Violence Fund	-	*2,700,000*	-	-	-	-	-	*2,700,000*	*2,700,000*
	o/w Child / Human Trafficking Fund	-	*2,140,739*	-	-	-	-	-	*2,140,739*	*2,140,739*
36	National Labour Commission	9,100,960	8,987,819	-	2,932,889	-	-	-	21,021,668	21,021,668

Appendix 4A: MDA Expenditure Allocation (GH¢) – 2024 [Public Safety Sector – Summary]

Sn	Covered Entity	Compensation of Employees	Goods & Services		CAPEX		IGF	DP Funds	Sub-Total	Grand Total
		GoG	GoG	ABFA	GoG	ABFA				
	Public Safety	**13,512,446,768**	**741,114,291**	**-**	**790,886,394**	**-**	**557,911,668**	**-**	**15,602,359,121**	**15,602,359,121**
37	Office of the Attorney-General and Ministry of Justice	190,328,268	17,280,955	-	53,000,000	-	220,670,144	-	481,279,367	481,279,367
	o/w MoJ Hqtrs and Agencies	*190,328,268*	*17,280,955*	-	*3,000,000*	-	*58,078,803*	-	*268,688,026*	*268,688,026*
	o/w Office of the Registrar of Companies	-	-	-	-	-	*162,591,342*	-	*162,591,342*	*162,591,342*
	o/w Construction of Law House	-	-	-	*50,000,000*	-	-	-	*50,000,000*	*50,000,000*
38	Office of the Legal Aid Commission	26,826,440	3,259,500	-	3,268,000	-	70,277	-	33,424,217	33,424,217
39	Ministry of Defence	3,376,685,871	117,986,475	-	365,724,613	-	30,754,897	-	3,891,151,856	3,891,151,856
	o/w MoD Hqtrs and Agencies	*3,376,685,871*	*97,986,475*	-	*165,724,613*	-	*30,754,897*	-	*3,671,151,856*	*3,671,151,856*
	o/w Construction of Forward Operating Base/ Northern Border Security	-	-	-	*200,000,000*	-	-	-	*200,000,000*	*200,000,000*
	o/w Defence Advisory Services	-	*20,000,000*	-	-	-	-	-	*20,000,000*	*20,000,000*
	o/w Ammunitions and other Accoutrements	-	-	-	-	-	-	-	-	-
40	Commission on Human Rights and Administrative Justice	57,082,051	16,069,943	-	15,125,411	-	-	-	88,277,405	88,277,405
41	Judicial Service	616,930,541	162,277,710	-	114,398,370	-	51,111,957	-	944,718,578	944,718,578
	o/w Judicial Service Hqtrs and Agencies	*616,930,541*	*7,301,275*	-	-	-	*51,111,957*	-	*675,343,773*	*675,343,773*
	o/w Judiciary	-	*154,976,435*	-	*114,398,370*	-	-	-	*269,374,805*	*269,374,805*
42	Ministry of the Interior	7,895,484,637	127,473,911	-	100,000,000	-	255,304,392	-	8,378,262,940	8,378,262,940
	o/w MoI Hqtrs and Agencies	*7,895,484,637*	*127,473,911*	-	*100,000,000*	-	*255,304,392*	-	*8,378,262,940*	*8,378,262,940*
	o/w Ammunitions and other Accoutrements	-	-	-	-	-	-	-	-	-
43	Ministry of National Security	1,280,208,961	264,030,127	-	92,000,000	-	-	-	1,636,239,088	1,636,239,088
	o/w MoNS Hqtrs and Agencies	*1,280,208,961*	*154,430,127*	-	*87,000,000*	-	-	-	*1,521,639,088*	*1,521,639,088*
	o/w National Signals Bureau	-	*10,000,000*	-	*5,000,000*	-	-	-	*15,000,000*	*15,000,000*
	o/w National Security Operations	-	*99,600,000*	-	-	-	-	-	*99,600,000*	*99,600,000*
44	Office of the Special Prosecutor	68,899,999	32,735,670	-	47,370,000	-	-	-	149,005,669	149,005,669
	Sub-Total MDAs	**53,257,380,466**	**7,163,288,834**	**2,410,919,587**	**7,229,407,798**	**2,429,426,582**	**12,145,277,929**	**6,462,050,781**	**91,097,751,977**	**91,097,751,977**

Appendix 4A: MDA Expenditure Allocation (GH¢) – 2024 [Multi-Sectoral – Summary]

Sn	Covered Entity	Compensation of Employees	Goods & Services		CAPEX		IGF	DP Funds	Sub-Total	Other Government Obligations	Grand Total
		GoG	GoG	ABFA	GoG	ABFA					
	Multi-Sectoral	**10,425,800,690**	**2,211,188,243**	**-**	**6,910,775,909**	**1,669,136,715**	**194,151,943**	**4,018,973,864**	**25,430,027,364**	**142,524,695,409**	**167,954,722,773**
45	General Government Services	3,748,027,099	1,357,174,388	-	5,355,398,161	1,669,136,715	-	-	12,129,736,363	-	12,129,736,363
	o/w Other General Government Services Expenditures	*3,748,027,099*	*524,552,388*	-	*605,398,161*	-	-	-	*4,877,977,648*	-	*4,877,977,648*
	o/w Project Development Facility	-	*15,000,000*	-	-	-	-	-	*15,000,000*	-	*15,000,000*
	o/w Accra-Tema Motorway Project (Equity and VGF for GIIF	-	-	-	-	*1,669,136,715*	-	-	*1,669,136,715*	-	*1,669,136,715*
	o/w Public Debt Management	-	*10,000,000*	-	-	-	-	-	*10,000,000*	-	*10,000,000*
	o/w GhanaCARES	-	400,000,000	-	880,000,000	-	-	-	1,280,000,000	-	1,280,000,000
	o/w YouStart	-	64,302,000	-	5,000,000	-	-	-	69,302,000	-	69,302,000
	o/w La General Hospital	-	-	-	150,000,000	-	-	-	150,000,000	-	150,000,000
	o/w Resettlement of Victims of Akosombo Dam Spillage	-	20,000,000	-	200,000,000	-	-	-	220,000,000	-	220,000,000
	o/w Millennium Development Authority (MiDA)	-	200,000,000	-	600,000,000	-	-	-	800,000,000	-	800,000,000
	o/w Clearance of Outstanding BTAs	-	-	-	2,700,000,000	-	-	-	2,700,000,000	-	2,700,000,000
46	ECA Projects	-	-	-	1,000,000,000	-	-	-	1,000,000,000	-	1,000,000,000
47	Development Partner Projections (Bilateral)	-	-	-	-	-	-	4,018,973,864	4,018,973,864	-	4,018,973,864
48	Subscription	-	350,659,152	-	-	-	-	-	350,659,152	-	350,659,152
49	Contingency Vote	-	503,354,703	-	555,377,748	-	-	-	1,058,732,451	-	1,058,732,451
50	Pensions	2,563,967,644	-	-	-	-	-	-	2,563,967,644	-	2,563,967,644
51	Gratuities	384,595,147	-	-	-	-	-	-	384,595,147	-	384,595,147
52	Social Security	3,729,210,800	-	-	-	-	-	-	3,729,210,800	-	3,729,210,800
53	Interest Payments	-	-	-	-	-	-	-	-	55,932,447,620	55,932,447,620
54	Subsidies on Petroleum products	-	-	-	-	-	-	-	-	426,132,222	426,132,222
55	National Health Fund	-	-	-	-	-	194,151,943	-	194,151,943	6,523,029,740	6,717,181,683
56	Education Trust Fund	-	-	-	-	-	-	-	-	3,273,770,485	3,273,770,485
57	Road Fund	-	-	-	-	-	-	-	-	1,192,715,344	1,192,715,344
58	Petroleum Related Funds	-	-	-	-	-	-	-	-	26,789,328	26,789,328
59	Dist. Ass. Common Fund	-	-	-	-	-	-	-	-	5,758,254,325	5,758,254,325
	o/w ABFA	-	-	-	-	-	-	-	-	401,819,931	*401,819,931*
60	Ghana Infrastructure Fund (ABFA Capex)	-	-	-	-	-	-	-	-	1,125,095,807	1,125,095,807
61	Transfer to GNPC from Oil Revenue	-	-	-	-	-	-	-	-	1,443,530,842	1,443,530,842
62	Other Earmarked Funds	-	-	-	-	-	-	-	-	7,906,336,129	7,906,336,129
63	Social Benefits	-	-	-	-	-	-	-	-	870,000,000	870,000,000
	o/w Lifeline Consumers of Electricity	-	-	-	-	-	-	-	-	150,000,000	150,000,000
	o/w Transfers for Social Protection	-	-	-	-	-	-	-	-	720,000,000	720,000,000
64	Other Expenditures	-	-	-	-	-	-	-	-	26,395,018,327	26,395,018,327
	o/w ESLA Transfers	-	-	-	-	-	-	-	-	4,911,198,844	*4,911,198,844*
	o/w Energy Sector Payment Shortfalls	-	-	-	-	-	-	-	-	17,483,819,483	*17,483,819,483*
	o/w Finsec & Others	-	-	-	-	-	-	-	-	4,000,000,000	*4,000,000,000*
65	Arrears Clearance (net change)	-	-	-	-	-	-	-	-	11,613,000,000	11,613,000,000
66	Amortisation	-	-	-	-	-	-	-	-	20,758,575,240	20,758,575,240
	GRAND TOTAL	**63,683,181,156**	**9,374,477,077**	**2,410,919,587**	**14,140,183,707**	**4,098,563,297**	**12,339,429,872**	**10,481,024,645**	**116,527,779,341**	**142,524,695,409**	**259,052,474,750**

Appendix 4B: MDA Expenditure Allocation (GH¢) – 2025 [Administration Sector – Summary]

Sn	Covered Entity	Compensation of Employees	Goods & Services		CAPEX		IGF	DP Funds	Sub-Total	Grand Total
		GoG	GoG	ABFA	GoG	ABFA				
	Administration	**5,823,247,088**	**1,823,351,329**	**11,022,000**	**1,094,089,180**	**1,298,000**	**745,748,042**	**2,785,224,950**	**12,283,980,589**	**12,283,980,589**
1	Office of Government Machinery	376,924,748	1,016,558,261	-	673,684,647	-	164,668,116	18,008,108	2,249,843,879	2,249,843,879
	o/w OGM Hqtrs and Agencies	*376,924,748*	*495,613,010*	-	*73,700,000*	-	*164,668,116*	*18,008,108*	*1,128,913,981*	*1,128,913,981*
	o/w Public Enterprises	-	*1,209,786*	-	-	-	-	-	*1,209,786*	*1,209,786*
	o/w Scholarship Secretariat	-	*330,000,000*	-	-	-	-	-	*330,000,000*	*330,000,000*
	o/w Micro Finance and Small Loans Centre	-	*19,756,000*	-	-	-	-	-	*19,756,000*	*19,756,000*
	o/w National Identification Authority	-	*126,500,000*	-	*55,000,000*	-	-	-	*181,500,000*	*181,500,000*
	o/w Zongo Development Fund	-	*14,265,504*	-	-	-	-	-	*14,265,504*	*14,265,504*
	o/w Infrastructure for Poverty Eradication Programme (Development Authorities)	-	*3,825,962*	-	*544,984,647*	-	-	-	*548,810,609*	*548,810,609*
	o/w Home Rental Scheme	-	*22,000,000*	-	-	-	-	-	*22,000,000*	*22,000,000*
	o/w Council of State	-	*3,388,000*	-	-	-	-	-	*3,388,000*	*3,388,000*
2	Office of the Head of Civil Service	40,403,099	7,886,903	-	7,700,000	-	10,549,624	-	66,539,626	66,539,626
	o/w OHCS Hqtrs and Agencies	*40,403,099*	*3,409,903*	-	*7,700,000*	-	*10,549,624*	-	*62,062,626*	*62,062,626*
	o/w Promotion/ Recruitment/ Training	-	*4,477,000*	-	-	-	-	-	*4,477,000*	*4,477,000*
3	Parliament of Ghana	501,555,000	479,600,000	-	147,400,000	-	-	-	1,128,555,000	1,128,555,000
4	Audit Service	601,642,070	90,069,920	-	25,376,055	-	-	32,014,413	749,102,458	749,102,458
5	Public Services Commission	11,229,865	3,118,729	-	4,433,549	-	26,530	16,007,207	34,815,879	34,815,879
6	Electoral Commission	101,063,982	52,800,000	-	-	-	182,226	-	154,046,208	154,046,208
7	Ministry of Foreign Affairs and Regional Integration	1,009,514,382	15,400,000	-	17,407,500	-	184,029,137	16,007,207	1,242,358,226	1,242,358,226
8	Ministry of Finance	811,115,037	71,361,560	11,022,000	55,880,329	1,298,000	321,235,344	1,867,356,264	3,139,268,533	3,139,268,533
	o/w MoF Hqtrs and Agencies	*811,115,037*	*51,561,560*	-	*55,880,329*	-	*321,235,344*	*1,867,356,264*	*3,107,148,533*	*3,107,148,533*
	o/w Public Interest and Accountability Committee	-	-	*11,022,000*	-	*1,298,000*	-	-	*12,320,000*	*12,320,000*
	o/w NEIP	-	*19,800,000*	-	-	-	-	-	*19,800,000*	*19,800,000*
9	Ministry of Local Government, Decentralisation and Rural	2,152,126,896	53,633,897	-	72,380,000	-	21,417,681	783,488,186	3,083,046,660	3,083,046,660
	o/w MLGDRD Hqtrs and Agencies	*114,326,474*	*4,451,666*	-	*6,380,000*	-	*21,417,681*	*783,488,186*	*930,064,007*	*930,064,007*
	o/w Local Government Service (incl. RCCs and MMDAs)	*2,037,800,422*	*49,182,231*	-	-	-	-	-	*2,086,982,653*	*2,086,982,653*
	o/w Regional Reorganisation and Development	-	-	-	*66,000,000*	-	-	-	*66,000,000*	*66,000,000*
10	National Media Commission	10,979,466	11,000,000	-	4,422,000	-	-	-	26,401,466	26,401,466
11	National Development Planning Commission	10,042,514	5,775,000	-	4,005,100	-	-	52,343,566	72,166,179	72,166,179
12	Ministry of Information	171,679,912	8,823,981	-	77,000,000	-	43,639,384	-	301,143,277	301,143,277
13	Right to Information Commission	20,810,649	3,125,199	-	2,200,000	-	-	-	26,135,848	26,135,848
14	Ministry of Parliamentary Affairs	4,159,471	4,197,879	-	2,200,000	-	-	-	10,557,350	10,557,350

Appendix 4B: MDA Expenditure Allocation (GH¢) – 2025 [Economic Sector – Summary]

Sn	Covered Entity	Compensation of Employees	Goods & Services		CAPEX		IGF	DP Funds	Sub-Total	Grand Total
		GoG	GoG	ABFA	GoG	ABFA				
	Economic	**1,365,711,346**	**1,149,363,724**	**-**	**2,408,023,828**	**456,829,584**	**2,471,254,865**	**1,904,796,578**	**9,755,979,925**	**9,755,979,925**
15	Ministry of Food and Agriculture	169,131,762	796,457,053	-	1,017,500,000	456,829,584	27,550,019	663,774,041	3,131,242,459	3,131,242,459
	o/w MoFA Hqtrs and Agencies	*169,131,762*	*26,457,053*	-	*440,000,000*	*456,829,584*	*27,550,019*	*663,774,041*	*1,783,742,459*	*1,783,742,459*
	o/w Planting for Food and Jobs	-	*770,000,000*	-	-	-	-	-	*770,000,000*	*770,000,000*
	o/w Agric Infrastructure	-	-	-	*577,500,000*	-	-	-	*577,500,000*	*577,500,000*
16	Ministry of Fisheries and Aquaculture Development	32,588,646	55,445,500	-	77,000,000	-	179,984,071	-	345,018,217	345,018,217
	o/w MoFAD Hqtrs and Agencies	*32,588,646*	*55,000,000*	-	*55,000,000*	-	179,984,071	-	*322,572,717*	*322,572,717*
	o/w Anomabo Fisheries College	-	*445,500*	-	*22,000,000*	-	-	-	*22,445,500*	*22,445,500*
17	Ministry of Lands and Natural Resources	474,282,403	129,211,137	-	28,820,660	-	1,001,631,701	360,802,439	1,994,748,339	1,994,748,339
	o/w MLNR Hqtrs and Agencies	*474,282,403*	*9,454,132*	-	*5,500,000*	-	*1,001,631,701*	*360,802,439*	*1,851,670,674*	*1,851,670,674*
	o/w National Afforestation Programme	-	*60,500,000*	-	-	-	-	-	*60,500,000*	*60,500,000*
	o/w Ghana Integrated Aluminium Dev't Company	-	*25,404,881*	-	*11,660,330*	-	-	-	*37,065,211*	*37,065,211*
	o/w Operation Vanguard (Anti-Galamsey Operations and	-	*3,168,000*	-	-	-	-	-	*3,168,000*	*3,168,000*
	o/w Ghana Integrated Iron and Steel Development Corp.	-	*30,684,125*	-	*11,660,330*	-	-	-	*42,344,455*	*42,344,455*
18	Ministry of Trade and Industry	113,818,221	78,695,697	-	352,000,000	-	322,858,650	190,961,361	1,058,333,929	1,058,333,929
	o/w MoTI Hqtrs and Agencies	*113,818,221*	*57,530,260*	-	*220,000,000*	-	*322,858,650*	*190,961,361*	*905,168,492*	*905,168,492*
	o/w One District One Factory Programme	-	*3,823,934*	-	*132,000,000*	-	-	-	*135,823,934*	*135,823,934*
	o/w Africa Continental Free Trade Area Secretariat (AfCFTA)	-	*14,850,000*	-	-	-	-	-	*14,850,000*	*14,850,000*
	o/w Business Development	-	*2,491,503*	-	-	-	-	-	*2,491,503*	*2,491,503*
19	Ministry of Tourism, Arts and Culture	98,964,513	55,000,000	-	11,629,200	-	35,392,231	320,144	201,306,088	201,306,088
20	Ministry of Environment, Science, Tech. and Innovation	465,335,367	12,968,027	-	35,573,968	-	375,802,436	326,442,970	1,216,122,767	1,216,122,767
	o/w MESTI Hqtrs and Agencies	*465,335,367*	*10,557,377*	-	*35,573,968*	-	*375,802,436*	*326,442,970*	*1,213,712,117*	*1,213,712,117*
	o/w Completion of Foundry and Machine Tooling	-	-	-	-	-	-	-	-	-
	o/w Science and Technology Project	-	*2,410,650*	-	-	-	-	-	*2,410,650*	*2,410,650*
21	Ministry of Energy	11,590,434	21,586,311	-	885,500,000	-	528,035,757	362,495,624	1,809,208,126	1,809,208,126
	o/w MoEN Hqtrs and Agencies	*11,590,434*	*11,880,000*	-	*5,500,000*	-	*528,035,757*	*362,495,624*	*919,501,815*	*919,501,815*
	o/w Rural Electrification	-	-	-	*880,000,000*	-	-	-	*880,000,000*	*880,000,000*
	o/w Petroleum Hub	-	*7,719,234*	-	-	-	-	-	*7,719,234*	*7,719,234*
	o/w Nuclear Energy	-	*1,987,077*	-	-	-	-	-	*1,987,077*	*1,987,077*

Appendix 4B: MDA Expenditure Allocation (GH¢) – 2025 [Infrastructure Sector – Summary]

Sn	Covered Entity	Compensation of Employees	Goods & Services		CAPEX		IGF	DP Funds	Sub-Total	Grand Total
		GoG	GoG	ABFA	GoG	ABFA				
	Infrastructure	**262,539,426**	**257,923,513**	**-**	**2,992,410,094**	**1,411,071,240**	**1,044,462,151**	**1,511,947,349**	**7,480,353,774**	**7,480,353,774**
22	Ministry of Sanitation and Water Resources	33,505,459	8,159,804	-	26,936,469	56,083,280	82,955,959	472,212,597	679,853,569	679,853,569
	o/w MoSWR Hqtrs and Agencies	*33,505,459*	*3,223,336*	-	*4,936,469*	-	*82,955,959*	*472,212,597*	*596,833,820*	*596,833,820*
	o/w Water and Sanitation Initiative	-	*4,936,469*	-	*22,000,000*	*56,083,280*	-	-	*83,019,749*	*83,019,749*
23	Ministry of Works and Housing	29,490,103	34,107,812	-	396,000,000	-	17,658,945	188,885,039	666,141,899	666,141,899
	o/w MoWH Hqtrs and Agencies	*29,490,103*	*29,707,812*	-	*176,000,000*	-	*17,658,945*	*188,885,039*	*441,741,899*	*441,741,899*
	o/w Dredging of White Volta	-	-	-	-	-	-	-	-	-
	o/w Coastal Protection and Slum Upgrade	-	*4,400,000*	-	*220,000,000*	-	-	-	*224,400,000*	*224,400,000*
24	Ministry of Roads and Highways	115,837,986	8,125,521	-	2,062,645,316	1,082,847,960	44,152,356	722,792,059	4,036,401,198	4,036,401,198
	o/w MoRH Hqtrs and Agencies	*115,837,986*	*8,125,521*	-	-	-	*44,152,356*	*722,792,059*	*890,907,922*	*890,907,922*
	o/w Roads Infrastructure	-	-	-	*2,062,645,316*	*1,082,847,960*	-	-	*3,145,493,276*	*3,145,493,276*
25	Ministry of Communications and Digitalisation	59,135,849	192,277,809	-	396,828,310	-	465,823,350	128,057,653	1,242,122,972	1,242,122,972
	o/w MoC Hqtrs and Agencies	*59,135,849*	*13,330,033*	-	*16,500,000*	-	*465,823,350*	*128,057,653*	*682,846,886*	*682,846,886*
	o/w Rural Telephony	-	-	-	*319,828,310*	-	-	-	*319,828,310*	*319,828,310*
	o/w Digital Youth Village	-	*165,000,000*	-	*55,000,000*	-	-	-	*220,000,000*	*220,000,000*
	o/w Cyber Security Authority	-	*11,555,276*	-	*5,500,000*	-	-	-	*17,055,276*	*17,055,276*
	o/w NITA Data Charges	-	*2,392,500*	-	-	-	-	-	*2,392,500*	*2,392,500*
26	Ministry of Railways Development	8,350,530	7,271,141	-	-	272,140,000	6,742,215	-	294,503,885	294,503,885
	o/w MoRD Hqtrs and Agencies	*8,350,530*	*4,221,964*	-	-	-	*6,742,215*	-	*19,314,709*	*19,314,709*
	o/w Railways Development	-	*3,049,177*	-	-	*272,140,000*	-	-	*275,189,177*	*275,189,177*
27	Ministry of Transport	16,219,498	7,981,426	-	110,000,000	-	427,129,326	-	561,330,250	561,330,250
	o/w MoT Hqtrs and Agencies	*16,219,498*	*4,573,934*	-	*77,000,000*	-	*427,129,326*	-	*524,922,758*	*524,922,758*
	o/w Fish Landing Sites	-	*2,240,480*	-	*33,000,000*	-	-	-	*35,240,480*	*35,240,480*
	o/w Aircraft Accident/Incident Investigation & Prevention Bureau	-	*1,167,012*	-	-	-	-	-	*1,167,012*	*1,167,012*

Appendix 4B: MDA Expenditure Allocation (GH¢) – 2025 [Social Sector – Summary]

Sn	Covered Entity	Compensation of Employees	Goods & Services		CAPEX		IGF	DP Funds	Sub-Total	Grand Total
		GoG	GoG	ABFA	GoG	ABFA				
	Social	**38,231,854,964**	**5,755,352,986**	**2,529,155,337**	**359,209,225**	**-**	**8,737,341,652**	**1,880,614,271**	**57,493,528,435**	**57,493,528,435**
28	Ministry of Education	25,599,619,790	733,515,610	2,529,155,337	60,500,000	-	3,727,589,229	592,870,091	33,243,250,056	33,243,250,056
	o/w MoE Hqtrs and Agencies	*25,376,662,990*	*41,630,408*	-	*5,500,000*	-	*3,727,589,229*	*592,870,091*	*29,744,252,717*	*29,744,252,717*
	o/w Free Senior High School Programme	-	*513,073,391*	*2,529,155,337*	-	-	-	-	*3,042,228,728*	*3,042,228,728*
	o/w Existing Interventions in Education	-	*25,987,500*	-	-	-	-	-	*25,987,500*	*25,987,500*
	o/w Construction of Regional STEM Centres	-	-	-	*55,000,000*	-	-	-	*55,000,000*	*55,000,000*
	o/w WAEC / Exam Fee	-	*60,424,311*	-	-	-	-	-	*60,424,311*	*60,424,311*
	o/w Capitation Grant	-	*92,400,000*	-	-	-	-	-	*92,400,000*	*92,400,000*
	o/w Teacher Trainee Allowances	*222,956,800*	-	-	-	-	-	-	*222,956,800*	*222,956,800*
29	Ministry of Employment and Labour Relations	87,128,269	7,844,771	-	3,300,000	-	7,462,999	112,050,447	217,786,486	217,786,486
30	National Pensions Regulatory Authority	-	-	-	-	-	148,724,942	-	148,724,942	148,724,942
31	Ministry of Youth and Sports	43,622,494	114,400,000	-	55,000,000	-	4,358,274	-	217,380,767	217,380,767
	o/w MoYs Hqtrs and Agencies	43,622,494	4,400,000	-	-	-	4,358,274	-	52,380,767	52,380,767
	o/w All African Games	-	110,000,000	-	55,000,000	-	-	-	165,000,000	165,000,000
32	National Commission for Civic Education	111,961,206	24,004,184	-	53,483,047	-	-	-	189,448,437	189,448,437
33	Ministry of Chieftaincy and Religious Affairs	57,665,080	12,094,871	-	11,000,000	-	-	-	80,759,951	80,759,951
34	Ministry of Health	12,239,823,990	80,334,297	-	159,500,000	-	4,847,955,459	805,443,754	18,133,057,499	18,133,057,499
	o/w MoH Hqtrs and Agencies	*11,531,043,990*	*71,877,359*	-	*88,000,000*	-	*4,847,955,459*	*805,443,754*	*17,344,320,562*	*17,344,320,562*
	o/w Mental Health	-	*5,682,188*	-	-	-	-	-	*5,682,188*	*5,682,188*
	o/w Health Infrastructure	-	-	-	*55,000,000*	-	-	-	*55,000,000*	*55,000,000*
	o/w e-Health Project	-	-	-	*16,500,000*	-	-	-	*16,500,000*	*16,500,000*
	o/w Ghana Psychological Council	-	*2,774,750*	-	-	-	-	-	*2,774,750*	*2,774,750*
	o/w Nursing Trainee Allowances	*708,780,000*	-	-	-	-	-	-	*708,780,000*	*708,780,000*
35	Ministry of Gender, Children and Social Protection	81,540,728	4,773,272,653	-	13,200,000	-	1,250,749	370,249,980	5,239,514,111	5,239,514,111
	o/w MGCSoP Hqtrs and Agencies	*81,540,728*	*7,863,464*	-	*11,000,000*	-	*1,250,749*	*370,249,980*	*471,904,922*	*471,904,922*
	o/w Livelihood Empowerment Against Poverty	-	*3,227,059,256*	-	-	-	-	-	*3,227,059,256*	*3,227,059,256*
	o/w School Feeding Programme	-	*1,533,025,120*	-	*2,200,000*	-	-	-	*1,535,225,120*	*1,535,225,120*
	o/w Domestic Violence Fund	-	*2,970,000*	-	-	-	-	-	*2,970,000*	*2,970,000*
	o/w Child / Human Trafficking Fund	-	*2,354,813*	-	-	-	-	-	*2,354,813*	*2,354,813*
36	National Labour Commission	10,493,407	9,886,601	-	3,226,178	-	-	-	23,606,186	23,606,186

Appendix 4B: MDA Expenditure Allocation (GH¢) – 2025 [Public Safety Sector – Summary]

Sn	Covered Entity	Compensation of Employees	Goods & Services		CAPEX		IGF	DP Funds	Sub-Total	Grand Total
		GoG	GoG	ABFA	GoG	ABFA				
	Public Safety	**15,579,851,124**	**815,225,720**	**-**	**869,975,033**	**-**	**634,533,950**	**-**	**17,899,585,827**	**17,899,585,827**
37	Office of the Attorney-General and Ministry of Justice	219,448,493	19,009,051	-	58,300,000	-	238,585,429	-	535,342,973	535,342,973
	o/w MoJ Hqtrs and Agencies	*219,448,493*	*19,009,051*	-	*3,300,000*	-	*62,750,296*	-	*304,507,839*	*304,507,839*
	o/w Office of the Registrar of Companies	-	-	-	-	-	*175,835,133*	-	*175,835,133*	*175,835,133*
	o/w Construction of Law House	-	-	-	*55,000,000*	-	-	-	*55,000,000*	*55,000,000*
38	Office of the Legal Aid Commission	30,930,885	3,585,450	-	3,594,800	-	78,122	-	38,189,257	38,189,257
39	Ministry of Defence	3,893,318,809	129,785,123	-	402,297,074	-	31,294,304	-	4,456,695,310	4,456,695,310
	o/w MoD Hqtrs and Agencies	*3,893,318,809*	*107,785,123*	-	*182,297,074*	-	*31,294,304*	-	*4,214,695,310*	*4,214,695,310*
	o/w Construction of Forward Operating Base/ Northern Border Security	-	-	-	*220,000,000*	-	-	-	*220,000,000*	*220,000,000*
	o/w Defence Advisory Services	-	*22,000,000*	-	-	-	-	-	*22,000,000*	*22,000,000*
	o/w Ammunitions and other Accoutrements	-	-	-	-	-	-	-	-	-
40	Commission on Human Rights and Administrative Justice	65,815,605	17,676,937	-	16,637,952	-	-	-	100,130,494	100,130,494
41	Judicial Service	711,320,914	178,505,481	-	125,838,207	-	52,646,279	-	1,068,310,881	1,068,310,881
	o/w Judicial Service Hqtrs and Agencies	*711,320,914*	*8,031,403*	-	-	-	*52,646,279*	-	*771,998,595*	*771,998,595*
	o/w Judiciary	-	*170,474,079*	-	*125,838,207*	-	-	-	*296,312,286*	*296,312,286*
42	Ministry of the Interior	9,103,493,786	140,221,302	-	110,000,000	-	311,929,816	-	9,665,644,904	9,665,644,904
	o/w MoI Hqtrs and Agencies	*9,103,493,786*	*140,221,302*	-	*110,000,000*	-	*311,929,816*	-	*9,665,644,904*	*9,665,644,904*
	o/w Ammunitions and other Accoutrements	-	-	-	-	-	-	-	-	-
43	Ministry of National Security	1,476,080,932	290,433,140	-	101,200,000	-	-	-	1,867,714,072	1,867,714,072
	o/w MoNS Hqtrs and Agencies	*1,476,080,932*	*169,873,140*	-	*95,700,000*	-	-	-	*1,741,654,072*	*1,741,654,072*
	o/w National Signals Bureau	-	*11,000,000*	-	*5,500,000*	-	-	-	*16,500,000*	*16,500,000*
	o/w National Security Operations	-	*109,560,000*	-	-	-	-	-	*109,560,000*	*109,560,000*
44	Office of the Special Prosecutor	79,441,699	36,009,237	-	52,107,000	-	-	-	167,557,936	167,557,936
	Sub-Total MDAs	**61,263,203,947**	**9,801,217,272**	**2,540,177,337**	**7,723,707,361**	**1,869,198,824**	**13,633,340,661**	**8,082,583,148**	**104,913,428,549**	**104,913,428,549**

Appendix 4B: MDA Expenditure Allocation (GH¢) – 2025 [Multi-Sectoral – Summary]

Sn	Covered Entity	Compensation of Employees	Goods & Services		CAPEX		IGF	DP Funds	Sub-Total	Other Government Obligations	Grand Total
		GoG	GoG	ABFA	GoG	ABFA					
	Multi-Sectoral	**11,883,392,421**	**2,228,876,123**	**-**	**9,579,586,278**	**2,449,102,648**	**207,049,540**	**3,667,993,682**	**30,016,000,693**	**178,759,277,246**	**208,775,277,938**
45	General Government Services	4,446,929,939	1,421,039,827	-	8,962,361,683	2,449,102,648	-	-	17,279,434,097	-	17,279,434,097
	o/w Other General Government Services Expenditures	*4,446,929,939*	*577,007,627*	-	*582,337,977*	-	-	-	*5,606,275,543*	-	*5,606,275,543*
	o/w Project Development Facility	-	*16,500,000*	-	-	-	-	-	*16,500,000*	-	*16,500,000*
	o/w Accra-Tema Motorway Project (Equity and VGF for GIIF SPV)	-	-	-	-	*2,449,102,648*	-	-	*2,449,102,648*	-	*2,449,102,648*
	o/w Public Debt Management	-	*11,000,000*	-	-	-	-	-	*11,000,000*	-	*11,000,000*
	o/w GhanaCARES/ Growth Agenda	-	440,000,000	-	968,000,000	-	-	-	1,408,000,000	-	1,408,000,000
	o/w YouStart	-	70,732,200	-	5,500,000	-	-	-	76,232,200	-	76,232,200
	o/w La General Hospital	-	-	-	165,000,000	-	-	-	165,000,000	-	165,000,000
	o/w Resettlement of Victims of Akosombo Dam Spillage	-	22,000,000	-	220,000,000	-	-	-	242,000,000	-	242,000,000
	o/w Millennium Development Authority (MiDA)	-	220,000,000	-	660,000,000	-	-	-	880,000,000	-	880,000,000
	o/w Clearance of Outstanding BTAs	-	-	-	6,125,023,706	-	-	-	6,125,023,706	-	6,125,023,706
46	ECA Projects	-	-	-	-	-	-	-	-	-	-
47	Development Partner Projections (Bilateral)	-	-	-	-	-	-	3,667,993,682	3,667,993,682	-	3,667,993,682
48	Subscription	-	385,725,067	-	-	-	-	-	385,725,067	-	385,725,067
49	Contingency Vote	-	422,111,229	-	617,224,595	-	-	-	1,039,335,824	-	1,039,335,824
50	Pensions	2,974,584,993	-	-	-	-	-	-	2,974,584,993	-	2,974,584,993
51	Gratuities	446,187,749	-	-	-	-	-	-	446,187,749	-	446,187,749
52	Social Security	4,015,689,740	-	-	-	-	-	-	4,015,689,740	-	4,015,689,740
53	Interest Payments	-	-	-	-	-	-	-	-	65,840,428,973	65,840,428,973
54	Subsidies on Petroleum products	-	-	-	-	-	-	-	-	494,983,884	494,983,884
55	National Health Fund	-	-	-	-	-	207,049,540	-	207,049,540	8,099,390,966	8,306,440,506
56	Education Trust Fund	-	-	-	-	-	-	-	-	4,248,512,162	4,248,512,162
57	Road Fund	-	-	-	-	-	-	-	-	1,356,982,417	1,356,982,417
58	Petroleum Related Funds	-	-	-	-	-	-	-	-	30,306,101	30,306,101
59	Dist. Ass. Common Fund	-	-	-	-	-	-	-	-	6,985,571,601	6,985,571,601
	o/w ABFA	-	-	-	-	-	-	-	-	423,362,889	*423,362,889*
60	Ghana Infrastructure Fund (ABFA Capex)	-	-	-	-	-	-	-	-	1,185,416,090	1,185,416,090
61	Transfer to GNPC from Oil Revenue	-	-	-	-	-	-	-	-	1,752,355,732	1,752,355,732
62	Other Earmarked Funds	-	-	-	-	-	-	-	-	9,378,348,685	9,378,348,685
63	Social Benefits	-	-	-	-	-	-	-	-	3,427,059,256	3,427,059,256
	o/w Lifeline Consumers of Electricity	-	-	-	-	-	-	-	-	200,000,000	200,000,000
	o/w Transfers for Social Protection (LEAP)	-	-	-	-	-	-	-	-	3,227,059,256	3,227,059,256
64	Other Expenditures	-	-	-	-	-	-	-	-	23,457,094,818	23,457,094,818
	o/w ESLA Transfers	-	-	-	-	-	-	-	-	5,564,238,999	*5,564,238,999*
	o/w Energy Sector Payment Shortfalls	-	-	-	-	-	-	-	-	17,892,855,819	*17,892,855,819*
	o/w Finsec & Others	-	-	-	-	-	-	-	-	-	-
65	Arrears Clearance (net change)	-	-	-	-	-	-	-	-	12,311,000,000	12,311,000,000
66	Amortisation	-	-	-	-	-	-	-	-	43,418,885,815	43,418,885,815
	GRAND TOTAL	**73,146,596,368**	**12,030,093,395**	**2,540,177,337**	**17,303,293,639**	**4,318,301,473**	**13,840,390,201**	**11,750,576,830**	**134,929,429,242**	**178,759,277,246**	**313,850,253,155**

Appendix 4C: MDA Expenditure Allocation (GH¢) – 2026 [Administration Sector – Summary]

Sn	Covered Entity	Compensation of Employees	Goods & Services		CAPEX		IGF	DP Funds	Sub-Total	Grand Total
		GoG	GoG	ABFA	GoG	ABFA				
	Administration	**6,568,622,715**	**2,096,854,028**	**12,675,300**	**1,258,202,557**	**1,492,700**	**825,850,022**	**3,123,144,320**	**13,886,841,642**	**13,886,841,642**
1	Office of Government Machinery	425,171,115	1,169,042,001	-	774,737,344	-	177,110,195	20,283,740	2,566,344,395	2,566,344,395
	o/w OGM Hqtrs and Agencies	*425,171,115*	*569,954,962*	-	*84,755,000*	-	*177,110,195*	*20,283,740*	*1,277,275,012*	*1,277,275,012*
	o/w Public Enterprises	-	*1,391,253*	-	-	-	-	-	*1,391,253*	*1,391,253*
	o/w Scholarship Secretariat	-	*379,500,000*	-	-	-	-	-	*379,500,000*	*379,500,000*
	o/w Micro Finance and Small Loans Centre	-	*22,719,400*	-	-	-	-	-	*22,719,400*	*22,719,400*
	o/w National Identification Authority	-	*145,475,000*	-	*63,250,000*	-	-	-	*208,725,000*	*208,725,000*
	o/w Zongo Development Fund	-	*16,405,330*	-	-	-	-	-	*16,405,330*	*16,405,330*
	o/w Infrastructure for Poverty Eradication Programme (Development Authorities)	-	*4,399,856*	-	*626,732,344*	-	-	-	*631,132,200*	*631,132,200*
	o/w Home Rental Scheme	-	*25,300,000*	-	-	-	-	-	*25,300,000*	*25,300,000*
	o/w Council of State	-	*3,896,200*	-	-	-	-	-	*3,896,200*	*3,896,200*
2	Office of the Head of Civil Service	45,574,695	9,069,939	-	8,855,000	-	12,366,084	-	75,865,718	75,865,718
	o/w OHCS Hqtrs and Agencies	*45,574,695*	*3,921,389*	-	*8,855,000*	-	*12,366,084*	-	*70,717,168*	*70,717,168*
	o/w Promotion/ Recruitment/ Training	-	*5,148,550*	-	-	-	-	-	*5,148,550*	*5,148,550*
3	Parliament of Ghana	565,754,040	551,540,000	-	169,510,000	-	-	-	1,286,804,040	1,286,804,040
4	Audit Service	678,652,255	103,580,407	-	29,182,463	-	-	33,806,233	845,221,359	845,221,359
5	Public Services Commission	12,667,288	3,586,538	-	5,098,581	-	27,650	33,806,233	55,186,290	55,186,290
6	Electoral Commission	114,000,171	60,720,000	-	-	-	169,336	-	174,889,507	174,889,507
7	Ministry of Foreign Affairs and Regional Integration	1,138,732,223	17,710,000	-	20,018,625	-	205,586,122	-	1,382,046,970	1,382,046,970
8	Ministry of Finance	914,937,761	82,065,793	12,675,300	64,262,378	1,492,700	358,417,533	1,929,237,881	3,363,089,348	3,363,089,348
	o/w MoF Hqtrs and Agencies	*914,937,761*	*59,295,793*	-	*64,262,378*	-	*358,417,533*	*1,929,237,881*	*3,326,151,348*	*3,326,151,348*
	o/w Public Interest and Accountability Committee	-	-	*12,675,300*	-	*1,492,700*	-	-	*14,168,000*	*14,168,000*
	o/w NEIP	-	*22,770,000*	-	-	-	-	-	*22,770,000*	*22,770,000*
9	Development	2,427,599,138	61,678,981	-	83,237,000	-	26,004,625	1,025,382,365	3,623,902,110	3,623,902,110
	o/w MLGDRD Hqtrs and Agencies	*128,960,262*	*5,119,416*	-	*7,337,000*	-	*26,004,625*	*1,025,382,365*	*1,192,803,668*	*1,192,803,668*
	o/w Local Government Service (incl. RCCs and MMDAs)	*2,298,638,876*	*56,559,566*	-	-	-	-	-	*2,355,198,442*	*2,355,198,442*
	o/w Regional Reorganisation and Development	-	-	-	*75,900,000*	-	-	-	*75,900,000*	*75,900,000*
10	National Media Commission	12,384,837	12,650,000	-	5,085,300	-	-	-	30,120,137	30,120,137
11	National Development Planning Commission	11,327,955	6,641,250	-	4,605,865	-	-	80,627,867	103,202,937	103,202,937
12	Ministry of Information	193,654,940	10,147,578	-	88,550,000	-	46,168,477	-	338,520,996	338,520,996
13	Right to Information Commission	23,474,412	3,593,979	-	2,530,000	-	-	-	29,598,391	29,598,391
14	Ministry of Parliamentary Affairs	4,691,883	4,827,561	-	2,530,000	-	-	-	12,049,444	12,049,444

Appendix 4C: MDA Expenditure Allocation (GH¢) – 2026 [Economic Sector – Summary]

Sn	Covered Entity	Compensation of Employees	Goods & Services		CAPEX		IGF	DP Funds	Sub-Total	Grand Total
		GoG	GoG	ABFA	GoG	ABFA				
	Economic	**1,540,522,398**	**1,321,768,283**	**-**	**2,769,227,402**	**825,354,022**	**3,035,188,758**	**1,993,021,753**	**11,485,082,615**	**11,485,082,615**
15	Ministry of Food and Agriculture	190,780,628	915,925,610	-	1,170,125,000	825,354,022	22,152,524	904,039,531	4,028,377,315	4,028,377,315
	o/w MoFA Hqtrs and Agencies	*190,780,628*	*30,425,610*	-	*506,000,000*	*825,354,022*	*22,152,524*	*904,039,531*	*2,478,752,315*	*2,478,752,315*
	o/w Planting for Food and Jobs	-	*885,500,000*	-	-	-	-	-	*885,500,000*	*885,500,000*
	o/w Agric Infrastructure	-	-	-	*664,125,000*	-	-	-	*664,125,000*	*664,125,000*
16	Ministry of Fisheries and Aquaculture Development	36,759,992	63,762,325	-	88,550,000	-	188,280,910	-	377,353,227	377,353,227
	o/w MoFAD Hqtrs and Agencies	*36,759,992*	*63,250,000*	-	*63,250,000*	-	*188,280,910*	-	*351,540,902*	*351,540,902*
	o/w Anomabo Fisheries College	-	*512,325*	-	*25,300,000*	-	-	-	*25,812,325*	*25,812,325*
17	Ministry of Lands and Natural Resources	534,990,550	148,592,808	-	33,143,759	-	1,378,263,369	178,158,850	2,273,149,335	2,273,149,335
	o/w MLNR Hqtrs and Agencies	*534,990,550*	*10,872,251*	-	*6,325,000*	-	*1,378,263,369*	*178,158,850*	*2,108,610,020*	*2,108,610,020*
	o/w National Afforestation Programme	-	*69,575,000*	-	-	-	-	-	*69,575,000*	*69,575,000*
	o/w Ghana Integrated Aluminium Dev't Company	-	*29,215,613*	-	*13,409,380*	-	-	-	*42,624,992*	*42,624,992*
	o/w Operation Vanguard (Anti-Galamsey Operations and	-	*3,643,200*	-	-	-	-	-	*3,643,200*	*3,643,200*
	o/w Ghana Integrated Iron and Steel Development Corp.	-	*35,286,744*	-	*13,409,380*	-	-	-	*48,696,123*	*48,696,123*
18	Ministry of Trade and Industry	128,386,953	90,500,052	-	404,800,000	-	377,635,562	16,903,117	1,018,225,683	1,018,225,683
	o/w MoTI Hqtrs and Agencies	*128,386,953*	*66,159,799*	-	*253,000,000*	-	*377,635,562*	*16,903,117*	*842,085,430*	*842,085,430*
	o/w One District One Factory Programme	-	*4,397,525*	-	*151,800,000*	-	-	-	*156,197,525*	*156,197,525*
	o/w Africa Continental Free Trade Area Secretariat (AfCFTA)	-	*17,077,500*	-	-	-	-	-	*17,077,500*	*17,077,500*
	o/w Business Development	-	*2,865,229*	-	-	-	-	-	*2,865,229*	*2,865,229*
19	Ministry of Tourism, Arts and Culture	111,631,970	63,250,000	-	13,373,580	-	40,206,688	371,869	228,834,107	228,834,107
20	Ministry of Environment, Science, Tech. and Innovation	524,898,294	14,913,230	-	40,910,063	-	417,559,953	494,475,323	1,492,756,864	1,492,756,864
	o/w MESTI Hqtrs and Agencies	*524,898,294*	*12,140,983*	-	*40,910,063*	-	*417,559,953*	*494,475,323*	*1,489,984,617*	*1,489,984,617*
	o/w Completion of Foundry and Machine Tooling	-	-	-	-	-	-	-	-	-
	o/w Science and Technology Project	-	*2,772,248*	-	-	-	-	-	*2,772,248*	*2,772,248*
21	Ministry of Energy	13,074,010	24,824,258	-	1,018,325,000	-	611,089,752	399,073,064	2,066,386,083	2,066,386,083
	o/w MoEN Hqtrs and Agencies	*13,074,010*	*13,662,000*	-	*6,325,000*	-	*611,089,752*	*399,073,064*	*1,043,223,826*	*1,043,223,826*
	o/w Rural Electrification	-	-	-	*1,012,000,000*	-	-	-	*1,012,000,000*	*1,012,000,000*
	o/w Petroleum Hub	-	*8,877,119*	-	-	-	-	-	*8,877,119*	*8,877,119*
	o/w Nuclear Energy	-	*2,285,139*	-	-	-	-	-	*2,285,139*	*2,285,139*

Appendix 4C: MDA Expenditure Allocation (GH¢) – 2026 [Infrastructure Sector – Summary]

Sn	Covered Entity	Compensation of Employees	Goods & Services		CAPEX		IGF	DP Funds	Sub-Total	Grand Total
		GoG	GoG	ABFA	GoG	ABFA				
	Infrastructure	**296,144,472**	**296,612,040**	**-**	**3,441,271,608**	**4,320,655,305**	**1,146,029,804**	**1,126,797,412**	**10,627,510,642**	**10,627,510,642**
22	Ministry of Sanitation and Water Resources	37,794,158	9,383,775	-	30,976,939	64,495,772	90,236,927	393,842,618	626,730,189	626,730,189
	o/w MoSWR Hqtrs and Agencies	*37,794,158*	*3,706,836*	-	*5,676,939*	-	*90,236,927*	*393,842,618*	*531,257,478*	*531,257,478*
	o/w Water and Sanitation Initiative	-	*5,676,939*	-	*25,300,000*	*64,495,772*	-	-	*95,472,711*	*95,472,711*
23	Ministry of Works and Housing	33,264,837	39,223,984	-	455,400,000	-	20,823,479	301,925,319	850,637,618	850,637,618
	o/w MoWH Hqtrs and Agencies	*33,264,837*	*34,163,984*	-	*202,400,000*	-	*20,823,479*	*301,925,319*	*592,577,618*	*592,577,618*
	o/w Dredging of White Volta	-	-	-	-	-	-	-	-	-
	o/w Coastal Protection and Slum Upgrade	-	*5,060,000*	-	*253,000,000*	-	-	-	*258,060,000*	*258,060,000*
24	Ministry of Roads and Highways	130,665,249	9,344,349	-	2,372,042,113	3,580,998,533	47,511,110	261,998,308	6,402,559,661	6,402,559,661
	o/w MoRH Hqtrs and Agencies	*130,665,249*	*9,344,349*	-	-	-	*47,511,110*	*261,998,308*	*449,519,015*	*449,519,015*
	o/w Roads Infrastructure	-	-	-	*2,372,042,113*	*3,580,998,533*	-	-	*5,953,040,646*	*5,953,040,646*
25	Ministry of Communications and Digitalisation	66,705,238	221,119,480	-	456,352,556	-	501,958,034	169,031,167	1,415,166,475	1,415,166,475
	o/w MoC Hqtrs and Agencies	*66,705,238*	*15,329,538*	-	*18,975,000*	-	*501,958,034*	*169,031,167*	*771,998,976*	*771,998,976*
	o/w Rural Telephony	-	-	-	*367,802,556*	-	-	-	*367,802,556*	*367,802,556*
	o/w Digital Youth Village	-	*189,750,000*	-	*63,250,000*	-	-	-	*253,000,000*	*253,000,000*
	o/w Cyber Security Authority	-	*13,288,567*	-	*6,325,000*	-	-	-	*19,613,567*	*19,613,567*
	o/w NITA Data Charges	-	*2,751,375*	-	-	-	-	-	*2,751,375*	*2,751,375*
26	Ministry of Railways Development	9,419,398	8,361,812	-	-	675,161,000	7,524,193	-	700,466,403	700,466,403
	o/w MoRD Hqtrs and Agencies	*9,419,398*	*4,855,258*	-	-	-	*7,524,193*	-	*21,798,850*	*21,798,850*
	o/w Railways Development	-	*3,506,553*	-	-	*675,161,000*	-	-	*678,667,553*	*678,667,553*
27	Ministry of Transport	18,295,593	9,178,640	-	126,500,000	-	477,976,062	-	631,950,295	631,950,295
	o/w MoT Hqtrs and Agencies	*18,295,593*	*5,260,024*	-	*88,550,000*	-	*477,976,062*	-	*590,081,679*	*590,081,679*
	o/w Fish Landing Sites	-	*2,576,552*	-	*37,950,000*	-	-	-	*40,526,552*	*40,526,552*
	o/w Aircraft Accident/Incident Investigation & Prevention Bureau	-	*1,342,064*	-	-	-	-	-	*1,342,064*	*1,342,064*

Appendix 4C: MDA Expenditure Allocation (GH¢) – 2026 [Social Sector – Summary]

Sn	Covered Entity	Compensation of Employees	Goods & Services		CAPEX		IGF	DP Funds	Sub-Total	Grand Total
		GoG	GoG	ABFA	GoG	ABFA				
	Social	**43,006,270,089**	**9,290,905,054**	**3,015,267,068**	**413,090,609**	**-**	**9,661,154,659**	**1,672,756,090**	**67,059,443,569**	**67,059,443,569**
28	Ministry of Education	28,847,832,653	843,542,952	3,015,267,068	69,575,000	-	4,134,260,556	448,162,877	37,358,641,105	37,358,641,105
	o/w MoE Hqtrs and Agencies	*28,624,875,853*	*47,874,969*	-	*6,325,000*	-	*4,134,260,556*	*448,162,877*	*33,261,499,254*	*33,261,499,254*
	o/w Free Senior High School Programme	-	*590,034,400*	*3,015,267,068*	-	-	-	-	*3,605,301,468*	*3,605,301,468*
	o/w Existing Interventions in Education	-	*29,885,625*	-	-	-	-	-	*29,885,625*	*29,885,625*
	o/w Construction of Regional STEM Centres	-	-	-	*63,250,000*	-	-	-	*63,250,000*	*63,250,000*
	o/w WAEC / Exam Fee	-	*69,487,958*	-	-	-	-	-	*69,487,958*	*69,487,958*
	o/w Capitation Grant	-	*106,260,000*	-	-	-	-	-	*106,260,000*	*106,260,000*
	o/w Teacher Trainee Allowances	*222,956,800*	-	-	-	-	-	-	*222,956,800*	*222,956,800*
29	Ministry of Employment and Labour Relations	98,280,687	9,021,487	-	3,795,000	-	8,094,068	67,612,467	186,803,709	186,803,709
30	National Pensions Regulatory Authority	-	-	-	-	-	163,597,437	-	163,597,437	163,597,437
31	Ministry of Youth and Sports	49,206,173	131,560,000	-	63,250,000	-	4,794,101	-	248,810,274	248,810,274
	o/w MoYs Hqtrs and Agencies	49,206,173	5,060,000	-	-	-	4,794,101	-	59,060,274	59,060,274
	o/w All African Games	-	126,500,000	-	63,250,000	-	-	-	189,750,000	189,750,000
32	National Commission for Civic Education	126,292,240	27,604,811	-	61,505,504	-	-	-	215,402,556	215,402,556
33	Ministry of Chieftaincy and Religious Affairs	65,046,210	13,909,101	-	12,650,000	-	-	-	91,605,312	91,605,312
34	Ministry of Health	13,715,797,620	92,384,441	-	183,425,000	-	5,349,089,642	681,492,601	20,022,189,305	20,022,189,305
	o/w MoH Hqtrs and Agencies	*13,007,017,620*	*82,658,963*	-	*101,200,000*	-	*5,349,089,642*	*681,492,601*	*19,221,458,827*	*19,221,458,827*
	o/w Mental Health	-	*6,534,516*	-	-	-	-	-	*6,534,516*	*6,534,516*
	o/w Health Infrastructure	-	-	-	*63,250,000*	-	-	-	*63,250,000*	*63,250,000*
	o/w e-Health Project	-	-	-	*18,975,000*	-	-	-	*18,975,000*	*18,975,000*
	o/w Ghana Psychological Council	-	*3,190,963*	-	-	-	-	-	*3,190,963*	*3,190,963*
	o/w Nursing Trainee Allowances	*708,780,000*	-	-	-	-	-	-	*708,780,000*	*708,780,000*
35	Ministry of Gender, Children and Social Protection	91,977,942	8,161,512,671	-	15,180,000	-	1,318,856	475,488,145	8,745,477,614	8,745,477,614
	o/w MGCSoP Hqtrs and Agencies	*91,977,942*	*9,042,984*	-	*12,650,000*	-	*1,318,856*	*475,488,145*	*590,477,927*	*590,477,927*
	o/w Livelihood Empowerment Against Poverty	-	*6,383,367,264*	-	-	-	-	-	*6,383,367,264*	*6,383,367,264*
	o/w School Feeding Programme	-	*1,762,978,888*	-	*2,530,000*	-	-	-	*1,765,508,888*	*1,765,508,888*
	o/w Domestic Violence Fund	-	*3,415,500*	-	-	-	-	-	*3,415,500*	*3,415,500*
	o/w Child / Human Trafficking Fund	-	*2,708,035*	-	-	-	-	-	*2,708,035*	*2,708,035*
36	National Labour Commission	11,836,563	11,369,591	-	3,710,105	-	-	-	26,916,259	26,916,259

Appendix 4C: MDA Expenditure Allocation (GH¢) – 2026 [Public Safety Sector – Summary]

Sn	Covered Entity	Compensation of Employees	Goods & Services		CAPEX		IGF	DP Funds	Sub-Total	Grand Total
		GoG	GoG	ABFA	GoG	ABFA				
	Public Safety	**17,574,072,067**	**937,509,578**	**-**	**1,400,471,288**	**-**	**718,321,427**	**-**	**20,630,374,360**	**20,630,374,360**
37	Office of the Attorney-General and Ministry of Justice	247,537,900	21,860,408	-	67,045,000	-	264,031,699	-	600,475,007	600,475,007
	o/w MoJ Hqtrs and Agencies	*247,537,900*	*21,860,408*	-	*3,795,000*	-	*68,592,720*	-	*341,786,028*	*341,786,028*
	o/w Office of the Registrar of Companies	-	-	-	-	-	*195,438,979*	-	*195,438,979*	*195,438,979*
	o/w Construction of Law House	-	-	-	*63,250,000*	-	-	-	*63,250,000*	*63,250,000*
38	Office of the Legal Aid Commission	34,890,039	4,123,268	-	4,134,020	-	90,106	-	43,237,432	43,237,432
39	Ministry of Defence	4,391,663,617	149,252,891	-	862,641,635	-	31,908,509	-	5,435,466,653	5,435,466,653
	o/w MoD Hqtrs and Agencies	*4,391,663,617*	*123,952,891*	-	*209,641,635*	-	*31,908,509*	-	*4,757,166,653*	*4,757,166,653*
	o/w Construction of Forward Operating Base/ Northern Border Security	-	-	-	*653,000,000*	-	-	-	*653,000,000*	*653,000,000*
	o/w Defence Advisory Services	-	*25,300,000*	-	-	-	-	-	*25,300,000*	*25,300,000*
	o/w Ammunitions and other Accoutrements	-	-	-	-	-	-	-	-	-
40	Commission on Human Rights and Administrative Justice	74,240,002	20,328,478	-	19,133,645	-	-	-	113,702,125	113,702,125
41	Judicial Service	802,369,991	205,281,303	-	144,713,938	-	53,699,925	-	1,206,065,157	1,206,065,157
	o/w Judicial Service Hqtrs and Agencies	*802,369,991*	*9,236,113*	-	-	-	*53,699,925*	-	*865,306,029*	*865,306,029*
	o/w Judiciary	-	*196,045,190*	-	*144,713,938*	-	-	-	*340,759,128*	*340,759,128*
42	Ministry of the Interior	10,268,740,991	161,254,497	-	126,500,000	-	368,591,187	-	10,925,086,676	10,925,086,676
	o/w MoI Hqtrs and Agencies	*10,268,740,991*	*161,254,497*	-	*126,500,000*	-	*368,591,187*	-	*10,925,086,676*	*10,925,086,676*
	o/w Ammunitions and other Accoutrements	-	-	-	-	-	-	-	-	-
43	Ministry of National Security	1,665,019,291	333,998,111	-	116,380,000	-	-	-	2,115,397,402	2,115,397,402
	o/w MoNS Hqtrs and Agencies	*1,665,019,291*	*195,354,111*	-	*110,055,000*	-	-	-	*1,970,428,402*	*1,970,428,402*
	o/w National Signals Bureau	-	*12,650,000*	-	*6,325,000*	-	-	-	*18,975,000*	*18,975,000*
	o/w National Security Operations	-	*125,994,000*	-	-	-	-	-	*125,994,000*	*125,994,000*
44	Office of the Special Prosecutor	89,610,236	41,410,623	-	59,923,050	-	-	-	190,943,909	190,943,909
	Sub-Total MDAs	**68,985,631,742**	**13,943,648,983**	**3,027,942,368**	**9,282,263,465**	**5,147,502,027**	**15,386,544,669**	**7,915,719,574**	**123,689,252,828**	**123,689,252,828**

Appendix 4C: MDA Expenditure Allocation (GH¢) – 2026 [Multi-Sectoral – Summary]

Sn	Covered Entity	Compensation of Employees	Goods & Services		CAPEX		IGF	DP Funds	Sub-Total	Other Government Obligations	Grand Total
		GoG	GoG	ABFA	GoG	ABFA					
	Multi-Sectoral	**13,498,157,651**	**3,946,995,152**	**-**	**14,507,426,312**	**-**	**220,577,017**	**7,910,156,085**	**40,083,312,217**	**188,491,982,774**	**228,575,294,992**
45	General Government Services	5,112,427,684	2,934,195,801	-	11,295,936,924	-	-	-	19,342,560,408	-	19,342,560,408
	o/w Other General Government Services Expenditures	*5,112,427,684*	*963,558,771*	-	*319,688,674*	-	-	-	*6,395,675,128*	-	*6,395,675,128*
	o/w Project Development Facility	-	*18,975,000*	-	-	-	-	-	*18,975,000*	-	*18,975,000*
	o/w Accra-Tema Motorway Project (Equity and VGF for GIIF SPV)	-	-	-	-	-	-	-	-	-	-
	o/w Public Debt Management	-	*12,650,000*	-	-	-	-	-	*12,650,000*	-	*12,650,000*
	o/w GhanaCARES/ Growth Agenda	-	1,506,000,000	-	713,200,000	-	-	-	2,219,200,000	-	2,219,200,000
	o/w YouStart	-	81,342,030	-	6,325,000	-	-	-	87,667,030	-	87,667,030
	o/w La General Hospital	-	-	-	189,750,000	-	-	-	189,750,000	-	189,750,000
	o/w Resettlement of Victims of Akosombo Dam Spillage	-	25,300,000	-	253,000,000	-	-	-	278,300,000	-	278,300,000
	o/w Millennium Development Authority (MiDA)	-	253,000,000	-	759,000,000	-	-	-	1,012,000,000	-	1,012,000,000
	o/w Clearance of Outstanding BTAs	-	-	-	8,782,998,250	-	-	-	8,782,998,250	-	8,782,998,250
46	ECA Projects	-	-	-	2,671,591,733	-	-	-	2,671,591,733	-	2,671,591,733
47	Development Partner Projections (Bilateral)	-	-	-	-	-	-	7,910,156,085	7,910,156,085	-	7,910,156,085
48	Subscription	-	443,583,827	-	-	-	-	-	443,583,827	-	443,583,827
49	Contingency Vote	-	569,215,524	-	539,897,655	-	-	-	1,109,113,179	-	1,109,113,179
50	Pensions	3,354,291,987	-	-	-	-	-	-	3,354,291,987	-	3,354,291,987
51	Gratuities	503,143,798	-	-	-	-	-	-	503,143,798	-	503,143,798
52	Social Security	4,528,294,182	-	-	-	-	-	-	4,528,294,182	-	4,528,294,182
53	Interest Payments	-	-	-	-	-	-	-	-	73,529,266,082	73,529,266,082
54	Subsidies on Petroleum products	-	-	-	-	-	-	-	-	559,181,758	559,181,758
55	National Health Fund	-	-	-	-	-	220,577,017	-	220,577,017	9,510,481,034	9,731,058,051
56	Education Trust Fund	-	-	-	-	-	-	-	-	5,148,260,964	5,148,260,964
57	Road Fund	-	-	-	-	-	-	-	-	1,408,219,206	1,408,219,206
58	Petroleum Related Funds	-	-	-	-	-	-	-	-	31,450,396	31,450,396
59	Dist. Ass. Common Fund	-	-	-	-	-	-	-	-	8,400,850,412	8,400,850,412
	o/w ABFA	-	-	-	-	-	-	-	-	504,657,061	*504,657,061*
60	Ghana Infrastructure Fund (ABFA Capex)	-	-	-	-	-	-	-	-	1,413,039,772	1,413,039,772
61	Transfer to GNPC from Oil Revenue	-	-	-	-	-	-	-	-	2,209,404,007	2,209,404,007
62	Other Earmarked Funds	-	-	-	-	-	-	-	-	10,989,793,160	10,989,793,160
63	Social Benefits	-	-	-	-	-	-	-	-	6,583,367,264	6,583,367,264
	o/w Lifeline Consumers of Electricity	-	-	-	-	-	-	-	-	200,000,000	200,000,000
	o/w Transfers for Social Protection (LEAP)	-	-	-	-	-	-	-	-	6,383,367,264	6,383,367,264
64	Other Expenditures	-	-	-	-	-	-	-	-	25,186,819,749	25,186,819,749
	o/w ESLA Transfers	-	-	-	-	-	-	-	-	6,270,159,938	*6,270,159,938*
	o/w Energy Sector Payment Shortfalls	-	-	-	-	-	-	-	-	18,916,659,811	*18,916,659,811*
	o/w Finsec & Others	-	-	-	-	-	-	-	-	-	-
65	Arrears Clearance (net change)	-	-	-	-	-	-	-	-	12,625,000,000	12,625,000,000
66	Amortisation	-	-	-	-	-	-	-	-	37,280,216,234	37,280,216,234
	GRAND TOTAL	**82,483,789,393**	**17,890,644,135**	**3,027,942,368**	**23,789,689,777**	**5,147,502,027**	**15,607,121,686**	**15,825,875,659**	**163,772,565,046**	**188,491,982,774**	**352,264,547,820**

Appendix 4D: MDA Expenditure Allocation (GH¢) – 2027 [Administration Sector – Summary]

Sn	Covered Entity	Compensation of Employees	Goods & Services		CAPEX		IGF	DP Funds	Sub-Total	Grand Total
		GoG	GoG	ABFA	GoG	ABFA				
	Administration	**7,409,406,423**	**2,642,036,075**	**15,970,878**	**1,585,335,221**	**1,880,802**	**890,115,462**	**2,358,932,968**	**14,903,677,829**	**14,903,677,829**
1	Office of Government Machinery	479,593,018	1,472,992,921	-	976,169,053	-	184,424,207	-	3,113,179,199	3,113,179,199
	o/w OGM Hqtrs and Agencies	*479,593,018*	*718,143,252*	-	*106,791,300*	-	*184,424,207*	-	*1,488,951,777*	*1,488,951,777*
	o/w Public Enterprises	-	*1,752,979*	-	-	-	-	-	*1,752,979*	*1,752,979*
	o/w Scholarship Secretariat	-	*478,170,000*	-	-	-	-	-	*478,170,000*	*478,170,000*
	o/w Micro Finance and Small Loans Centre	-	*28,626,444*	-	-	-	-	-	*28,626,444*	*28,626,444*
	o/w National Identification Authority	-	*183,298,500*	-	*79,695,000*	-	-	-	*262,993,500*	*262,993,500*
	o/w Zongo Development Fund	-	*20,670,715*	-	-	-	-	-	*20,670,715*	*20,670,715*
	o/w Infrastructure for Poverty Eradication Programme (Development Authorities)	-	*5,543,819*	-	*789,682,753*	-	-	-	*795,226,572*	*795,226,572*
	o/w Home Rental Scheme	-	*31,878,000*	-	-	-	-	-	*31,878,000*	*31,878,000*
	o/w Council of State	-	*4,909,212*	-	-	-	-	-	*4,909,212*	*4,909,212*
2	Office of the Head of Civil Service	51,408,256	11,428,123	-	11,157,300	-	14,513,151	-	88,506,830	88,506,830
	o/w OHCS Hqtrs and Agencies	*51,408,256*	*4,940,950*	-	*11,157,300*	-	*14,513,151*	-	*82,019,657*	*82,019,657*
	o/w Promotion/ Recruitment/ Training	-	*6,487,173*	-	-	-	-	-	*6,487,173*	*6,487,173*
3	Parliament of Ghana	638,170,557	694,940,400	-	213,582,600	-	-	-	1,546,693,557	1,546,693,557
4	Audit Service	765,519,744	130,511,313	-	36,769,904	-	-	35,817,349	968,618,310	968,618,310
5	Public Services Commission	14,288,700	4,519,038	-	6,424,212	-	28,780	35,817,349	61,078,079	61,078,079
6	Electoral Commission	128,592,193	76,507,200	-	-	-	407,616	-	205,507,009	205,507,009
7	Ministry of Foreign Affairs and Regional Integration	1,284,489,948	22,314,600	-	25,223,468	-	217,103,121	-	1,549,131,137	1,549,131,137
8	Ministry of Finance	1,032,049,795	103,402,900	15,970,878	80,970,597	1,880,802	394,986,781	1,499,316,600	3,128,578,352	3,128,578,352
	o/w MoF Hqtrs and Agencies	*1,032,049,795*	*74,712,700*	-	*80,970,597*	-	*394,986,781*	*1,499,316,600*	*3,082,036,472*	*3,082,036,472*
	o/w Public Interest and Accountability Committee	-	-	*15,970,878*	-	*1,880,802*	-	-	*17,851,680*	*17,851,680*
	o/w NEIP	-	*28,690,200*	-	-	-	-	-	*28,690,200*	*28,690,200*
9	Development	2,738,331,828	77,715,516	-	104,878,620	-	30,744,778	716,346,973	3,668,017,716	3,668,017,716
	o/w MLGDRD Hqtrs and Agencies	*145,467,176*	*6,450,464*	-	*9,244,620*	-	*30,744,778*	*716,346,973*	*908,254,011*	*908,254,011*
	o/w Local Government Service (incl. RCCs and MMDAs)	*2,592,864,652*	*71,265,053*	-	-	-	-	-	*2,664,129,705*	*2,664,129,705*
	o/w Regional Reorganisation and Development	-	-	-	*95,634,000*	-	-	-	*95,634,000*	*95,634,000*
10	National Media Commission	13,970,096	15,939,000	-	6,407,478	-	-	-	36,316,574	36,316,574
11	National Development Planning Commission	12,777,934	8,367,975	-	5,803,390	-	-	71,634,697	98,583,996	98,583,996
12	Ministry of Information	218,442,773	12,785,949	-	111,573,000	-	47,907,027	-	390,708,748	390,708,748
13	Right to Information Commission	26,479,137	4,528,413	-	3,187,800	-	-	-	34,195,350	34,195,350
14	Ministry of Parliamentary Affairs	5,292,444	6,082,727	-	3,187,800	-	-	-	14,562,971	14,562,971

Appendix 4D: MDA Expenditure Allocation (GH¢) – 2027 [Economic Sector – Summary]

Sn	Covered Entity	Compensation of Employees	Goods & Services		CAPEX		IGF	DP Funds	Sub-Total	Grand Total
		GoG	GoG	ABFA	GoG	ABFA				
	Economic	**1,737,709,265**	**1,665,428,037**	**-**	**3,489,226,527**	**1,039,946,067**	**3,059,293,843**	**3,150,470,797**	**14,142,074,535**	**14,142,074,535**
15	Ministry of Food and Agriculture	215,200,548	1,154,066,269	-	1,474,357,500	1,039,946,067	25,303,268	1,719,232,736	5,628,106,388	5,628,106,388
	o/w MoFA Hqtrs and Agencies	*215,200,548*	*38,336,269*	-	*637,560,000*	*1,039,946,067*	*25,303,268*	*1,719,232,736*	*3,675,578,888*	*3,675,578,888*
	o/w Planting for Food and Jobs	-	*1,115,730,000*	-	-	-	-	-	*1,115,730,000*	*1,115,730,000*
	o/w Agric Infrastructure	-	-	-	*836,797,500*	-	-	-	*836,797,500*	*836,797,500*
16	Ministry of Fisheries and Aquaculture Development	41,465,271	80,340,530	-	111,573,000	-	202,113,635	-	435,492,436	435,492,436
	o/w MoFAD Hqtrs and Agencies	*41,465,271*	*79,695,000*	-	*79,695,000*	-	*202,113,635*	-	*402,968,906*	*402,968,906*
	o/w Anomabo Fisheries College	-	*645,530*	-	*31,878,000*	-	-	-	*32,523,530*	*32,523,530*
17	Ministry of Lands and Natural Resources	603,469,341	187,226,938	-	41,761,136	-	1,214,023,330	188,757,427	2,235,238,172	2,235,238,172
	o/w MLNR Hqtrs and Agencies	*603,469,341*	*13,699,037*	-	*7,969,500*	-	*1,214,023,330*	*188,757,427*	*2,027,918,635*	*2,027,918,635*
	o/w National Afforestation Programme	-	*87,664,500*	-	-	-	-	-	*87,664,500*	*87,664,500*
	o/w Ghana Integrated Aluminium Dev't Company	-	*36,811,672*	-	*16,895,818*	-	-	-	*53,707,490*	*53,707,490*
	o/w Operation Vanguard (Anti-Galamsey Operations and	-	*4,590,432*	-	-	-	-	-	*4,590,432*	*4,590,432*
	o/w Ghana Integrated Iron and Steel Development Corp.	-	*44,461,297*	-	*16,895,818*	-	-	-	*61,357,115*	*61,357,115*
18	Ministry of Trade and Industry	144,820,483	114,030,065	-	510,048,000	-	438,280,682	-	1,207,179,231	1,207,179,231
	o/w MoTI Hqtrs and Agencies	*144,820,483*	*83,361,346*	-	*318,780,000*	-	*438,280,682*	-	*985,242,512*	*985,242,512*
	o/w One District One Factory Programme	-	*5,540,881*	-	*191,268,000*	-	-	-	*196,808,881*	*196,808,881*
	o/w Africa Continental Free Trade Area Secretariat (AfCFTA)	-	*21,517,650*	-	-	-	-	-	*21,517,650*	*21,517,650*
	o/w Business Development	-	*3,610,188*	-	-	-	-	-	*3,610,188*	*3,610,188*
19	Ministry of Tourism, Arts and Culture	125,920,863	79,695,000	-	16,850,711	-	46,950,903	429,808	269,847,285	269,847,285
20	Ministry of Environment, Science, Tech. and Innovation	592,085,276	18,790,670	-	51,546,680	-	438,086,603	683,090,565	1,783,599,794	1,783,599,794
	o/w MESTI Hqtrs and Agencies	*592,085,276*	*15,297,639*	-	*51,546,680*	-	*438,086,603*	*683,090,565*	*1,780,106,762*	*1,780,106,762*
	o/w Completion of Foundry and Machine Tooling	-	-	-	-	-	-	-	-	-
	o/w Science and Technology Project	-	*3,493,032*	-	-	-	-	-	*3,493,032*	*3,493,032*
21	Ministry of Energy	14,747,483	31,278,564	-	1,283,089,500	-	694,535,422	558,960,260	2,582,611,230	2,582,611,230
	o/w MoEN Hqtrs and Agencies	*14,747,483*	*17,214,120*	-	*7,969,500*	-	*694,535,422*	*558,960,260*	*1,293,426,785*	*1,293,426,785*
	o/w Rural Electrification	-	-	-	*1,275,120,000*	-	-	-	*1,275,120,000*	*1,275,120,000*
	o/w Petroleum Hub	-	*11,185,169*	-	-	-	-	-	*11,185,169*	*11,185,169*
	o/w Nuclear Energy	-	*2,879,275*	-	-	-	-	-	*2,879,275*	*2,879,275*

Appendix 4D: MDA Expenditure Allocation (GH¢) – 2027 [Infrastructure Sector – Summary]

Sn	Covered Entity	Compensation of Employees	Goods & Services		CAPEX		IGF	DP Funds	Sub-Total	Grand Total
		GoG	GoG	ABFA	GoG	ABFA				
	Infrastructure	**334,050,965**	**373,731,170**	**-**	**4,336,002,227**	**4,336,448,608**	**1,261,129,617**	**1,862,502,130**	**12,503,864,717**	**12,503,864,717**
22	Ministry of Sanitation and Water Resources	42,631,810	11,823,557	-	39,030,943	81,264,673	99,097,173	-	273,848,156	273,848,156
	o/w MoSWR Hqtrs and Agencies	*42,631,810*	*4,670,613*	-	*7,152,943*	-	*99,097,173*	-	*153,552,540*	*153,552,540*
	o/w Water and Sanitation Initiative	-	*7,152,943*	-	*31,878,000*	*81,264,673*	-	-	*120,295,616*	*120,295,616*
23	Ministry of Works and Housing	37,522,736	49,422,220	-	573,804,000	-	23,534,748	573,077,579	1,257,361,282	1,257,361,282
	o/w MoWH Hqtrs and Agencies	*37,522,736*	*43,046,620*	-	*255,024,000*	-	*23,534,748*	*573,077,579*	*932,205,682*	*932,205,682*
	o/w Dredging of White Volta	-	-	-	-	-	-	-	-	-
	o/w Coastal Protection and Slum Upgrade	-	*6,375,600*	-	*318,780,000*	-	-	-	*325,155,600*	*325,155,600*
24	Ministry of Roads and Highways	147,390,400	11,773,879	-	2,988,773,062	3,404,481,075	51,608,756	214,904,092	6,818,931,265	6,818,931,265
	o/w MoRH Hqtrs and Agencies	*147,390,400*	*11,773,879*	-	-	-	*51,608,756*	*214,904,092*	*425,677,128*	*425,677,128*
	o/w Roads Infrastructure	-	-	-	*2,988,773,062*	*3,404,481,075*	-	-	*6,393,254,137*	*6,393,254,137*
25	Ministry of Communications and Digitalisation	75,243,508	278,610,545	-	575,004,221	-	533,755,542	1,074,520,460	2,537,134,276	2,537,134,276
	o/w MoC Hqtrs and Agencies	*75,243,508*	*19,315,218*	-	*23,908,500*	-	*533,755,542*	*1,074,520,460*	*1,726,743,228*	*1,726,743,228*
	o/w Rural Telephony	-	-	-	*463,431,221*	-	-	-	*463,431,221*	*463,431,221*
	o/w Digital Youth Village	-	*239,085,000*	-	*79,695,000*	-	-	-	*318,780,000*	*318,780,000*
	o/w Cyber Security Authority	-	*16,743,594*	-	*7,969,500*	-	-	-	*24,713,094*	*24,713,094*
	o/w NITA Data Charges	-	*3,466,733*	-	-	-	-	-	*3,466,733*	*3,466,733*
26	Ministry of Railways Development	10,625,081	10,535,883	-	-	850,702,860	8,306,172	-	880,169,996	880,169,996
	o/w MoRD Hqtrs and Agencies	*10,625,081*	*6,117,626*	-	-	-	*8,306,172*	-	*25,048,878*	*25,048,878*
	o/w Railways Development	-	*4,418,257*	-	-	*850,702,860*	-	-	*855,121,117*	*855,121,117*
27	Ministry of Transport	20,637,429	11,565,087	-	159,390,000	-	544,827,226	-	736,419,742	736,419,742
	o/w MoT Hqtrs and Agencies	*20,637,429*	*6,627,631*	-	*111,573,000*	-	*544,827,226*	-	*683,665,287*	*683,665,287*
	o/w Fish Landing Sites	-	*3,246,456*	-	*47,817,000*	-	-	-	*51,063,456*	*51,063,456*
	o/w Aircraft Accident/Incident Investigation & Prevention Bureau	-	*1,691,000*	-	-	-	-	-	*1,691,000*	*1,691,000*

Appendix 4D: MDA Expenditure Allocation (GH¢) – 2027 [Social Sector – Summary]

Sn	Covered Entity	Compensation of Employees	Goods & Services		CAPEX		IGF	DP Funds	Sub-Total	Grand Total
		GoG	GoG	ABFA	GoG	ABFA				
	Social	**48,391,810,350**	**11,405,063,375**	**3,147,720,579**	**520,494,167**	**-**	**11,323,857,978**	**2,342,854,153**	**77,131,800,603**	**77,131,800,603**
28	Ministry of Education	32,511,816,762	1,062,864,119	3,147,720,579	87,664,500	-	4,786,468,563	514,129,032	42,110,663,555	42,110,663,555
	o/w MoE Hqtrs and Agencies	*32,288,859,962*	*60,322,460*	-	*7,969,500*	-	*4,786,468,563*	*514,129,032*	*37,657,749,518*	*37,657,749,518*
	o/w Free Senior High School Programme	-	*743,443,344*	*3,147,720,579*	-	-	-	-	*3,891,163,923*	*3,891,163,923*
	o/w Existing Interventions in Education	-	*37,655,888*	-	-	-	-	-	*37,655,888*	*37,655,888*
	o/w Construction of Regional STEM Centres	-	-	-	*79,695,000*	-	-	-	*79,695,000*	*79,695,000*
	o/w WAEC / Exam Fee	-	*87,554,827*	-	-	-	-	-	*87,554,827*	*87,554,827*
	o/w Capitation Grant	-	*133,887,600*	-	-	-	-	-	*133,887,600*	*133,887,600*
	o/w Teacher Trainee Allowances	*222,956,800*	-	-	-	-	-	-	*222,956,800*	*222,956,800*
29	Ministry of Employment and Labour Relations	110,860,615	11,367,073	-	4,781,700	-	14,317,962	-	141,327,350	141,327,350
30	National Pensions Regulatory Authority	-	-	-	-	-	179,957,180	-	179,957,180	179,957,180
31	Ministry of Youth and Sports	55,504,563	165,765,600	-	79,695,000	-	5,273,511	-	306,238,674	306,238,674
	o/w MoYs Hqtrs and Agencies	55,504,563	6,375,600	-	-	-	5,273,511	-	67,153,674	67,153,674
	o/w All African Games	-	159,390,000	-	79,695,000	-	-	-	239,085,000	239,085,000
32	National Commission for Civic Education	142,457,647	34,782,062	-	77,496,935	-	-	-	254,736,644	254,736,644
33	Ministry of Chieftaincy and Religious Affairs	73,372,125	17,525,468	-	15,939,000	-	-	-	106,836,593	106,836,593
34	Ministry of Health	15,380,695,876	116,404,396	-	231,115,500	-	6,336,445,955	1,092,137,665	23,156,799,392	23,156,799,392
	o/w MoH Hqtrs and Agencies	*14,671,915,876*	*104,150,294*	-	*127,512,000*	-	*6,336,445,955*	*1,092,137,665*	*22,332,161,790*	*22,332,161,790*
	o/w Mental Health	-	*8,233,490*	-	-	-	-	-	*8,233,490*	*8,233,490*
	o/w Health Infrastructure	-	-	-	*79,695,000*	-	-	-	*79,695,000*	*79,695,000*
	o/w e-Health Project	-	-	-	*23,908,500*	-	-	-	*23,908,500*	*23,908,500*
	o/w Ghana Psychological Council	-	*4,020,613*	-	-	-	-	-	*4,020,613*	*4,020,613*
	o/w Nursing Trainee Allowances	*708,780,000*	-	-	-	-	-	-	*708,780,000*	*708,780,000*
35	Ministry of Gender, Children and Social Protection	103,751,118	9,982,028,973	-	19,126,800	-	1,394,807	736,587,455	10,842,889,154	10,842,889,154
	o/w MGCSoP Hqtrs and Agencies	*103,751,118*	*11,394,160*	-	*15,939,000*	-	*1,394,807*	*736,587,455*	*869,066,541*	*869,066,541*
	o/w Livelihood Empowerment Against Poverty	-	*7,741,565,760*	-	-	-	-	-	*7,741,565,760*	*7,741,565,760*
	o/w School Feeding Programme	-	*2,221,353,399*	-	*3,187,800*	-	-	-	*2,224,541,199*	*2,224,541,199*
	o/w Domestic Violence Fund	-	*4,303,530*	-	-	-	-	-	*4,303,530*	*4,303,530*
	o/w Child / Human Trafficking Fund	-	*3,412,124*	-	-	-	-	-	*3,412,124*	*3,412,124*
36	National Labour Commission	13,351,643	14,325,685	-	4,674,732	-	-	-	32,352,060	32,352,060

Appendix 4D: MDA Expenditure Allocation (GH¢) – 2027 [Public Safety Sector – Summary]

Sn	Covered Entity	Compensation of Employees	Goods & Services		CAPEX		IGF	DP Funds	Sub-Total	Grand Total
		GoG	GoG	ABFA	GoG	ABFA				
	Public Safety	**19,823,553,292**	**1,181,262,068**	**-**	**2,264,593,823**	**-**	**801,309,835**	**-**	**24,070,719,019**	**24,070,719,019**
37	Office of the Attorney-General and Ministry of Justice	279,222,751	27,544,114	-	84,476,700	-	288,468,736	-	679,712,302	679,712,302
	o/w MoJ Hqtrs and Agencies	*279,222,751*	*27,544,114*	-	*4,781,700*	-	*76,227,070*	-	*387,775,636*	*387,775,636*
	o/w Office of the Registrar of Companies	-	-	-	-	-	*212,241,666*	-	*212,241,666*	*212,241,666*
	o/w Construction of Law House	-	-	-	*79,695,000*	-	-	-	*79,695,000*	*79,695,000*
38	Office of the Legal Aid Commission	39,355,964	5,195,317	-	5,208,865	-	106,211	-	49,866,357	49,866,357
39	Ministry of Defence	4,953,796,560	188,058,643	-	1,586,928,461	-	32,550,582	-	6,761,334,245	6,761,334,245
	o/w MoD Hqtrs and Agencies	*4,953,796,560*	*156,180,643*	-	*264,148,461*	-	*32,550,582*	-	*5,406,676,245*	*5,406,676,245*
	o/w Construction of Forward Operating Base/ Northern Border Security	-	-	-	*1,322,780,000*	-	-	-	*1,322,780,000*	*1,322,780,000*
	o/w Defence Advisory Services	-	*31,878,000*	-	-	-	-	-	*31,878,000*	*31,878,000*
	o/w Ammunitions and other Accoutrements	-	-	-	-	-	-	-	-	-
40	Commission on Human Rights and Administrative Justice	83,742,723	25,613,882	-	24,108,393	-	-	-	133,464,997	133,464,997
41	Judicial Service	905,073,350	258,654,442	-	182,339,562	-	55,311,367	-	1,401,378,720	1,401,378,720
	o/w Judicial Service Hqtrs and Agencies	*905,073,350*	*11,637,502*	-	-	-	*55,311,367*	-	*972,022,219*	*972,022,219*
	o/w Judiciary	-	*247,016,940*	-	*182,339,562*	-	-	-	*429,356,502*	*429,356,502*
42	Ministry of the Interior	11,583,139,838	203,180,667	-	159,390,000	-	424,872,940	-	12,370,583,444	12,370,583,444
	o/w MoI Hqtrs and Agencies	*11,583,139,838*	*203,180,667*	-	*159,390,000*	-	*424,872,940*	-	*12,370,583,444*	*12,370,583,444*
	o/w Ammunitions and other Accoutrements	-	-	-	-	-	-	-	-	-
43	Ministry of National Security	1,878,141,761	420,837,619	-	146,638,800	-	-	-	2,445,618,180	2,445,618,180
	o/w MoNS Hqtrs and Agencies	*1,878,141,761*	*246,146,179*	-	*138,669,300*	-	-	-	*2,262,957,240*	*2,262,957,240*
	o/w National Signals Bureau	-	*15,939,000*	-	*7,969,500*	-	-	-	*23,908,500*	*23,908,500*
	o/w National Security Operations	-	*158,752,440*	-	-	-	-	-	*158,752,440*	*158,752,440*
44	Office of the Special Prosecutor	101,080,347	52,177,384	-	75,503,043	-	-	-	228,760,774	228,760,774
	Sub-Total MDAs	**77,696,530,294**	**17,267,520,726**	**3,163,691,457**	**12,195,651,966**	**5,378,275,477**	**17,335,706,736**	**9,714,760,048**	**142,752,136,703**	**142,752,136,703**

Appendix 4D: MDA Expenditure Allocation (GH¢) – 2027 [Multi-Sectoral – Summary]

Sn	Covered Entity	Compensation of Employees	Goods & Services		CAPEX		IGF	DP Funds	Sub-Total	Other Government Obligations	Grand Total
		GoG	GoG	ABFA	GoG	ABFA					
	Multi-Sectoral	**15,202,258,829**	**4,901,904,054**	**-**	**10,098,433,434**	**-**	**274,665,868**	**12,735,780,656**	**43,213,042,841**	**188,544,223,741**	**231,757,266,583**
45	General Government Services	5,912,379,917	3,697,086,709	-	5,561,893,278	-	-	-	15,171,359,904	-	15,171,359,904
	o/w Other General Government Services Expenditures	*5,912,379,917*	*1,214,084,051*	-	*402,807,729*	-	-	-	*7,529,271,697*	-	*7,529,271,697*
	o/w Project Development Facility	-	*23,908,500*	-	-	-	-	-	*23,908,500*	-	*23,908,500*
	o/w Accra-Tema Motorway Project (Equity and VGF for GIIF SPV)	-	-	-	-	-	-	-	-	-	-
	o/w Public Debt Management	-	*15,939,000*	-	-	-	-	-	*15,939,000*	-	*15,939,000*
	o/w GhanaCARES/ Growth Agenda	-	1,897,560,000	-	898,632,000	-	-	-	2,796,192,000	-	2,796,192,000
	o/w YouStart	-	102,490,958	-	7,969,500	-	-	-	110,460,458	-	110,460,458
	o/w La General Hospital	-	-	-	239,085,000	-	-	-	239,085,000	-	239,085,000
	o/w Resettlement of Victims of Akosombo Dam Spillage	-	31,878,000	-	318,780,000	-	-	-	350,658,000	-	350,658,000
	o/w Millennium Development Authority (MiDA)	-	318,780,000	-	956,340,000	-	-	-	1,275,120,000	-	1,275,120,000
	o/w Clearance of Outstanding BTAs	-	-	-	2,395,590,550	-	-	-	2,395,590,550	-	2,395,590,550
46	ECA Projects	-	-	-	3,366,205,584	-	-	-	3,366,205,584	-	3,366,205,584
47	Development Partner Projections (Bilateral)	-	-	-	-	-	-	12,735,780,656	12,735,780,656	-	12,735,780,656
48	Subscription	-	558,915,622	-	-	-	-	-	558,915,622	-	558,915,622
49	Contingency Vote	-	645,901,723	-	1,170,334,571	-	-	-	1,816,236,294	-	1,816,236,294
50	Pensions	3,715,951,565	-	-	-	-	-	-	3,715,951,565	-	3,715,951,565
51	Gratuities	557,392,735	-	-	-	-	-	-	557,392,735	-	557,392,735
52	Social Security	5,016,534,613	-	-	-	-	-	-	5,016,534,613	-	5,016,534,613
53	Interest Payments	-	-	-	-	-	-	-	-	60,483,523,950	60,483,523,950
54	Subsidies on Petroleum products	-	-	-	-	-	-	-	-	631,660,460	631,660,460
55	National Health Fund	-	-	-	-	-	274,665,868	-	274,665,868	10,937,928,795	11,212,594,663
56	Education Trust Fund	-	-	-	-	-	-	-	-	5,985,151,637	5,985,151,637
57	Road Fund	-	-	-	-	-	-	-	-	1,425,010,902	1,425,010,902
58	Petroleum Related Funds	-	-	-	-	-	-	-	-	31,825,412	31,825,412
59	Dist. Ass. Common Fund	-	-	-	-	-	-	-	-	9,495,907,669	9,495,907,669
	o/w ABFA	-	-	-	-	-	-	-	-	527,281,909	*527,281,909*
60	Ghana Infrastructure Fund (ABFA Capex)	-	-	-	-	-	-	-	-	1,476,389,346	1,476,389,346
61	Transfer to GNPC from Oil Revenue	-	-	-	-	-	-	-	-	2,204,481,188	2,204,481,188
62	Other Earmarked Funds	-	-	-	-	-	-	-	-	12,475,359,911	12,475,359,911
63	Social Benefits	-	-	-	-	-	-	-	-	8,041,565,760	8,041,565,760
	o/w Lifeline Consumers of Electricity	-	-	-	-	-	-	-	-	300,000,000	300,000,000
	o/w Transfers for Social Protection (LEAP)	-	-	-	-	-	-	-	-	7,741,565,760	7,741,565,760
64	Other Expenditures	-	-	-	-	-	-	-	-	26,583,076,532	26,583,076,532
	o/w ESLA Transfers	-	-	-	-	-	-	-	-	7,071,934,022	*7,071,934,022*
	o/w Energy Sector Payment Shortfalls	-	-	-	-	-	-	-	-	19,511,142,510	*19,511,142,510*
	o/w Finsec & Others	-	-	-	-	-	-	-	-	-	-
65	Arrears Clearance (net change)	-	-	-	-	-	-	-	-	13,962,000,000	13,962,000,000
66	Amortisation	-	-	-	-	-	-	-	-	42,551,907,939	42,551,907,939
	GRAND TOTAL	**92,898,789,124**	**22,169,424,780**	**3,163,691,457**	**22,294,085,399**	**5,378,275,477**	**17,610,372,604**	**22,450,540,704**	**185,965,179,544**	**188,544,223,741**	**374,509,403,286**

Appendix 5: Breakdown of Projected ABFA Spending (GH¢) – 2024

#	ABFA Priority Area	Covered Entity / Item Description	Goods & Services	CAPEX	Total
			-	600,000,000	600,000,000
1	Agriculture including Fisheries	Ministry of Food and Agriculture			
		o/w MoFA Hqtrs and Agencies	-	600,000,000	600,000,000
			2,400,899,587	-	2,400,899,587
2	Physical Infrastructure and service delivery in Education and Health	Ministry of Education			
		o/w Free Senior High School Programme	2,400,899,587		2,400,899,587
			-	5,024,299,035	5,024,299,035
3	Roads, Rail and Other Critical Infrastructure	General Government Services			
		o/w Accra-Tema Motorway Project (Equity and VGF for GIIF SPV)		1,669,136,715	1,669,136,715
		Ministry of Roads and Highways			
		o/w Roads Infrastructure		1,529,861,782	1,529,861,782
		Ghana Infrastructure Fund (ABFA Capex)			
		o/w ABFA		1,125,095,807	1,125,095,807
		Dist. Ass. Common Fund			
		o/w ABFA		401,819,931	401,819,931
		Ministry of Railways Development			
		o/w Railways Development		247,400,000	247,400,000
		Ministry of Sanitation and Water Resources			
		o/w Water and Sanitation		50,984,800	50,984,800
			10,020,000	1,180,000	11,200,000
4	Public Interest and Accountability	Ministry of Finance			
		o/w Public Interest and Accountability Committee	10,020,000	1,180,000	11,200,000
	Grand Total		2,410,919,587	5,625,479,035	8,036,398,622

Appendix 6: Cost of Government Flagship Programmes (GH¢) – 2024

Sn	Programme Description	Total
1	Roads Infrastructure	3,512,847,321
2	Free Senior High School Programme	2,765,662,480
3	School Feeding Programme	1,395,659,200
4	Livelihood Empowerment Against Poverty	720,000,000
5	Nursing Trainee Allowances	708,780,000
6	Planting for Food and Jobs	700,000,000
7	Infrastructure for Poverty Eradication Programme	498,918,735
8	Railways Development	250,171,979
9	Teacher Trainee Allowances	222,956,800
10	National Identification Authority	165,000,000
11	One District One Factory Programme	123,476,304
12	Water and Sanitation Initiative	75,472,499
13	Regional Reorganisation and Development	60,000,000
14	Fish Landing Sites	32,036,800
15	Micro Finance and Small Loans Centre	17,960,000
16	Zongo Development Fund	12,968,640
	Sub-Total MDAs	**9,236,291,111**

Appendix 7A: 2024 Indicative Ceilings (GH¢)– OLGS and RCCs

S/N	INSTITUTION	COMPENSATION	GOODS & SERVICES	CAPEX
1	**OHLGS**	**7,509,950.00**	**2,376,500**	**5,800,000**
2	**GREATER ACCRA RCC**	**13,644,665.33**	**835,743.00**	**-**
	Office of Regional Coordinating Council	4,774,280	556,442.00	
	Budget	1,181,365	53,835.00	
	Agriculture Department (RADU)	1,019,313	37,837.00	
	Social Welfare	563,363	33,831.00	
	Community Development	302,634	33,831.00	
	Public Works Department	1,528,954	22,480.00	
	Feeder Roads	1,260,299	22,480.00	
	Parks and Gardens	1,827,352	22,480.00	
	Environmental Health	915,301	30,047.00	
	Rural Housing	271,804	22,480.00	
3	**VOLTA RCC**	**11,237,774**	**692,655**	**-**
	Office of Regional Coordinating Council	4,688,424	445,157.00	
	Budget	250,202	51,192.00	
	Agriculture Department (RADU)	1,669,223	33,831.00	
	Social Welfare	1,173,780	30,047.00	
	Community Development	266,329	30,047.00	
	Public Works Department	1,187,284	18,918.00	
	Feeder Roads	1,041,149	18,918.00	
	Parks and Gardens	254,265	18,918.00	
	Environmental Health	570,103	26,709.00	
	Rural Housing	137,014	18,918.00	
4	**OTI RCC**	**3,557,607**	**692,655**	**-**
	Office of Regional Coordinating Council	1,512,871	445,157.00	
	Budget	169,368	51,192.00	
	Agriculture Department (RADU)	295,347	33,831.00	
	Social Welfare	239,028	30,047.00	
	Community Development	169,719	30,047.00	
	Public Works Department	294,617	18,918.00	
	Feeder Roads	186,745	18,918.00	
	Parks and Gardens	309,727	18,918.00	
	Environmental Health	306,533	26,709.00	
	Rural Housing	73,652	18,918.00	
5	**EASTERN RCC**	**13,752,023**	**881,135**	**-**
	Office of Regional Coordinating Council	4,322,659	566,442.00	
	Budget	278,838	89,227.00	
	Agriculture Department (RADU)	1,405,087	37,837.00	
	Social Welfare	3,532,310	33,831.00	
	Community Development	684,352	33,831.00	
	Public Works Department	1,191,662	22,480.00	
	Feeder Roads	1,261,561	22,480.00	
	Parks and Gardens	815,943	22,480.00	
	Environmental Health	145,740	30,047.00	
	Rural Housing	113,870	22,480.00	
6	**CENTRAL RCC**	**8,749,827**	**830,874**	**-**
	Office of Regional Coordinating Council	3,525,262	544,184.00	
	Budget	337,876	61,224.00	
	Agriculture Department (RADU)	1,290,036	37,837.00	
	Social Welfare	781,827	33,831.00	
	Community Development	443,824	33,831.00	
	Public Works Department	1,072,282	22,480.00	
	Feeder Roads	997,649	22,480.00	
	Parks and Gardens	49,639	22,480.00	
	Environmental Health	202,344	30,047.00	
	Rural Housing	49,090	22,480.00	

Appendix 7A: 2024 Indicative Ceilings (GH¢)– OLGS and RCCs

S/N	INSTITUTION	COMPENSATION	GOODS & SERVICES	CAPEX
7	**WESTERN RCC**	**9,453,089**	**697,106**	**-**
	Office of Regional Coordinating Council	3,639,889	445,157.00	
	Budget	450,407	56,643.00	
	Agriculture Department (RADU)	977,688	33,831.00	
	Social Welfare	1,319,421	30,047.00	
	Community Development	487,595	30,047.00	
	Public Works Department	895,480	18,918.00	
	Feeder Roads	768,436	18,918.00	
	Parks and Gardens	699,747	18,918.00	
	Environmental Health	121,789	25,709.00	
	Rural Housing	92,638	18,918.00	
8	**WESTERN NORTH RCC**	**3,396,754**	**697,655**	**-**
	Office of Regional Coordinating Council	1,352,018	445,157.00	
	Budget	169,368	56,192.00	
	Agriculture Department (RADU)	295,347	33,831.00	
	Social Welfare	239,028	30,047.00	
	Community Development	169,719	30,047.00	
	Public Works Department	294,617	18,918.00	
	Feeder Roads	186,745	18,918.00	
	Parks and Gardens	309,727	18,918.00	
	Environmental Health	306,533	26,709.00	
	Rural Housing	73,652	18,918.00	
9	**ASHANTI RCC**	**17,068,436**	**934,498**	**-**
	Office of Regional Coordinating Council	7,732,426	556,441.00	
	Budget	644,774	110,323.00	
	Agriculture Department (RADU)	2,657,501	80,104.00	
	Social Welfare	186,343	33,831.50	
	Community Development	785,486	33,831.00	
	Public Works Department	1,642,609	22,480.00	
	Feeder Roads	1,299,035	22,480.00	
	Parks and Gardens	1,819,270	22,480.00	
	Environmental Health	154,682	30,047.00	
	Rural Housing	146,310	22,480.00	
10	**BONO RCC**	**12,422,700**	**692,655**	**-**
	Office of Regional Coordinating Council	4,680,493	445,157.00	
	Budget	352,455	51,192.00	
	Agriculture Department (RADU)	82,022	33,831.00	
	Social Welfare	1,962,145	30,047.00	
	Community Development	588,852	30,047.00	
	Public Works Department	1,399,717	18,918.00	
	Feeder Roads	1,358,378	18,918.00	
	Parks and Gardens	1,258,097	18,918.00	
	Environmental Health	548,589	26,709.00	
	Rural Housing	191,953	18,918.00	
11	**BONO EAST RCC**	**4,361,871**	**692,655**	**-**
	Office of Regional Coordinating Council	2,317,135	445,156.00	
	Budget	169,368	51,192.00	
	Agriculture Department (RADU)	295,347	33,831.50	
	Social Welfare	239,028	30,047.00	
	Community Development	169,719	30,047.00	
	Public Works Department	294,617	18,918.00	
	Feeder Roads	186,745	18,918.00	
	Parks and Gardens	309,727	18,918.00	
	Environmental Health	306,533	26,709.00	
	Rural Housing	73,652	18,918.00	
12	**AHAFO RCC**	**3,396,754**	**692,655**	**-**
	Office of Regional Coordinating Council	1,352,018	445,157.00	
	Budget	169,368	51,192.00	
	Agriculture Department (RADU)	295,347	33,831.00	
	Social Welfare	239,028	30,047.00	
	Community Development	169,719	30,047.00	
	Public Works Department	294,617	18,918.00	
	Feeder Roads	186,745	18,918.00	
	Parks and Gardens	309,727	18,918.00	
	Environmental Health	306,533	26,709.00	
	Rural Housing	73,652	18,918.00	

Appendix 7A: 2024 Indicative Ceilings (GH¢)– OLGS and RCCs

S/N	INSTITUTION	COMPENSATION	GOODS & SERVICES	CAPEX
13	**NORTHERN RCC**	**11,597,179**	**725,151**	**-**
	Office of Regional Coordinating Council	4,812,225	445,154.00	
	Budget	264,776	54,753.00	
	Agriculture Department (RADU)	2,229,562	37,615.00	
	Social Welfare	319,661	33,831.00	
	Community Development	625,697	33,831.00	
	Public Works Department	1,461,512	22,480.00	
	Feeder Roads	978,623	22,480.00	
	Parks and Gardens	332,970	22,480.00	
	Environmental Health	355,665	30,047.00	
	Rural Housing	216,487	22,480.00	
14	**NORTH EAST RCC**	**3,396,754**	**768,331**	**-**
	Office of Regional Coordinating Council	1,352,018	489,669.00	
	Budget	169,368	53,418.00	
	Agriculture Department (RADU)	295,347	37,615.00	
	Social Welfare	239,028	33,831.00	
	Community Development	169,719	33,831.00	
	Public Works Department	294,617	22,480.00	
	Feeder Roads	186,745	22,480.00	
	Parks and Gardens	309,727	22,480.00	
	Environmental Health	306,533	30,047.00	
	Rural Housing	73,652	22,480.00	
15	**SAVANNAH RCC**	**3,557,607**	**766,331**	**-**
	Office of Regional Coordinating Council	1,512,871	489,669.00	
	Budget	169,368	51,418.00	
	Agriculture Department (RADU)	295,347	37,615.00	
	Social Welfare	239,028	33,831.00	
	Community Development	169,719	33,831.00	
	Public Works Department	294,617	22,480.00	
	Feeder Roads	186,745	22,480.00	
	Parks and Gardens	309,727	22,480.00	
	Environmental Health	306,533	30,047.00	
	Rural Housing	73,652	22,480.00	
16	**UPPER EAST RCC**	**10,278,674**	**700,339**	**-**
	Office of Regional Coordinating Council	3,847,110	419,336.00	
	Budget	300,977	55,759.00	
	Agriculture Department (RADU)	1,608,865	37,615.00	
	Social Welfare	1,945,373	33,831.00	
	Community Development	488,665	33,831.00	
	Public Works Department	1,003,886	22,480.00	
	Feeder Roads	569,447	22,480.00	
	Parks and Gardens	213,168	22,480.00	
	Environmental Health	156,571	30,047.00	
	Rural Housing	144,613	22,480.00	
17	**UPPER WEST RCC**	**6,694,431**	**699,563**	**-**
	Office of Regional Coordinating Council	3,252,922	415,560.00	
	Budget	228,161	58,759.00	
	Agriculture Department (RADU)	1,107,206	37,615.00	
	Social Welfare	334,930	33,831.00	
	Community Development	382,014	33,831.00	
	Public Works Department	115,015	22,480.00	
	Feeder Roads	568,448	22,480.00	
	Parks and Gardens	295,200	22,480.00	
	Environmental Health	315,670	30,047.00	
	Rural Housing	94,865	22,480.00	
	GRAND TOTAL	**144,076,095**	**14,376,500**	**5,800,000**

Appendix 7B: 2024 MMDAs Indicative Ceilings (GH¢) – Greater Accra Region

REGION / MMDA					COMPENSATION	GOG GOODS AND SERVICE TRANSFER											CAPEX	Other Sources				
CODE	No.	MMDAs	Status	Capital	Amount	Wrks. Dept.	Roads	Agric.	Physical Planning	Budget & Rating Dept.	Waste Mgt. Dept.	Legal Dept.	Dept. of HR	Dept. of Statistics	Social Welfare & Comm. Dev.	Total Goods & Services	Capital Expenditure	DACF-RFG	Secondary Cities	SOCO Project	UNICEF-ISS SW&CD	Grand Total
GREATER ACCRA REGION																						
101	1	Accra Metro	3	Accra	18,575,285	25,000	30,000	25,000	20,000	15,000	15,000	10,000	10,000	10,000	30,000	190,000	-	723,541			35,000	948,541
102	2	Ada East	1	Ada Foah	3,523,263	18,000	-	25,000	15,000				8,000	7,500	20,000	93,500	-	717,586			30,000	841,086
103	3	Shai-Osudoku	1	Dodowa	3,359,456	18,000	-	25,000	15,000				8,000	7,500	20,000	93,500	-	553,834			45,000	692,334
104	4	Ga West	2	Amasaman	3,595,767	20,000	30,000	30,000	18,000				10,000	10,000	25,000	143,000	-	717,586			45,000	905,586
105	5	Tema Metro	3	Tema	13,444,782	25,000	30,000	25,000	20,000	15,000	15,000	10,000	10,000	10,000	30,000	190,000	-	717,586			50,000	957,586
106	6	Ga East	2	Abokobi	8,659,100	20,000	30,000	30,000	18,000				10,000	10,000	25,000	143,000	-	717,586			45,000	905,586
107	7	Ga South	2	Amanfrom	6,348,105	20,000	30,000	30,000	18,000				10,000	10,000	25,000	143,000	-	729,496			35,000	907,496
108	8	Ashiaman Mun	2	Ashaiman	6,819,712	20,000	30,000	30,000	18,000				10,000	10,000	25,000	143,000	-	723,541			50,000	916,541
109	9	Adenta	2	Adenta	4,879,329	20,000	30,000	30,000	18,000				10,000	10,000	25,000	143,000	-	729,496			50,000	922,496
110	10	Ledzokuku	2	Teshie	7,455,059	20,000	30,000	30,000	18,000				10,000	10,000	25,000	143,000	-	723,541			-	866,541
111	11	Ada West	1	Sege	3,958,035	18,000	-	25,000	15,000				8,000	7,500	20,000	93,500	-	723,541			30,000	847,041
112	12	Ningo-Prampram	1	Prampram	6,348,105	18,000	-	25,000	15,000				8,000	7,500	20,000	93,500	-	717,586			25,000	836,086
113	13	Ga Central	2	Sowutuom	8,100,263	20,000	30,000	30,000	18,000				10,000	10,000	25,000	143,000	-	717,586			-	860,586
114	14	La-Nkwantanang	2	Madina	6,001,969	20,000	30,000	30,000	18,000				10,000	10,000	25,000	143,000	-	717,586			50,000	910,586
115	15	Kpone Katamanso	2	Kpone	4,407,951	20,000	30,000	30,000	18,000				10,000	10,000	25,000	143,000	-	723,541			-	866,541
116	16	La Dade-Kotopon	2	La	6,945,810	20,000	30,000	30,000	18,000				10,000	10,000	25,000	143,000	-	717,586			-	860,586
117	17	Okaikwei North	2	Abeka	3,737,221	20,000	30,000	30,000	18,000				10,000	10,000	25,000	143,000	-	729,496			-	872,496
118	18	Ablekuma North	2	Ablekuma North	3,737,221	20,000	30,000	30,000	18,000				10,000	10,000	25,000	143,000	-	717,586			-	860,586
119	19	Ablekuma West	2	Dansoman	3,737,221	20,000	30,000	30,000	18,000				10,000	10,000	25,000	143,000	-	729,496			-	872,496
401	20	Ayawaso East	2	Nima	3,737,221	20,000	30,000	30,000	18,000				10,000	10,000	25,000	143,000	-	729,496			45,000	917,496
402	21	Ayawaso North	2	NewTown	3,737,221	20,000	30,000	30,000	18,000				10,000	10,000	25,000	143,000	-	717,586			-	860,586
403	22	Ayawaso West	2	Dzorwulu	3,737,221	20,000	30,000	30,000	18,000				10,000	10,000	25,000	143,000	-	717,586			25,000	885,586
404	23	Ga North	2	Ofankor	3,737,221	20,000	30,000	30,000	18,000				10,000	10,000	25,000	143,000	-	717,586			-	860,586
405	24	Weija-Gbawe	2	Weija	8,020,388	20,000	30,000	30,000	18,000				10,000	10,000	25,000	143,000	-	723,541			45,000	911,541
406	25	Tema West	2	Community 2	3,737,221	20,000	30,000	30,000	18,000				10,000	10,000	25,000	143,000	-	723,541			-	866,541
407	26	Krowor	2	Nungua	3,737,221	20,000	30,000	30,000	18,000				10,000	10,000	25,000	143,000	-	729,496				872,496
408	27	Ablekuma Central	2	Latebiokorshie	3,737,221	20,000	30,000	30,000	18,000				10,000	10,000	25,000	143,000	-	729,496				872,496
409	28	Ayawaso Central	2	Kokomlemle	3,737,221	20,000	30,000	30,000	18,000				10,000	10,000	25,000	143,000	-	723,541				866,541
410	29	Korle Klottey	2	Osu	3,737,221	20,000	30,000	30,000	18,000				10,000	10,000	25,000	143,000	-	699,720				842,720
TOTAL					165,289,029	582,000	750,000	840,000	514,000	30,000	30,000	20,000	282,000	280,000	715,000	4,043,000	-	20,759,377	-	-	605,000	25,407,377

Appendix 7C: 2024 MMDAs Indicative Ceilings (GH¢) – Volta and Oti Regions

REGION / MMDA					COMPENSATION	GOG GOODS AND SERVICE TRANSFER										CAPEX	Other Sources				
CODE	No.	MMDAs	Status	Capital	Amount	Wrks. Dept.	Roads	Agric.	Physical Planning	Budget & Rating Dept.	Waste Mgt. Dept.	Legal Dept.	Dept. of HR	Dept. of Statistics	Social Welfare & Comm. Dev.	Total Goods & Services	Capital Expenditure	DACF-RFG	Secondary Cities	SOCO Project	UNICEF-ISS SW&CD	Grand Total
VOLTA REGION																					
CODE	No.	MMDAs	Status	Capital	-	-	-		-						-							-
120	1	Central Tongu	1	Adidome	3,555,437	18,000	-	25,000	15,000				8,000	7,500	20,000	93,500	-	699,720			20,000	813,220
121	2	Akatsi South	1	Akatsi	4,648,981	18,000	-	25,000	15,000				8,000	7,500	20,000	93,500	-	693,765			30,000	817,265
122	3	Ho Mun	2	Ho	7,017,177	20,000	30,000	30,000	18,000				10,000	10,000	25,000	143,000	-	705,675	20,775,810		20,000	21,644,485
123	4	Hohoe Mun	2	Hohoe	6,137,110	20,000	30,000	30,000	18,000				10,000	10,000	25,000	143,000	-	705,675	13,416,976		-	14,265,651
126	5	Keta Mun	2	Keta	4,622,211	20,000	30,000	30,000	18,000				10,000	10,000	25,000	143,000	-	693,765			-	836,765
127	6	Ketu South	2	Denu	4,331,507	20,000	30,000	30,000	18,000				10,000	10,000	25,000	143,000	-	699,720			25,000	867,720
131	7	South Tongu	1	Sogakope	4,397,421	18,000	-	25,000	15,000				8,000	7,500	20,000	93,500	-	699,720			20,000	813,220
132	8	Agortime Ziope	1	Agortime Kpetoe	3,664,657	18,000	-	25,000	15,000				8,000	7,500	20,000	93,500	-	699,720			25,000	818,220
134	9	South Dayi	1	Kpeve	3,501,218	18,000	-	25,000	15,000				8,000	7,500	20,000	93,500	-	729,496			20,000	842,996
137	10	Ketu North	2	Dzodze	3,702,270	20,000	30,000	30,000	18,000				10,000	10,000	25,000	143,000	-	699,720			30,000	872,720
138	11	Akatsi North	1	Ave Dakpa	3,389,916	18,000	-	25,000	15,000				8,000	7,500	20,000	93,500	-	699,720			7,000	800,220
139	12	Afadzato South	1	Ve Golokwati	3,016,539	18,000	-	25,000	15,000				8,000	7,500	20,000	93,500	-	699,720			25,000	818,220
140	13	Adaklu	1	Adaklu Waya	2,515,998	18,000	-	25,000	15,000				8,000	7,500	20,000	93,500	-	693,765			25,000	812,265
141	14	North Tongu	1	Battor Dugame	3,302,540	18,000	-	25,000	15,000				8,000	7,500	20,000	93,500	-	699,720			30,000	823,220
128	15	Kpando Mun	2	Kpando	4,032,011	20,000	30,000	30,000	18,000				10,000	10,000	25,000	143,000	-	699,720			-	842,720
144	16	North Dayi	1	Anfoega	2,909,832	18,000	-	25,000	15,000				8,000	7,500	20,000	93,500	-	717,586			30,000	841,086
143	17	Ho West	1	Dzolokpuita	3,585,089	18,000	-	25,000	15,000				8,000	7,500	20,000	93,500	-	705,675			-	799,175
145	18	Anloga	1	Anloga	2,515,998	18,000	-	25,000	15,000				8,000	7,500	20,000	93,500	-	693,765			15,000	802,265
TOTAL					70,845,914	336,000	180,000	480,000	288,000	-	-	-	156,000	150,000	390,000	1,980,000	-	12,636,644	34,192,786	-	322,000	49,131,431
OTI REGION																					
CODE	No.	MMDAs	Status	Capital	-	-	-	-	-						-							-
124	1	Jasikan	1	Jasikan	3,685,239	18,000	-	25,000	15,000				8,000	7,500	20,000	93,500	-	723,541			-	817,041
125	2	Kadjebi	1	Kadjebi	3,892,243	18,000	-	25,000	15,000				8,000	7,500	20,000	93,500	-	723,541			20,000	837,041
129	3	Krachi West	1	Kete Krachi	3,300,490	18,000	-	25,000	15,000				8,000	7,500	20,000	93,500	-	723,541		8,972,991	20,000	9,810,032
130	4	Nkwanta South	2	Nkwanta	3,912,450	20,000	30,000	30,000	18,000				10,000	10,000	25,000	143,000	-	717,586		8,772,098	25,000	9,657,684
133	5	Krachi East	2	Dambai	3,957,011	20,000	30,000	30,000	18,000				10,000	10,000	25,000	143,000	-	723,541	4,560,600	9,173,884	25,000	14,626,025
135	6	Biakoye	1	Nkonya Ahenkro	2,939,973	18,000	-	25,000	15,000				8,000	7,500	20,000	93,500	-	717,586			25,000	836,086
136	7	Nkwanta North	1	Kpasa	2,829,110	18,000	-	25,000	15,000				8,000	7,500	20,000	93,500	-	717,586		8,822,321	25,000	9,658,407
142	8	Krachi Nchumuru	1	Chinderi	2,234,649	18,000	-	25,000	15,000				8,000	7,500	20,000	93,500	-	717,586			25,000	836,086
	9	Guan	1	Likpe Mate	1,219,370	18,000		25,000	15,000				8,000	7,500	20,000	93,500		723,541			25,000	842,041
TOTAL					27,970,534	166,000	60,000	235,000	141,000	-	-	-	76,000	72,500	190,000	940,500	-	6,488,046	4,560,600	35,741,295	190,000	47,920,440

Appendix 7D: 2024 MMDAs Indicative Ceilings (GH¢) – Eastern Region

REGION / MMDA					COMPENSATION	GOG GOODS AND SERVICE TRANSFER											CAPEX	Other Sources				
CODE	No.	MMDAs	Status	Capital	Amount	Wrks. Dept.	Roads	Agric.	Physical Planning	Budget & Rating Dept.	Waste Mgt. Dept.	Legal Dept.	Dept. of HR	Dept. of Statistics	Social Welfare & Comm. Dev.	Total Goods & Services	Capital Expenditure	DACF-RFG	Secondary Cities	SOCO Project	UNICEF-ISS SW&CD	Grand Total
EASTERN REGION																						
CODE	No.	MMDAs	Status	Capital	-	-	-	-	-						-							-
150	1	Kwahu Afram Plains North	1	Donkorkrom	4,436,253	18,000	-	25,000	15,000				8,000	7,500	20,000	93,500	-	163,751			25,000	282,251
151	2	Akwapim North	2	Akropong Akwapim	5,505,463	20,000	30,000	30,000	18,000				10,000	10,000	25,000	143,000	-	717,586			35,000	895,586
152	3	Nsawam Adoagyiri Mun	2	Nsawam	7,036,751	20,000	30,000	30,000	18,000				10,000	10,000	25,000	143,000	-	163,751				306,751
153	4	Asuogyaman	1	Atimpoku	5,518,214	18,000	-	25,000	15,000				8,000	7,500	20,000	93,500	-	729,496				822,996
154	5	Birim North	1	New Abirem	5,701,804	18,000	-	25,000	15,000				8,000	7,500	20,000	93,500	-	723,541			-	817,041
155	6	Birim South	1	Akim Swedru	4,002,009	18,000	-	25,000	15,000				8,000	7,500	20,000	93,500	-	723,541			-	817,041
156	7	Abuakwa South	2	Kibi	4,550,758	20,000	30,000	30,000	18,000				10,000	10,000	25,000	143,000	-	723,541	6,056,148		-	6,922,689
157	8	Fanteakwa North	1	Begoro	4,921,394	18,000	-	25,000	15,000				8,000	7,500	20,000	93,500	-	163,751			-	257,251
158	9	Kwaebibirem	2	Kade	4,996,193	20,000	30,000	30,000	18,000				10,000	10,000	25,000	143,000	-	723,541			-	866,541
159	10	Kwahu South	1	Mpraeso	5,313,108	18,000	-	25,000	15,000				8,000	7,500	20,000	93,500	-	717,586			-	811,086
160	11	Lower Manya Krobo	2	Odumase Krobo	5,713,668	20,000	30,000	30,000	18,000				10,000	10,000	25,000	143,000	-	723,541	15,057,734		30,000	15,954,274
161	12	New Juaben South	2	Koforidua	8,533,006	20,000	30,000	30,000	18,000				10,000	10,000	25,000	143,000	-	723,541	20,281,899		30,000	21,178,440
162	13	Suhum	2	Suhum	7,376,705	20,000	30,000	30,000	18,000				10,000	10,000	25,000	143,000	-	717,586			45,000	905,586
163	14	West Akim	2	Asamakese	6,874,944	20,000	30,000	30,000	18,000				10,000	10,000	25,000	143,000	-	729,496	8,784,336		55,000	9,711,832
164	15	Yilo Krobo	2	Somanya	6,542,035	20,000	30,000	30,000	18,000				10,000	10,000	25,000	143,000	-	717,586			35,000	895,586
165	16	Atiwa West	1	Kwabeng	4,078,163	18,000	-	25,000	15,000				8,000	7,500	20,000	93,500	-	717,586			-	811,086
166	17	Kwahu West	2	Nkawkaw	7,042,260	20,000	30,000	30,000	18,000				10,000	10,000	25,000	143,000	-	717,586			45,000	905,586
167	18	Upper Manya Krobo	1	Asesewa	3,773,289	18,000	-	25,000	15,000				8,000	7,500	20,000	93,500	-	717,586			30,000	841,086
168	19	Kwahu East	1	Abetifi	4,306,720	18,000	-	25,000	15,000				8,000	7,500	20,000	93,500	-	717,586			-	811,086
169	20	Birim Central	2	Akim Oda	7,105,219	20,000	30,000	30,000	18,000				10,000	10,000	25,000	143,000	-	717,586	11,548,803		-	12,409,389
170	21	Akyemansa	1	Ofoase	4,234,889	18,000	-	25,000	15,000				8,000	7,500	20,000	93,500	-	717,586			30,000	841,086
171	22	Denkyembuor	1	Akwatia	3,807,829	18,000	-	25,000	15,000				8,000	7,500	20,000	93,500	-	717,586			-	811,086
172	23	Kwahu Afram Plains South	1	Tease	3,654,462	18,000	-	25,000	15,000				8,000	7,500	20,000	93,500	-	723,541			20,000	837,041
173	24	Ayensuano	1	Coaltar	2,526,364	18,000	-	25,000	15,000				8,000	7,500	20,000	93,500	-	717,586			50,000	861,086
174	25	Akuapem South	1	Aburi	5,579,529	18,000	-	25,000	15,000				8,000	7,500	20,000	93,500	-	717,586			45,000	856,086
175	26	Upper West Akim	1	Adeiso	5,472,851	18,000	-	25,000	15,000				8,000	7,500	20,000	93,500	-	717,586			55,000	866,086
176	27	New Juaben North	2	Effiduase	5,076,890	20,000	30,000	30,000	18,000				10,000	10,000	25,000	143,000	-	723,541			-	866,541
177	28	Abuakwa North	2	Kukurantumi	3,418,545	20,000	30,000	30,000	18,000				10,000	10,000	25,000	143,000	-	723,541			-	866,541
178	29	Okere	1	Adukrom	2,427,184	18,000	-	25,000	15,000				8,000	7,500	20,000	93,500	-	729,496			25,000	847,996
179	30	Atiwa East	1	Anyinam	2,783,369	18,000	-	25,000	15,000				8,000	7,500	20,000	93,500	-	717,586			-	811,086
180	31	Fanteakwa South	1	Osino	2,567,935	18,000	-	25,000	15,000				8,000	7,500	20,000	93,500	-	717,586			-	811,086
181	32	Asene-Manso-Akroso	1	Manso	2,213,570	18,000	-	25,000	15,000				8,000	7,500	20,000	93,500	-	717,586			-	811,086
182	33	Achiase	1	Achiase	2,526,364	18,000	-	25,000	15,000				8,000	7,500	20,000	93,500	-	693,765			-	787,265
TOTAL					159,617,738	620,000	390,000	890,000	534,000	-	-	-	290,000	280,000	725,000	3,729,000	-	22,084,326	61,728,920	-	555,000	88,097,246

Appendix 7E: 2024 MMDAs Indicative Ceilings (GH¢) – Central Region

REGION / MMDA					COMPENSATION	GOG GOODS AND SERVICE TRANSFER											CAPEX	Other Sources				
CODE	No.	MMDAs	Status	Capital	Amount	Wrks. Dept.	Roads	Agric.	Physical Planning	Budget & Rating Dept.	Waste Mgt. Dept.	Legal Dept.	Dept. of HR	Dept. of Statistics	Social Welfare & Comm. Dev.	Total Goods & Services	Capital Expenditure	DACF-RFG	Secondary Cities	SOCO Project	UNICEF-ISS SW&CD	Grand Total
CENTRAL REGION																						
CODE	No.	MMDAs	Status	Capital	-	-	-	-	-						-							-
190	1	Abura/ Asebu/ Kwamankese	1	Abura Dunkwa	4,944,768	18,000	-	25,000	15,000				8,000	7,500	20,000	93,500	-	729,496			-	822,996
191	2	Agona West	2	Swedru	6,114,312	20,000	30,000	30,000	18,000				10,000	10,000	25,000	143,000	-	723,541	17,304,210		35,000	18,205,751
192	3	Ajumako/Enyan/Esiam	1	Ajumako	5,247,754	18,000	-	25,000	15,000				8,000	7,500	20,000	93,500	-	729,496			30,000	852,996
193	4	Asikuma-Odoben-Brakwa-Breman	1	Breman Asikuma	4,837,717	18,000	-	25,000	15,000				8,000	7,500	20,000	93,500	-	717,586			30,000	841,086
194	5	Assin Fosu	2	Assin Fosu	5,994,831	20,000	30,000	30,000	18,000				10,000	10,000	25,000	143,000	-	723,541	6,474,072		30,000	7,370,613
195	6	Effutu	2	Winneba	6,226,202	20,000	30,000	30,000	18,000				10,000	10,000	25,000	143,000	-	717,586			35,000	895,586
196	7	Cape Coast	3	Cape Coast	13,029,923	25,000	30,000	25,000	20,000	15,000	15,000	10,000	10,000	10,000	30,000	190,000	-	729,496			35,000	954,496
197	8	Gomoa West	1	Apam	4,220,658	18,000	-	25,000	15,000				8,000	7,500	20,000	93,500	-	729,496			30,000	852,996
198	9	Komenda-Edina-Eguafo-Abrim	2	Elmina	5,519,078	20,000	30,000	30,000	18,000				10,000	10,000	25,000	143,000	-	729,496			30,000	902,496
199	10	Mfantsiman Mun	2	Saltpond	5,657,812	20,000	30,000	30,000	18,000				10,000	10,000	25,000	143,000	-	559,790	18,466,744		30,000	19,199,534
200	11	Twifu Ati Morkwa	1	Twifu Praso	4,658,044	18,000	-	25,000	15,000				8,000	7,500	20,000	93,500	-	723,541			25,000	842,041
201	12	Upper Denkyira East	2	Dunkwa-on-Offin	5,499,201	20,000	30,000	30,000	18,000				10,000	10,000	25,000	143,000	-	723,541			30,000	896,541
202	13	Assin South	1	Kyekewere / Nsuaem	4,053,323	18,000	-	25,000	15,000				8,000	7,500	20,000	93,500	-	723,541			30,000	847,041
203	14	Gomoa Central	1	Afransi	3,896,143	18,000	-	25,000	15,000				8,000	7,500	20,000	93,500	-	723,541			-	817,041
204	15	Awutu Senya	1	Awutu Beraku	5,211,966	18,000	-	25,000	15,000				8,000	7,500	20,000	93,500	-	559,790			35,000	688,290
205	16	Upper Denkyira West	1	Diaso	3,120,739	18,000	-	25,000	15,000				8,000	7,500	20,000	93,500	-	723,541			30,000	847,041
206	17	Agona East	1	Nsaba	4,016,413	18,000	-	25,000	15,000				8,000	7,500	20,000	93,500	-	717,586			-	811,086
207	18	Awutu Senya East	2	Kasoa	6,329,600	20,000	30,000	30,000	18,000				10,000	10,000	25,000	143,000	-	723,541	837,901		45,000	1,749,441
208	19	Ekumfi	1	Essarkyir	2,910,631	18,000	-	25,000	15,000				8,000	7,500	20,000	93,500	-	717,586			25,000	836,086
209	20	Hemang Lower Denkyira	1	Hemang	3,678,738	18,000	-	25,000	15,000				8,000	7,500	20,000	93,500	-	723,541			25,000	842,041
210	21	Assin North	1	Assin Bereku	862,917	18,000	-	25,000	15,000				8,000	7,500	20,000	93,500	-	723,541			30,000	847,041
211	22	Gomoa East	1	Potsin	941,174	18,000	-	25,000	15,000				8,000	7,500	20,000	93,500	-	729,496			35,000	857,996
TOTAL					106,971,945	417,000	240,000	585,000	356,000	15,000	15,000	10,000	192,000	185,000	485,000	2,500,000	-	15,602,304	43,082,927	-	595,000	61,780,231

Appendix 7F: 2024 MMDAs Indicative Ceilings (GH¢) – Western and Western North

REGION / MMDA					COMPENSATION	GOG GOODS AND SERVICE TRANSFER											CAPEX	Other Sources				
CODE	No.	MMDAs	Status	Capital	Amount	Wrks. Dept.	Roads	Agric.	Physical Planning	Budget & Rating Dept.	Waste Mgt. Dept.	Legal Dept.	Dept. of HR	Dept. of Statistics	Social Welfare & Comm. Dev.	Total Goods & Services	Capital Expenditure	DACF-RFG	Secondary Cities	SOCO Project	UNICEF-ISS SW&CD	Grand Total
WESTERN REGION																						
CODE	No.	MMDAs	Status	Capital	-	-	-	-	-						-							-
220	1	Ahanta West	2	Agona Nkwanta	5,278,472	20,000	30,000	30,000	18,000				10,000	10,000	25,000	143,000	-	699,720	9,353,784		30,000	10,226,504
223	2	Jomoro	2	Half-Assini	3,746,764	20,000	30,000	30,000	18,000				10,000	10,000	25,000	143,000	-	705,675			30,000	878,675
225	3	Wassa East	1	Daboase	4,424,889	18,000	-	30,000	15,000				8,000	7,500	20,000	98,500	-	699,720			30,000	828,220
226	4	Nzema East Municipal	2	Axim	3,689,703	20,000	30,000	30,000	18,000				10,000	10,000	25,000	143,000	-	729,496			-	872,496
228	5	Sekondi Takoradi Metro	3	Sekondi	16,011,361	25,000	30,000	30,000	20,000	15,000	15,000	10,000	10,000	10,000	30,000	195,000	-	699,720			35,000	929,720
229	6	Wassa Amenfi West	2	Asankragua	3,989,075	20,000	30,000	30,000	18,000				10,000	10,000	25,000	143,000	-	699,720			-	842,720
230	7	Tarkwa Nsuaem Municipal	2	Tarkwa	6,468,891	20,000	30,000	30,000	18,000				10,000	10,000	25,000	143,000	-	699,720			-	842,720
232	8	Wassa Amenfi East	2	Wassa Akropong	4,116,337	20,000	30,000	30,000	18,000				10,000	10,000	25,000	143,000	-	729,496			25,000	897,496
233	9	Shama	1	Shama	5,077,858	18,000	-	25,000	15,000				8,000	7,500	20,000	93,500	-	699,720			30,000	823,220
234	10	Prestea-Huni-Valley	2	Bogoso	4,537,433	20,000	30,000	30,000	18,000				10,000	10,000	25,000	143,000	-	693,765			25,000	861,765
236	11	Ellembele	1	Nkroful	3,984,325	18,000	-	25,000	15,000				8,000	7,500	20,000	93,500	-	717,586			30,000	841,086
238	12	Amenfi Central	1	Manso Amenfi	2,336,620	18,000	-	25,000	15,000				8,000	7,500	20,000	93,500	-	699,720			-	793,220
239	13	Mpohor	1	Mpohor	3,198,038	18,000	-	25,000	15,000				8,000	7,500	20,000	93,500	-	699,720			25,000	818,220
	14	Effia Kwesimintsim	2	Kwesimintim	2,336,620	20,000	30,000	30,000	18,000				10,000	10,000	25,000	143,000	-	699,720	28,705,875		30,000	29,578,595
TOTAL					69,196,387	275,000	270,000	400,000	239,000	15,000	15,000	10,000	130,000	127,500	330,000	1,811,500	-	9,873,496	38,059,659	-	290,000	50,034,655
															-							
WESTERN NORTH REGION																						
CODE	No.	MMDAs	Status	Capital	-	-	-	-	-						-							-
221	1	Aowin	2	Enchi	3,598,578	20,000	30,000	30,000	18,000				10,000	10,000	25,000	143,000	-	699,720			25,000	867,720
222	2	Bibiani Anhwiaso Bekwai	2	Bibiani	7,330,709	20,000	30,000	30,000	18,000				10,000	10,000	25,000	143,000	-	729,496			30,000	902,496
224	3	Juaboso	1	Juaboso	3,461,845	18,000	-	25,000	15,000				8,000	7,500	20,000	93,500	-	699,720			-	793,220
227	4	Sefwi Wiawso Municipal	2	Sefwi Wiawso	4,209,176	20,000	30,000	30,000	18,000				10,000	10,000	25,000	143,000	-	699,720	10,483,935		30,000	11,356,655
231	5	Bia West	1	Essam-Dabiso	3,553,363	18,000	-	25,000	15,000				8,000	7,500	20,000	93,500	-	693,765			35,000	822,265
235	6	Sefwi Akontombra	1	Akontombra	2,484,557	18,000	-	25,000	15,000				8,000	7,500	20,000	93,500	-	699,720			30,000	823,220
237	7	Bia East	1	Adabokrom	2,006,508	18,000	-	30,000	15,000				8,000	7,500	20,000	98,500	-	699,720			10,000	808,220
240	8	Suaman	1	Dadieso	5,274,903	18,000	-	25,000	15,000				8,000	7,500	20,000	93,500	-	729,496			-	822,996
241	9	Bodi	1	Bodi	2,382,074	18,000	-	30,000	15,000				8,000	7,500	20,000	98,500	-	699,720			10,000	808,220
TOTAL					34,301,712	168,000	90,000	250,000	144,000	-	-	-	78,000	75,000	195,000	1,000,000	-	6,351,076	10,483,935	-	170,000	18,005,011

Appendix 7G: 2024 MMDAs Indicative Ceilings (GH¢) – Ashanti Region

REGION / MMDA					COMPENSATION	GOG GOODS AND SERVICE TRANSFER										CAPEX	Other Sources				
CODE	No.	MMDAs	Status	Capital	Amount	Wrks. Dept.	Roads	Agric.	Physical Planning	Budget & Rating Dept.	Waste Mgt. Dept.	Legal Dept.	Dept. of HR	Dept. of Statistics	Social Welfare & Comm. Dev.	Total Goods & Services	Capital Expenditure	DACF-RFG	Secondary Cities	SOCO Project	UNICEF-ISS SW&CD	Grand Total
ASHANTI REGION																					
CODE	No.	MMDAs	Status	Capital	-	-	-	-	-						-							-
250	1	Adansi South	1	New Edubiase	4,331,572	18,000	-	25,000	15,000				8,000	7,500	20,000	93,500	-	723,541			35000	852,041
251	2	Obuasi	2	Obuasi	6,883,378	20,000	30,000	30,000	18,000				10,000	10,000	25,000	143,000	-	723,541	14,802,341		30,000	15,698,882
252	3	Sekyere South	1	Agona	7,418,408	18,000	-	25,000	15,000				8,000	7,500	20,000	93,500	-	723,541			-	817,041
253	4	Ahafo Ano North	2	Tepa	5,895,856	20,000	30,000	30,000	18,000				10,000	10,000	25,000	143,000	-	723,541	3,541,824		30,000	4,438,365
254	5	Ahafo Ano South East	1	Adugyama / Dwinyama	3,071,304	18,000	-	25,000	15,000				8,000	7,500	20,000	93,500	-	559,790			30,000	683,290
255	6	Bekwai Municipal	2	Bekwai	7,257,433	20,000	30,000	30,000	18,000				10,000	10,000	25,000	143,000	-	723,541			60,000	926,541
256	7	Amansie West	1	Manso-Nkwanta	4,101,660	18,000	-	25,000	15,000				8,000	7,500	20,000	93,500	-	735,451			30,000	858,951
257	8	Asante Akim / Central Mun	2	Konongo-Odumase	9,682,354	20,000	30,000	30,000	18,000				10,000	10,000	25,000	143,000	-	723,541			-	866,541
258	9	Asante Akim South	2	Juaso	5,640,750	20,000	30,000	30,000	18,000				10,000	10,000	25,000	143,000	-	723,541			-	866,541
259	10	Atwima Nwabiagya	2	Nkawie	6,395,371	20,000	30,000	30,000	18,000				10,000	10,000	25,000	143,000	-	717,586			-	860,586
260	11	Bosomtwe	1	Kuntenase	7,809,764	18,000	-	25,000	15,000				8,000	7,500	20,000	93,500	-	717,586			-	811,086
261	12	Ejisu	2	Ejisu	7,899,727	20,000	30,000	30,000	18,000				10,000	10,000	25,000	143,000	-	571,700			45,000	759,700
262	13	Ejura Sekyredumasi	2	Ejura	7,836,625	20,000	30,000	30,000	18,000				10,000	10,000	25,000	143,000	-	723,541			30,000	896,541
263	14	Kumasi	3	Kumasi	23,268,923	25,000	30,000	25,000	20,000	15,000	15,000	10,000	10,000	10,000	30,000	190,000	-	717,586			50,000	957,586
264	15	Kwabre East	2	Mamponteng	6,698,177	20,000	30,000	30,000	18,000				10,000	10,000	25,000	143,000	-	723,541	32,872,752		45,000	33,784,293
265	16	Offinso Municipal	2	Offinso	7,291,217	20,000	30,000	30,000	18,000				10,000	10,000	25,000	143,000	-	723,541			35,000	901,541
266	17	Sekyere East	1	Effiduase	6,096,803	18,000	-	25,000	15,000				8,000	7,500	20,000	93,500	-	717,586			45,000	856,086
267	18	Mampong	2	Mampong	8,311,187	20,000	30,000	30,000	18,000				10,000	10,000	25,000	143,000	-	723,541			-	866,541
268	19	Adansi North	1	Fomena	4,688,516	18,000	-	25,000	15,000				8,000	7,500	20,000	93,500	-	723,541			-	817,041
269	20	Amansie Central	1	Jacobu	5,189,932	18,000	-	25,000	15,000				8,000	7,500	20,000	93,500	-	729,496			30000	852,996
270	21	Atwima Mponua	1	Nyinahin	4,705,509	18,000	-	25,000	15,000				8,000	7,500	20,000	93,500	-	717,586			30,000	841,086
271	22	Offinso North	1	Akomadan	5,057,985	18,000	-	25,000	15,000				8,000	7,500	20,000	93,500	-	717,586			35,000	846,086
272	23	Afigya Kwabre South	1	Kodie	7,842,267	18,000	-	25,000	15,000				8,000	7,500	20,000	93,500	-	723,541			35,000	852,041
273	24	Bosome Freho	1	Asiwa	3,900,637	18,000	-	25,000	15,000				8,000	7,500	20,000	93,500	-	729,496			30,000	852,996
274	25	Atwima Kwanwoma	1	Foase	4,101,660	18,000	-	25,000	15,000				8,000	7,500	20,000	93,500	-	723,541			60,000	877,041
275	26	Sekyere Kumawu	1	Kumawu	3,464,743	18,000	-	25,000	15,000				8,000	7,500	20,000	93,500	-	723,541			-	817,041
276	27	Sekyere Central	1	Nsuta	5,493,126	18,000	-	25,000	15,000				8,000	7,500	20,000	93,500	-	717,586			-	811,086
277	28	Asokore Mampong	2	Asokore	6,914,197	20,000	30,000	30,000	18,000				10,000	10,000	25,000	143,000	-	717,586			30,000	890,586
278	29	Asante Akim North	1	Agogo	7,147,227	18,000	-	25,000	15,000				8,000	7,500	20,000	93,500	-	723,541			-	817,041
279	30	Sekyere Afram Plains	1	Drobonso	2,391,100	18,000	-	27,555	15,000				8,000	7,500	20,000	96,055	-	723,541			-	819,596
280	31	Oforikrom	2	Oforikrom	5,368,019	20,000	30,000	30,000	18,000				10,000	10,000	25,000	143,000	-	723,541			35,000	901,541
281	32	Kwadaso	2	Kwadaso	5,439,251	20,000	30,000	30,000	18,000				10,000	10,000	25,000	143,000	-	723,541			-	866,541
282	33	Old Tafo	2	Old Tafo	4,931,347	20,000	30,000	30,000	18,000				10,000	10,000	25,000	143,000	-	723,541	18,870,720		-	19,737,261
283	34	Asokwa	2	Asokwa	5,589,440	20,000	30,000	30,000	18,000				10,000	10,000	25,000	143,000	-	729,496	20,730,930		-	21,603,426
284	35	Suame	2	Suame	6,673,921	20,000	30,000	30,000	18,000				10,000	10,000	25,000	143,000	-	723,541	20,418,968		-	21,285,509
285	36	Juaben	2	Juaben	4,036,649	20,000	30,000	30,000	18,000				10,000	10,000	25,000	143,000	-	729,496			-	872,496
286	37	Ahafo Ano South West	1	Mankraso	5,423,048	18,000	-	25,000	15,000				8,000	7,500	20,000	93,500	-	723,541			-	817,041
287	38	Amansie South	1	Edubia	3,097,653	18,000	-	25,000	15,000				8,000	7,500	20,000	93,500	-	723,541			-	817,041
288	39	Atwima Nwabiagya	1	Barekese	4,070,320	18,000	-	25,000	15,000				8,000	7,500	20,000	93,500	-	729,496			-	822,996
289	40	Akrofuom	1	Akrofuom	2,847,717	18,000	-	25,000	15,000				8,000	7,500	20,000	93,500	-	723,541			-	817,041
450	41	Adansi Asokwa	1	Asokwa	3,507,794	18,000	-	25,000	15,000				8,000	7,500	20,000	93,500	-	723,541			-	817,041
451	42	Obuasi East	1	Tutuka	4,517,980	18,000	-	25,000	15,000				8,000	7,500	20,000	93,500	-	729,496			-	822,996
452	43	Afigya Kwabre North	1	Boaman	2,759,167	18,000	-	25,000	15,000				8,000	7,500	20,000	93,500	-	729,496			-	822,996
TOTAL					255,049,715	817,000	570,000	1,167,555	704,000	15,000	15,000	10,000	382,000	370,000	960,000	5,010,555	-	30,802,614	111,237,535	-	750,000	147,800,704

Appendix 7H: 2024 MMDAs Indicative Ceilings (GH¢) – Ahafo, Bono East and Bono

REGION / MMDA					COMPENSATION	GOG GOODS AND SERVICE TRANSFER											CAPEX	Other Sources				
CODE	No.	MMDAs	Status	Capital	Amount	Wrks. Dept.	Roads	Agric.	Physical Planning	Budget & Rating Dept.	Waste Mgt. Dept.	Legal Dept.	Dept. of HR	Dept. of Statistics	Social Welfare & Comm. Dev.	Total Goods & Services	Capital Expenditure	DACF-RFG	Secondary Cities	SOCO Project	UNICEF-ISS SW&CD	Grand Total
AHAFO REGION																						
CODE	**No.**	**MMDAs**	**Status**	**Capital**	-	-	-	-	-						-							-
290	1	Asunafo North Municipal	2	Goaso	6,695,485	20,000	30,000	30,000	18,000				10,000	10,000	25,000	143,000	-	559,790	10,478,424		30,000	11,211,214
291	2	Asutifi North	1	Kenyasi	4,584,140	18,000	-	25,000	15,000				8,000	7,500	20,000	93,500	-	723,541			30,000	847,041
230	3	Tano South	2	Bechem	7,186,715	20,000	30,000	30,000	18,000				10,000	10,000	25,000	143,000	-	723,541			30,000	896,541
312	4	Asutifi South	1	Hwidiem	3,355,308	18,000	-	25,000	15,000				8,000	7,500	20,000	93,500	-	729,496			25,000	847,996
307	5	Asunafo South	1	Kukuom	4,519,457	18,000	-	30,000	15,000				8,000	7,500	20,000	98,500	-	723,541			30,000	852,041
308	6	Tano North	2	Duayaw Nkwanta	3,355,308	20,000	30,000	30,000	18,000				10,000	10,000	25,000	143,000	-	723,541			25,000	891,541
TOTAL					29,696,414	114,000	90,000	170,000	99,000	-	-	-	54,000	52,500	135,000	714,500	-	4,183,448	10,478,424	-	170,000	15,546,372
													-									
BONO EAST REGION																						
CODE	**No.**	**MMDAs**	**Status**	**Capital**	-	-	-	-	-						-							-
292	1	Atebubu Amantin	2	Atebubu	5,332,132	20,000	30,000	30,000	18,000				10,000	10,000	25,000	143,000	-	717,586			30,000	890,586
296	2	Kintampo North Municipal	2	Kintampo	7,791,475	20,000	30,000	30,000	18,000				10,000	10,000	25,000	143,000	-	723,541			35,000	901,541
297	3	Nkoranza South Municipal	2	Nkoranza	5,189,434	20,000	30,000	30,000	18,000				10,000	10,000	25,000	143,000	-	717,586	8,385,036		-	9,245,622
298	4	Sene West	1	Kwame Danso	4,840,263	18,000	-	25,000	15,000				8,000	7,500	20,000	93,500	-	717,586			15,000	826,086
301	5	Techiman Municipal	2	Techiman	6,766,659	20,000	30,000	30,000	18,000				10,000	10,000	25,000	143,000	-	717,586	29,279,613		35,000	30,175,198
303	6	Pru East	1	Yeji	3,856,526	18,000	-	25,000	15,000				8,000	7,500	20,000	93,500	-	717,586			30,000	841,086
306	10	Kintampo South	1	Jema	5,578,066	18,000	-	25,000	15,000				8,000	7,500	20,000	93,500	-	723,541			35,000	852,041
311	7	Nkoranza North	1	Busunya	4,374,906	18,000	-	25,000	15,000				8,000	7,500	20,000	93,500	-	717,586			25,000	836,086
313	8	Techiman North	1	Tuobodom	5,638,544	18,000	-	25,000	15,000				8,000	7,500	20,000	93,500	-	723,541			40,000	857,041
314	9	Sene East	1	Kajaji	3,145,234	18,000	-	25,000	15,000				8,000	7,500	20,000	93,500	-	729,496			15,000	837,996
317	11	Pru West	1	Prang	1,673,337	18,000	-	25,000	15,000				8,000	7,500	20,000	93,500	-	729,496			25,000	847,996
TOTAL					54,186,577	206,000	120,000	295,000	177,000	-	-	-	96,000	92,500	240,000	1,226,500	-	7,935,127	37,664,649	-	285,000	47,111,276
													-									
BONO REGION																						
CODE	**No.**	**MMDAs**	**Status**	**Capital**	-	-	-	-	-						-							-
293	1	Berekum East	2	Berekum	4,830,960	20,000	30,000	30,000	18,000				10,000	10,000	25,000	143,000	-	723,541	15,053,445		-	15,919,986
294	2	Dormaa Central Municipal	2	Dormaa Ahinkro	5,086,732	20,000	30,000	30,000	18,000				10,000	10,000	25,000	143,000	-	729,496	7,413,945		-	8,286,441
295	3	Jaman South	2	Drobo	5,498,206	20,000	30,000	30,000	18,000				10,000	10,000	25,000	143,000	-	723,541			-	866,541
299	4	Sunyani Municipal	2	Sunyani	6,419,986	20,000	30,000	30,000	18,000				10,000	10,000	25,000	143,000	-	729,496	25,366,652		45,000	26,284,148
302	11	Wechi Municipal	2	Wenchi	7,965,819	20,000	30,000	30,000	18,000				10,000	10,000	25,000	143,000	-	729,496			30,000	902,496
304	12	Tain	1	Nsawkaw	5,704,975	18,000	-	25,000	15,000				8,000	7,500	20,000	93,500	-	717,586			30,000	841,086
305	5	Jaman North	1	Sampa	4,592,079	18,000	-	25,000	15,000				8,000	7,500	20,000	93,500	-	729,496			-	822,996
309	6	Sunyani West	2	Odumasi	7,962,326	18,000	30,000	25,000	15,000				8,000	7,500	20,000	123,500	-	723,541			45,000	892,041
310	7	Dormaa East	1	Wamfie	4,235,638	18,000	-	30,000	15,000				8,000	7,500	20,000	98,500	-	553,834			25,000	677,334
315	8	Banda	1	Banda Ahenkro	2,634,491	18,000	-	25,000	15,000				8,000	7,500	20,000	93,500	-	553,834			20,000	667,334
316	9	Dormaa West	1	Nkran Nkwanta	3,519,190	18,000	-	25,000	15,000				8,000	7,500	20,000	93,500	-	723,541			30,000	847,041
318	10	Berekum West	1	Jinijini	2,258,218	18,000	-	25,000	15,000				8,000	7,500	20,000	93,500	-	723,541			25,000	842,041
TOTAL					60,708,621	226,000	180,000	330,000	195,000	-	-	-	106,000	102,500	265,000	1,404,500	-	8,360,941	47,834,042	-	250,000	57,849,483

Appendix 7I: 2024 MMDAs Indicative Ceilings (GH¢) – Northern, Savannah and North East

REGION / MMDA					COMPENSATION	GOG GOODS AND SERVICE TRANSFER											CAPEX	Other Sources				
CODE	No.	MMDAs	Status	Capital	Amount	Wrks. Dept.	Roads	Agric.	Physical Planning	Budget & Rating Dept.	Waste Mgt. Dept.	Legal Dept.	Dept. of HR	Dept. of Statistics	Social Welfare & Comm. Dev.	Total Goods & Services	Capital Expenditure	DACF-RFG	Secondary Cities	SOCO Project	UNICEF-ISS SW&CD	Grand Total
NORTHERN REGION																						
CODE	**No.**	**MMDAs**	**Status**	**Capital**	-	-	-	-	-						-							-
331	1	Yendi Municipal	2	Yendi	4,351,947	20,000	30,000	30,000	18,000				10,000	10,000	25,000	143,000	-	565,745	10,543,632	9,123,661	30,000	20,406,037
334	2	Gushiegu	2	Gusheigu	1,863,712	20,000	30,000	30,000	18,000				10,000	10,000	25,000	143,000	-	729,496		9,324,554	30,000	10,227,050
335	3	Nanumba North	2	Bimbilla	4,224,192	20,000	30,000	30,000	18,000				10,000	10,000	25,000	143,000	-	723,541		9,023,214	-	9,889,755
336	4	Saboba	1	Saboba	3,107,862	18,000	-	25,000	15,000				8,000	7,500	20,000	93,500	-	723,541		9,525,446	30,000	10,372,487
337	5	Savelugu	2	Savelugu	4,223,276	20,000	30,000	30,000	18,000				10,000	10,000	25,000	143,000	-	717,586			55,000	915,586
338	6	Tolon	1	Tolon	6,636,738	18,000	-	25,000	15,000				8,000	7,500	20,000	93,500	-	717,586			45,000	856,086
339	7	Tamale Metropolis	3	Tamale	16,265,341	25,000	30,000	30,000	20,000	15,000	15,000	10,000	10,000	10,000	30,000	195,000	-	729,496		10,730,804	30,000	11,685,300
342	8	Zabzugu	1	Zabzugu	2,813,125	18,000	-	25,000	15,000				8,000	7,500	20,000	93,500	-	717,586			-	811,086
346	9	Karaga	1	Karaga	3,685,630	18,000	-	25,000	15,000				8,000	7,500	20,000	93,500	-	729,496		9,625,893	30,000	10,478,889
347	10	Nanumba South	1	Wulensi	3,061,549	18,000	-	25,000	15,000				8,000	7,500	20,000	93,500	-	729,496			-	822,996
349	11	Kpandai	1	Kpandai	3,394,778	18,000	-	25,000	15,000				8,000	7,500	20,000	93,500	-	729,496			30,000	852,996
351	12	Mion	1	Sang	3,361,711	18,000	-	25,000	15,000				8,000	7,500	20,000	93,500	-	717,586			30,000	841,086
352	13	Sagnerigu	2	Sagnerigu	2,924,656	20,000	30,000	30,000	18,000				10,000	10,000	25,000	143,000	-	729,496	43,865,465	10,781,027	45,000	55,563,987
353	14	Tatale Sanguli	1	Tatale	3,141,287	18,000	-	25,000	15,000				8,000	7,500	20,000	93,500	-	723,541		9,726,339	25,000	10,568,380
355	15	Kumbungu	1	Kumbungu	2,417,028	18,000	-	25,000	15,000				8,000	7,500	20,000	93,500	-	717,586			7,000	818,086
356	16	Nanton	1	Nanton	2,370,581	18,000	-	25,000	15,000				8,000	7,500	20,000	93,500	-	717,586			25,000	836,086
TOTAL					67,843,412	305,000	180,000	430,000	260,000	15,000	15,000	10,000	140,000	135,000	355,000	1,845,000	-	11,418,855	54,409,097	77,860,938	412,000	145,945,890
SAVANNAH REGION																						
CODE		**MMDAs**	**Status**	**Capital**	-	-	-	-	-						-							-
330	1	Bole	1	Bole	3,946,725	18,000	-	25,000	15,000				8,000	7,500	20,000	93,500	-	717,586		8,922,768	30,000	9,763,853
332	2	East Gonja	2	Salaga	3,360,680	20,000	30,000	30,000	18,000				10,000	10,000	25,000	143,000	-	723,541	5,368,935		-	6,235,476
340	3	West Gonja	1	Damango	3,134,179	18,000	-	25,000	15,000				8,000	7,500	20,000	93,500	-	723,541	4,823,280		-	5,640,321
343	4	Sawla Tuna Kalba	1	Sawla	3,283,217	18,000	-	25,000	15,000				8,000	7,500	20,000	93,500	-	729,496		9,676,116	25,000	10,524,112
345	5	Central Gonja	1	Buipe	3,005,326	18,000	-	25,000	15,000				8,000	7,500	20,000	93,500	-	717,586			45,000	856,086
350	6	North Gonja	1	Daboya	2,633,165	18,000	-	25,000	15,000				8,000	7,500	20,000	93,500	-	717,586		9,073,438	-	9,884,523
358	7	North East Gonja	1	Kpalbe	1,895,362	18,000	-	25,000	15,000				8,000	7,500	20,000	93,500	-	699,720		8,872,545	45,000	9,710,764
TOTAL					21,258,655	128,000	30,000	180,000	108,000	-	-	-	58,000	55,000	145,000	704,000	-	5,029,054	10,192,215	36,544,866	145,000	52,615,135
NORTH EAST REGION																						
CODE		**MMDAs**	**Status**	**Capital**	-	-	-	-	-						-							-
333	1	East Mamprusi	2	Gambaga	1,977,553	20,000	30,000	30,000	18,000				10,000	10,000	25,000	143,000	-	723,541	11,374,950	10,178,348	25,000	22,444,839
341	2	West Mamprusi	2	Walewale	1,967,860	20,000	30,000	30,000	18,000				10,000	10,000	25,000	143,000	-	723,541		9,877,009	30,000	10,773,550
344	3	Bunkpurugu Nakpanduri	1	Bunkpurugu	2,317,432	18,000	-	25,000	15,000				8,000	7,500	20,000	93,500	-	717,586		10,379,241	25,000	11,215,327
348	4	Chereponi	1	Chereponi	3,050,926	18,000	-	25,000	15,000				8,000	7,500	20,000	93,500	-	717,586		9,274,330	-	10,085,416
354	5	Mamprugu Moagduri	1	Yagaba	2,755,327	18,000	-	25,000	15,000				8,000	7,500	20,000	93,500	-	717,586		9,776,563	30,000	10,617,648
357	6	Yunyoo Nasuan	1	Yunyoo	1,109,099	18,000	-	25,000	15,000				8,000	7,500	20,000	93,500	-	717,586		10,329,018	25,000	11,165,103
TOTAL					13,178,197	112,000	60,000	160,000	96,000	-	-	-	52,000	50,000	130,000	660,000	-	4,317,423	11,374,950	59,814,509	135,000	76,301,883

Appendix 7J: 2024 MMDAs Indicative Ceilings (GH¢) – Upper East and Upper West

REGION / MMDA					COMPENSATION	GOG GOODS AND SERVICE TRANSFER											CAPEX	Other Sources				
CODE	No.	MMDAs	Status	Capital	Amount	Wrks. Dept.	Roads	Agric.	Physical Planning	Budget & Rating Dept.	Waste Mgt. Dept.	Legal Dept.	Dept. of HR	Dept. of Statistics	Social Welfare & Comm. Dev.	Total Goods & Services	Capital Expenditure	DACF-RFG	Secondary Cities	SOCO Project	UNICEF-ISS SW&CD	Grand Total
UPPER EAST REGION																						
CODE		MMDAs	Status	Capital	-	-	-	-	-						-							-
360	1	Bawku	2	Bawku	3,366,727	20,000	30,000	30,000	18,000				10,000	10,000	25,000	143,000	-	717,586	12,328,327	11,132,589	45,000	24,366,502
361	2	Bawku West	1	Zebilla	2,264,470	18,000	-	25,000	15,000				8,000	7,500	20,000	93,500	-	717,586		10,580,134	45,000	11,436,219
362	3	Bolgatanga	2	Bolgatanga	4,767,412	20,000	30,000	30,000	18,000				10,000	10,000	25,000	143,000	-	717,586	14,236,173	10,981,920	45,000	26,123,678
363	4	Bongo	1	Bongo	1,814,739	18,000	-	25,000	15,000				8,000	7,500	20,000	93,500	-	717,586		10,931,696	50,000	11,792,782
364	5	Builsa North	1	Sandema	1,957,650	18,000	-	25,000	15,000				8,000	7,500	20,000	93,500	-	553,834		10,228,571	30,000	10,905,906
365	6	Kassena Nankana East	2	Navrongo	3,819,253	20,000	30,000	30,000	18,000				10,000	10,000	25,000	143,000	-	717,586		10,680,580	35,000	11,576,166
366	7	Talensi	1	Tongo	4,647,036	18,000	-	25,000	15,000				8,000	7,500	20,000	93,500	-	717,586		10,630,357	45,000	11,486,443
367	8	Garu	1	Garu	4,191,422	18,000	-	25,000	15,000				8,000	7,500	20,000	93,500	-	717,586		10,831,250	35,000	11,677,336
368	9	Kassena Nankana West	1	Paga	3,649,168	18,000	-	25,000	15,000				8,000	7,500	20,000	93,500	-	717,586		10,529,911	35,000	11,375,996
369	10	Binduri	1	Binduri	2,274,838	18,000	-	25,000	15,000				8,000	7,500	20,000	93,500	-	717,586		11,032,143	45,000	11,888,228
370	11	Pusiga	1	Pusiga	3,085,265	18,000	-	25,000	15,000				8,000	7,500	20,000	93,500	-	717,586		11,082,366	35,000	11,928,452
371	12	Nabdam	1	Nangodi	2,476,685	18,000	-	25,000	15,000				8,000	7,500	20,000	93,500	-	717,586		10,429,464	45,000	11,285,550
372	13	Builsa South	1	Fumbisi	2,826,576	18,000	-	25,000	15,000				8,000	7,500	20,000	93,500	-	717,586		10,278,795	35,000	11,124,880
373	14	Bolgatanga East	1	Zuarungu	2,802,175	18,000	-	25,000	15,000				8,000	7,500	20,000	93,500	-	717,586		10,479,688	35,000	11,325,773
374	15	Tempane	1	Tempane	3,097,297	18,000	-	25,000	15,000				8,000	7,500	20,000	93,500	-	717,586		10,881,473	45,000	11,737,559
TOTAL					47,040,713	276,000	90,000	390,000	234,000	-	-	-	126,000	120,000	315,000	1,551,000	-	10,600,031	26,564,500	160,710,937	605,000	200,031,468
																						-
UPPER WEST REGION																						
CODE		MMDAs	Status	Capital	-	-	-	-	-						-							-
380	1	Jirapa	2	Jirapa	4,444,801	20,000	30,000	30,000	18,000				10,000	10,000	25,000	143,000	-	723,541		9,575,670	45,000	10,487,210
381	2	Lawra	2	Lawra	3,944,514	20,000	30,000	30,000	18,000				10,000	10,000	25,000	143,000	-	717,586		10,128,125	50,000	11,038,711
382	3	Nadowli Kaleo	1	Nadowli	4,603,096	18,000	-	25,000	15,000				8,000	7,500	20,000	93,500	-	717,586		9,224,107	45,000	10,080,193
383	4	Sissala East	2	Tumu	4,184,289	20,000	30,000	30,000	18,000				10,000	10,000	25,000	143,000	-	565,745		10,027,679	45,000	10,781,423
384	5	Wa	2	Wa	4,827,219	20,000	30,000	30,000	18,000				10,000	10,000	25,000	143,000	-	723,541	23,180,989	9,425,000	50,000	33,522,529
385	6	Wa West	1	Wechiaw	3,383,953	18,000	-	25,000	15,000				8,000	7,500	20,000	93,500	-	717,586		9,977,455	45,000	10,833,541
386	7	Wa East	1	Funsi	2,788,456	18,000	-	25,000	15,000				8,000	7,500	20,000	93,500	-	717,586		9,927,232	35,000	10,773,318
387	8	Sissala West	1	Gwollu	2,855,304	18,000	-	25,000	15,000				8,000	7,500	20,000	93,500	-	717,586		9,374,777	30,000	10,215,862
388	9	Lambusie Karni	1	Lambussie	2,387,796	18,000	-	25,000	15,000				8,000	7,500	20,000	93,500	-	729,496		9,826,786	30,000	10,679,782
389	10	Nandom	1	Nandom	2,593,955	18,000	-	25,000	15,000				8,000	7,500	20,000	93,500	-	723,541		10,077,902	35,000	10,929,943
390	11	Daffama Bussie Issa	1	Issa	2,688,549	18,000	-	13,064	15,000				8,000	7,500	20,000	81,564	-	723,541		9,475,223	35,000	10,315,328
TOTAL					38,701,931	206,000	120,000	283,064	177,000	-	-	-	96,000	92,500	240,000	1,214,564	-	7,777,331	23,180,989	107,039,955	445,000	139,657,839
GROUND TOTAL					1,221,857,493	4,954,000	3,420,000	7,085,619	4,266,000	90,000	90,000	60,000	2,314,000	2,240,000	5,815,000	30,334,619	-	184,220,095	525,045,227	477,712,500	5,924,000	1,223,236,440

Appendix 8A: Monetary Indicators (GH¢ Million)

	Levels (GH¢ Millions)			(Year- on- Year)					
				As at end-Sept. 2021		As at end-Sept. 2022		As at end-Sept. 2023	
	Sep-21	Sep-22	Sep-23	abs	per cent	abs	per cent	abs	per cent
Reserve Money	39,156.1	39,156.1	39,156.1	8,818.1	29.1	14,347.8	36.6	9,992.3	18.7
Narrow Money (M1)	61,153.9	61,153.9	61,153.9	8,415.5	16.0	8,518.1	13.9	30,729.2	44.1
Broad Money (M2)	96,838.7	96,838.7	96,838.7	11,974.7	14.1	13,774.9	14.2	48,034.1	43.4
Broad Money (M2+)	124,596.6	124,596.6	124,596.6	15,462.2	14.2	35,561.0	28.5	59,004.6	36.8
Currency with the Public	18,812.4	18,812.4	18,812.4	2,406.2	14.7	4,973.7	26.4	8,047.9	33.8
Demand Deposits	42,341.5	42,341.5	42,341.5	6,009.3	16.5	3,544.3	8.4	22,681.3	49.4
Savings & Time Deposits	35,684.8	35,684.8	35,684.8	3,559.2	11.1	5,256.8	14.7	17,304.9	42.3
Foreign Currency Deposits	27,757.9	27,757.9	27,757.9	3,487.5	14.4	21,786.1	78.5	10,970.5	22.1
Sources of M2+									
Net Foreign Assets (NFA)	15,199.5	(16,665.3)	(1,699.2)	(4,106.8)	(21.3)	(31,864.8)	(209.6)	14,966.1	(89.8)
BOG	16,504.3	(16,871.1)	(16,263.1)	(53.2)	(0.3)	(33,375.4)	(202.2)	608.0	(3.6)
DMBs	(1,304.8)	205.8	14,564.0	(4,053.6)	(147.5)	1,510.6	(115.8)	14,358.2	6,977.0
Net Domestic Assets (NDA)	109,397.1	176,822.9	220,861.3	19,569.0	21.8	67,425.8	61.6	44,038.5	24.9
Claims on Government (net)	77,648.3	108,948.9	118,393.2	16,560.4	27.1	31,300.6	40.3	9,444.3	8.7
BOG	31,179.4	62,420.5	62,865.8	1,309.8	4.4	31,241.1	100.2	445.3	0.7
DMBs	46,468.9	46,528.4	55,527.4	15,250.7	48.9	59.5	0.1	8,999.0	19.3
Claims on Public Sector	6,989.3	9,052.9	6,952.0	777.6	12.5	2,063.6	29.5	(2,101.0)	(23.2)
BOG	1,934.8	2,163.5	870.4	920.7	90.8	228.7	11.8	(1,293.2)	(59.8)
DMBs	5,054.5	6,889.4	6,081.6	(143.2)	(2.8)	1,834.9	36.3	(807.8)	(11.7)
Claims on Private Sector	45,710.9	64,956.8	74,757.1	4,323.0	10.4	19,246.0	42.1	9,800.3	15.1
BOG	716.4	936.9	7,922.1	46.4	6.9	220.5	30.8	6,985.1	745.5
DMBs	44,994.4	64,019.9	66,835.1	4,276.6	10.5	19,025.5	42.3	2,815.2	4.4
Other Items (Net) (OIN) \2	(20,951.4)	(6,135.8)	20,759.0	(2,092.0)	11.1	14,815.6	(70.7)	26,894.8	(438.3)
o/w BOG OMO (Sterilisation)	(6,321.7)	(6,940.4)	(36,582.7)	3,414.0	(35.1)	(618.8)	9.8	(29,642.3)	427.1

Source: Bank of Ghana

Appendix 8B: Sectorial Distribution of Bank Outstanding Credit

	Levels (GH¢ Millions)			Year -On-Year Variation					
				As at end-Sept. 2021		As at end-Sept. 2022		As at end-Sept. 2023	
	Sep-21	Sep-22	Sep-23	Abs	Percent	Abs	Percent	Abs	Percent
a Public Sector	**5,054.54**	**6,889.40**	**6,081.60**	**(143.16)**	**(2.75)**	**1,834.87**	**36.30**	**(807.80)**	**(11.73)**
b Private Sector	**44,994.41**	**64,019.90**	**66,835.08**	**4,276.61**	**10.50**	**19,025.49**	**42.28**	**2,815.18**	**4.40**
Agric.,For. & Fish.	1,745.96	2,148.76	2,732.10	50.58	2.98	402.80	23.07	583.34	27.15
Export Trade	166.20	287.06	272.80	34.29	26.00	120.86	72.72	(14.26)	(4.97)
Manufacturing	5,405.73	6,997.12	7,609.11	576.39	11.94	1,591.39	29.44	611.99	8.75
Trans.,Stor., & Comm.	3,306.36	3,739.30	3,670.93	(23.45)	(0.70)	432.94	13.09	(68.37)	(1.83)
Mining & Quarrying	987.25	1,571.11	2,500.12	(133.31)	(11.90)	583.86	59.14	929.01	59.13
Import Trade	1,389.85	2,103.13	4,888.34	31.41	2.31	713.28	51.32	2,785.21	132.43
Construction	4,735.00	7,183.99	6,288.84	626.32	15.24	2,448.99	51.72	(895.14)	(12.46)
Commerce & Finance	8,253.75	12,021.62	9,890.93	818.14	11.00	3,767.87	45.65	(2,130.70)	(17.72)
Elect.,Gas & Water	2,003.66	3,141.26	2,504.19	(573.22)	(22.24)	1,137.61	56.78	(637.07)	(20.28)
Services	13,613.59	20,735.59	22,044.86	2,575.08	23.33	7,122.00	52.32	1,309.28	6.31
Miscellaneous	3,387.07	4,090.96	4,432.85	294.37	9.52	703.89	20.78	341.89	8.36
c Grand Total	**50,048.95**	**70,909.31**	**72,916.68**	**4,133.45**	**9.00**	**20,860.36**	**41.68**	**2,007.37**	**2.83**

Source: Bank of Ghana

Appendix 8C: Yield Curve (%)

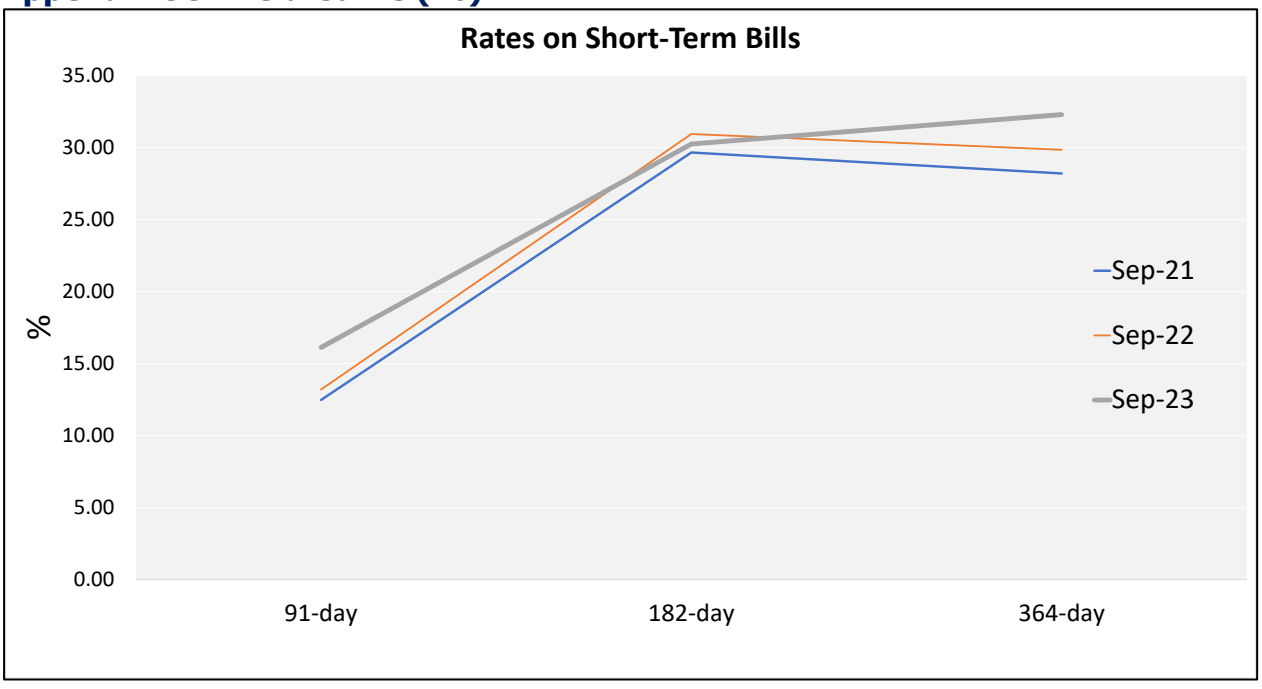

Appendix 8D: Spread between Nominal Savings and Lending Rates

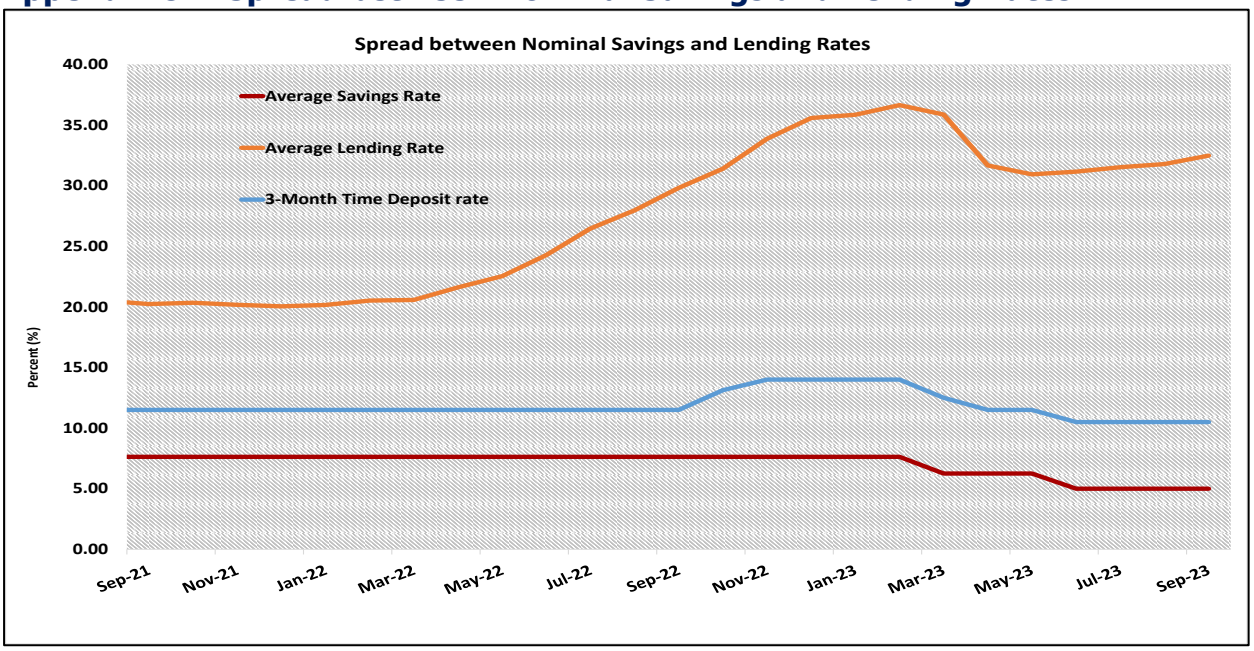

Appendix 8E: Key Development in the DMBs Balance Sheet

Key Developments in the DMBs Balance Sheet

	(GH ¢'million)				Y-on-Y Growth (%)					Shares (%)	
	Sep-21	Sep-22	Dec-22	Sep-23	Sep-21	Sep-22	Sep-23	Sep-22	Sep-23	Sep-22	Sep-23
TOTAL ASSETS	**170,248.5**	**218,086.2**	**220,963.3**	**250,688.9**	**16.8**	**28.1**	***14.9***	**21.3**	***13.5***	***100.0***	***100.0***
A. Foreign Assets	8,677.8	13,439.4	14,906.3	20,124.2	(22.0)	54.9	*49.7*	28.6	*35.0*	*6.2*	*8.0*
B. Domestic Assets	161,570.7	204,646.8	206,057.0	230,564.7	20.0	26.7	*12.7*	20.8	*11.9*	*93.8*	*92.0*
Investments	81,239.5	83,867.5	79,155.8	100,525.4	30.0	3.2	*19.9*	0.9	*27.0*	*38.5*	*40.1*
i. Bills	22,562.9	15,002.9	18,424.6	49,501.7	21.3	(33.5)	*229.9*	(26.0)	*168.7*	*6.9*	*19.7*
ii. Securities	58,461.1	68,649.2	60,515.9	50,763.6	33.8	17.4	*(26.1)*	9.6	*(16.1)*	*31.5*	*20.2*
Advances (Net)	43,386.8	62,819.1	60,897.7	62,564.3	8.8	44.8	*(0.4)*	33.3	*2.7*	*28.8*	*25.0*
of which Foreign Currency	12,812.3	21,464.8	18,172.9	20,820.2	7.1	67.5	*(3.0)*	55.8	*14.6*	*9.8*	*8.3*
Gross Advances	**50,048.9**	**70,909.3**	**70,000.2**	**72,916.1**	9.0	41.7	*2.8*	31.9	*4.2*	*32.5*	*29.1*
Other Assets	7,734.7	12,423.9	12,541.6	14,438.7	27.1	60.6	*16.2*	53.1	*15.1*	*5.7*	*5.8*
Fixed Assets	5,286.2	5,637.9	7,053.5	7,805.3	11.4	6.7	*38.4*	6.7	*10.7*	*2.6*	*3.1*
TOTAL LIABILITIES AND CAPITAL	**170,248.5**	**218,086.2**	**220,963.3**	**250,688.9**	**16.8**	**28.1**	***14.9***	**21.3**	***13.5***	***100.0***	***100.0***
Total Deposits	**113,825.8**	**146,734.3**	**157,913.0**	**195,499.6**	**16.4**	**28.9**	***33.2***	**21.2**	***23.8***	***67.3***	***78.0***
of which Foreign Currency	29,436.5	49,083.8	44,783.9	63,222.0	15.5	66.7	*28.8*	69.2	*41.2*	*22.5*	*25.2*
Total Borrowings	20,319.9	25,751.7	18,921.5	14,523.0	23.2	26.7	*(43.6)*	16.8	*(23.2)*	*11.8*	*5.8*
Foreign Liabilities	10,557.1	14,481.7	8,209.1	6,173.9	23.2	37.2	*(57.4)*	21.1	*(24.8)*	*6.6*	*2.5*
i. Short-term borrowings	4,372.3	5,882.0	2,685.6	1,384.8	16.0	34.5	*(76.5)*	9.2	*(48.4)*	*2.7*	*0.6*
ii. Long-term borrowings	5,136.5	6,662.0	4,779.2	3,883.9	16.8	29.7	*(41.7)*	21.3	*(18.7)*	*3.1*	*1.5*
iii. Deposits of non-residents	1,048.2	1,937.7	744.3	901.6	160.9	84.9	*(53.5)*	80.4	*21.1*	*0.9*	*0.4*
Domestic Liabilities	135,067.9	175,828.7	183,945.3	219,115.5	15.6	30.2	*24.6*	23.7	*19.1*	*80.6*	*87.4*
i. Short-term borrowing	8,776.6	11,831.6	10,085.8	8,324.7	34.7	34.8	*(29.6)*	18.0	*(17.5)*	*5.4*	*3.3*
ii. Long-term Borrowings	2,034.6	1,376.1	1,370.9	929.6	12.1	(32.4)	*(32.4)*	21.4	*(32.2)*	*0.6*	*0.4*
iii. Domestic Deposits	112,777.5	144,796.6	157,168.7	194,598.0	15.8	28.4	*34.4*	20.7	*23.8*	*66.4*	*77.6*
Other Liabilities	12,544.6	18,681.9	16,223.4	15,572.2	11.6	48.9	*(16.6)*	57.0	*(4.0)*	*8.6*	*6.2*
Paid-up capital	9,757.3	10,386.1	10,386.1	10,432.1	0.2	6.4	*0.4*	2.2	*0.4*	*4.8*	*4.2*
Shareholders' Funds	23,558.2	26,918.3	27,905.4	24,541.9	16.5	14.3	*(8.8)*	8.5	*(12.1)*	*12.3*	***9.8***

Source: Bank of Ghana

Appendix 8F: Financial Soundness Indicators

FINANCIAL SOUNDNESS INDICATORS	Sep-21	Sep-22	Dec-22	Sep-23
Solvency Indicator				
Capital Adequacy Ratio	19.9	16.4	16.6	13.8
Earnings Indicator				
Return On Assets (ROA) - Before Tax	4.6	4.5	3.1	5.3
Return On Equity (ROE) - After Tax	21.1	21.9	14.6	35.6
Liquidity Indicator				
Core Liquid assets to total assets	19.1	24.4	27.7	25.9
Broad Liquid assets to total assets	66.7	62.8	63.5	65.9
Core Liquid assets to short-term liabilities	25.3	31.5	35.3	31.2
Broad Liquid assets to short-term liabilities	88.1	81.0	80.7	79.4
Asset Quality Indicators				
Non Performing Loans (NPLs)	16.8	14.1	14.8	18.0
Adjusted NPLs	6.5	3.5	4.8	6.7

Source: Bank of Ghana

Appendix 8G: Interbank Exchange Rate Movements

	US$/GHC*	Monthly depreciation/ appreciation	Year-to-Date depreciation/ appreciation	GBP/GHC*	Monthly depreciation/ appreciation	Year-to-Date depreciation/ appreciation	Euro/GHC*	Monthly depreciation/ appreciation	Year-to-Date depreciation/ appreciation
2022									
Jan	6.0236	-0.3	-0.29	8.0882	0.5	0.48	6.7506	1.1	1.15
Feb	6.6004	-8.7	-9.00	8.8568	-8.7	-8.24	7.4100	-8.9	-7.85
Mar	7.1122	-7.2	-15.55	9.3515	-5.3	-13.09	7.8986	-6.2	-13.55
Apr	7.1128	0.0	-15.56	8.9333	4.7	-9.02	7.4963	5.4	-8.91
May	7.1441	-0.4	-15.93	9.0041	-0.8	-9.74	7.6650	-2.2	-10.92
June	7.2305	-1.2	-16.93	8.8043	2.3	-7.69	7.5797	1.1	-9.92
July	7.6120	-5.0	-21.10	9.2642	-5.0	-12.27	7.7658	-2.4	-12.07
Aug	8.2325	-7.5	-27.04	9.5872	-3.4	-15.23	8.2909	-6.3	-17.64
Sep	9.6048	-14.3	-37.47	10.7017	-10.4	-24.06	9.4147	-11.9	-27.47
Oct	13.0086	-26.2	-53.83	14.9541	-28.4	-45.65	12.8610	-26.8	-46.91
Nov	13.1044	-0.7	-54.17	15.6919	-4.7	-48.21	13.5813	-5.3	-49.72
Dec	8.5760	52.8	-29.97	10.3118	52.2	-21.19	9.1457	48.5	-25.34
2023									
Jan	10.7997	-20.6	-20.59	13.2863	-22.4	-22.39	11.7262	-22.0	-22.01
Feb	11.0135	-1.9	-22.13	13.3699	-0.6	-22.87	11.7182	0.1	-21.95
Mar	11.0137	0.0	-22.13	13.6218	-1.8	-24.30	11.9657	-2.1	-23.57
Apr	10.9516	0.6	-21.69	13.7624	-1.0	-25.07	12.0876	-1.0	-24.34
May	10.9715	-0.2	-21.83	13.5888	1.3	-24.12	11.6978	3.3	-21.82
June	10.9972	-0.2	-22.02	13.9879	-2.9	-26.28	12.0073	-2.6	-23.83
July	11.0034	-0.1	-22.06	14.1482	-1.1	-27.12	12.1272	-1.0	-24.59
Aug	11.0192	-0.1	-22.17	13.9514	1.4	-26.09	11.9473	1.5	-23.45
Sep	11.1285	-1.0	-22.94	13.5935	2.6	-24.14	11.7774	1.4	-22.35

Source: Bank of Ghana

Appendix 9A: Non-Tax Revenue / Internally Generated Funds (NTR/IGF)-2023 Projections Vs Actuals and 2024 Projections (GH¢'000)

GHS	2023						2024		2025	2026	2027
	Budget	Target (Jan-Sep)	Actual (Jan-Sep)	Deviation	Projected End Year (PEY)	PEY as a % of Budget	Projections	Growth Over 2022 PEY	Projections	Projections	Projections
Total Collections (a+b)	**12,142,745,065.28**	**8,993,155,659.42**	**9,376,920,978.47**	**4%**	**12,299,504,537.64**	**101%**	**14,837,843,947.07**	**21%**	**16,733,129,370.55**	**18,869,120,197.17**	**21,606,824,564.42**
a. Lodgement:	**1,515,129,797.55**	**1,161,270,000.00**	**1,053,616,303.26**	**-9%**	**1,364,821,737.68**	**90%**	**2,498,414,076.31**	**83%**	**2,892,739,169.75**	**3,261,998,510.97**	**3,996,451,960.50**
Sale of Goods and Services / Fees and Charges	941,894,247.03	725,580,000.00	689,662,204.55	**-5%**	919,549,606.07	**98%**	1,243,823,416.20	**35%**	1,501,616,940.03	1,764,260,431.78	3,100,789,868.79
Dividend	403,690,461.82	320,330,000.00	177,910,000.00	**-44%**	237,213,333.33	**59%**	344,059,508.00	**45%**	488,465,458.80	537,312,004.68	591,043,205.15
Yield from Capping	169,545,088.70	115,360,000.00	186,044,098.71	**61%**	208,058,798.28	**123%**	228,864,678.11	**10%**	251,751,145.92	276,926,260.51	304,618,886.56
Other Revenue Measures							681,666,474.00		650,905,625.00	683,499,814.00	
b. Retention:	**10,627,615,267.72**	**7,831,885,659.42**	**8,323,304,675.21**	**6%**	**10,934,682,799.96**	**103%**	**12,339,429,870.76**	**13%**	**13,840,390,200.80**	**15,607,121,686.20**	**17,610,372,603.92**
Sale of Goods and Services / Fees and Charges	10,627,615,267.72	7,831,885,659.42	8,323,304,675.21	**6%**	10,934,682,799.96	**103%**	12,339,429,870.76	**13%**	13,840,390,200.80	15,607,121,686.20	17,610,372,603.92

Appendix 9A: Non-Tax Revenue / Internally Generated Funds (NTR/IGF)-2023 Projections Vs Actuals and 2024 Projections (GH¢'000)

Sector/Ministry/Department/Agency		2024 Projections			2025 Projections			2026 Projections			2027 Projections		
	Capped Retention (%)	Collection	Retention	Lodgement	Collection	Retention	Lodgement	Collection	Retention	Lodgement	Collection	Retention	Lodgement
ADMINISTRATION SECTOR		**817,844**	**691,363**	**126,481**	**892,907**	**745,748**	**147,159**	**1,002,538**	**825,850**	**176,688**	**1,116,822**	**890,115**	**213,707**
Office of Government Machinery		**184,316**	**153,718**	**30,597**	**195,957**	**164,668**	**31,289**	**209,287**	**177,110**	**32,177**	**217,356**	**184,424**	**32,932**
Ghana Investment Promotion Centre	66	80,454	53,100	27,354	80,956	53,431	27,525	81,769	53,968	27,802	81,921	54,068	27,853
National Identification Authority	66	8,805	5,811	2,994	10,167	6,710	3,457	11,742	7,749	3,992	13,565	8,953	4,612
Ghana Card Project	100	90,948	90,948	-	100,043	100,043	-	110,047	110,047	-	115,052	115,052	-
Office of the Chief of Staff	33	372	123	249	459	152	308	572	189	384	697	230	467
State Interest and Governance Authority	100	333	333		333	333		333	333		333	333	
Internal Audit Agency	100	3,403	3,403	-	4,000	4,000	-	4,824	4,824	-	5,789	5,789	-
Office of the Head of Civil Service		**9,560**	**9,203**	**357**	**10,947**	**10,550**	**398**	**12,814**	**12,366**	**448**	**16,498**	**14,513**	**1,985**
Office of the Head of Civil Service (HQ)	-	30	-	30	35	-	35	40	-	40	40	-	40
Civil Service Training Centre	100	4,414	4,414	-	4,856	4,856	-	5,341	5,341	-	5,875	5,875	
Government Secretarial School	100	1,623	1,623	-	2,221	2,221	-	3,136	3,136		4,626	4,626	-
Institute of Technical Supervision	100	400	400	-	450	450	-	505	505	-	550	550	-
Public Records & Archives Admin. Dept.	90	2,893	2,607	287	3,145	2,831	315	3,504	3,154	350	5,061	3,185	1,876
Management Services Department	80	200	160	40	240	192	48	288	230	58	346	276	69
Public Services Commission		**77**	**25**	**52**	**80**	**27**	**54**	**84**	**28**	**56**	**87**	**29**	**58**
Public Services Commission	33	77	25	52	80	27	54	84	28	56	87	29	58
Electoral Commission		**6,631**	**4,377**	**2,255**	**276**	**182**	**94**	**257**	**169**	**87**	**618**	**408**	**210**
Electoral Commission	66	6,631	4,377	2,255	276	182	94	257	169	87	618	408	210
Ministry of Foreign Affairs and Reg. Integration		**190,425**	**164,616**	**25,808**	**212,934**	**184,029**	**28,905**	**237,960**	**205,586**	**32,374**	**266,362**	**217,103**	**36,259**
Foreign Affairs Hq.(Finance Bureau)	16	2,211	354	1,857	2,476	396	2,080	2,773	444	2,329	3,106	497	2,609
Accra International Conference Center	100	5,271	5,271	-	5,563	5,563	-	5,704	5,704	-	6,235	6,235	-
Passport Office	100	112,498	112,498	-	125,997	125,997	-	141,117	141,117	-	158,051	145,051	-
Missions	66	70,445	46,494	23,951	78,899	52,073	26,826	88,367	58,322	30,045	98,971	65,321	33,650

Appendix 9A: Non-Tax Revenue / Internally Generated Funds (NTR/IGF)-2023 Projections Vs Actuals and 2024 Projections (GH¢'000)

Sector/Ministry/Department/Agency	Capped Retention (%)	2024 Projections			2025 Projections			2026 Projections			2027 Projections		
		Collection	Retention	Lodgement	Collection	Retention	Lodgement	Collection	Retention	Lodgement	Collection	Retention	Lodgement
Ministry of Finance		**283,844**	**227,066**	**56,778**	**312,031**	**238,336**	**73,695**	**365,864**	**270,189**	**95,675**	**422,628**	**298,383**	**124,245**
Controller and Accountant-General's Department	40	93,510	37,404	56,106	121,576	48,630	72,945	158,060	63,224	94,836	205,486	82,195	123,292
General Administration and Finance	100	146,510	146,510	-	141,854	141,854	-	153,549	153,549	-	155,877	155,877	-
Ghana Statistical Service	100	29	29		26	26		28	28		45	45	
Institute of Accountancy Training	100	359	359		727	727		1,494	1,494		3,014	3,014	
Public Procurement Authority	85	4,480	3,808	672	4,996	4,247	749	5,595	4,756	839	6,354	5,401	953
Ghana Revenue Authority	100	38,957	38,957		42,853	42,853		47,138	47,138		51,852	51,852	
Independent Tax Appeals Board		**203**	**203**	**-**	**287**	**287**	**-**	**371**	**371**	**-**	**455**	**455**	**-**
Independent Tax Appeals Board	100	203	203	-	287	287	-	371	371	-	455	455	-
Securities and Exchange Commission		**73,407**	**73,407**	**-**	**82,612**	**82,612**	**-**	**87,858**	**87,858**	**-**	**96,149**	**96,149**	**-**
Securities and Exchange Commission	100	73,407	73,407		82,612	82,612		87,858	87,858		96,149	96,149	
Ministry of Local Government, Decentralization & Rural Development		**27,843**	**17,869**	**9,974**	**33,337**	**21,418**	**11,919**	**40,924**	**26,005**	**14,919**	**47,712**	**30,745**	**16,967**
Births and Deaths Registry	33	13,269	4,379	8,890	15,605	5,150	10,455	19,318	6,375	12,943	21,343	7,043	14,300
Dept. of Parks and Gardens	33	1,618	534	1,084	2,185	721	1,464	2,950	973	1,976	3,982	1,314	2,668
Institute of Local Government Studies	100	8,000	8,000	-	9,600	9,600	-	11,520	11,520	-	13,824	13,824	-
Land Use and Spatial Planning	100	4,956	4,956	-	5,947	5,947	-	7,136	7,136	-	8,564	8,564	-
Ministry of Information		**41,539**	**40,879**	**660**	**44,445**	**43,639**	**806**	**47,119**	**46,168**	**951**	**48,958**	**47,907**	**1,051**
Ghana Broadcasting Corporation	100	40,219	40,219	-	42,834	42,834	-	45,217	45,217	-	46,857	46,857	-
Ghana News Agency	50	400	200	200	415	208	208	430	215	215	445	223	223
Information Service Department	50	920	460	460	1,196	598	598	1,472	736	736	1,656	828	828

Appendix 9A: Non-Tax Revenue / Internally Generated Funds (NTR/IGF)-2023 Projections Vs Actuals and 2024 Projections (GH¢'000)

Sector/Ministry/Department/Agency	Capped Retention (%)	2024 Projections			2025 Projections			2026 Projections			2027 Projections		
		Collection	Retention	Lodgement	Collection	Retention	Lodgement	Collection	Retention	Lodgement	Collection	Retention	Lodgement
Ministry of Trade and Industry		**388,600**	**282,179**	**106,420**	**442,823**	**322,859**	**119,964**	**523,666**	**377,636**	**146,031**	**614,057**	**438,281**	**175,776**
Ghana Export Promotion Authority	66	640	423	218	704	465	239	775	511	263	852	562	290
Ghana Enterprises Agency	66	1,480	977	503	1,533	1,012	521	1,609	1,062	547	1,690	1,115	575
Ghana Free Zones Authority	94	152,988	143,808	9,179	178,571	167,857	10,714	199,741	187,756	11,984	221,826	208,516	13,310
Ghana Standards Authority	59	197,074	116,273	80,800	218,627	128,990	89,637	269,831	159,201	110,631	328,046	193,547	134,499
Ghana Regional Appropriate Technology and Industrial Service (GRATIS)	70	3,390	3,187	203	3,729	3,506	224	4,107	3,861	246	4,512	4,242	271
Ministry of Trade and Industry(HQ)	53	32,978	17,478	15,500	39,574	20,974	18,600	47,488	25,169	22,320	56,986	30,203	26,783
Ghana International Trade Commission	66	50	33	17	85	56	29	115	76	39	145	96	49
Min. of Tourism, Culture and Creative Arts		**44,191**	**28,732**	**15,459**	**54,311**	**35,392**	**18,919**	**62,779**	**40,207**	**22,572**	**73,908**	**46,951**	**26,957**
Abibigroma Theatre Company	66	128	84	43	135	89	46	143	94	49	150	99	51
Bureau of Ghana Languages	33	220	73	147	232	77	155	241	80	161	300	99	201
Folklore Board	66	140	92	48	155	102	53	165	109	56	175	116	60
Ghana Dance Ensemble	66	331	219	113	348	230	118	365	241	124	383	253	130
Ghana Museums and Monuments Board	66	4,185	2,762	1,423	4,737	3,314	1,423	5,775	3,811	1,963	6,353	4,193	2,160
Ghana Tourism Authorithy	66	25,312	16,706	8,606	32,345	21,348	10,997	36,450	24,057	12,393	43,740	28,868	14,872
Hotel, Catering & Tourism Training Institute(HOTCATT)	100	48	48		54	54		57	57		61	61	
Kwame Nkrumah Memorial Park	66	7,097	4,684	2,413	7,452	4,918	2,534	7,824	5,164	2,660	8,216	5,422	2,793
National Commission on Culture	33	1,144	377	766	1,766	583	1,184	3,537	1,167	2,370	5,304	1,750	3,554
National Film Authority	66	697	460	237	697	460	237	844	557	287	928	612	316
National Symphony Orchestra	66	209	138	71	767	506	261	844	557	287	928	612	316
National Theatre (Main)	66	3,717	2,453	1,264	4,274	2,821	1,453	4,915	3,244	1,671	5,653	3,731	1,922
W.E.B. Du Bois Memorial Centre	66	964	636	328	1,349	890	459	1,619	1,068	550	1,718	1,134	584
Min. of Env., Science, Tech.and Innovation		**339,883**	**337,634**	**2,249**	**375,802**	**375,802**	**-**	**417,560**	**417,560**	**-**	**438,087**	**438,087**	**-**
Biotech. and Nuclear Agric. Res. Institute	100	1,353	1,353	-	1,466	1,466	-	1,581	1,581	-	1,688	1,688	-
Council for Scientific and Industrial Research	100	41,049	41,049	-	45,154	45,154	-	49,669	49,669	-	54,636	54,636	-
Environmental Protection Agency	100	241,498	239,249	2,249	265,213	265,213	-	294,078	294,078	-	300,182	300,182	-
Ghana Atomic Energy Commission-Secretariat	100	20,961	20,961	-	24,857	24,857	-	27,886	27,886	-	32,975	32,975	-
Ghana Space Science and Technology Institute (GSSTI)	100	767	767	-	792	792	-	817	817	-	844	844	-
National Biosafety Authority	100	500	500	-	600	600	-	650	650	-	700	700	-
National Nuclear Research Institute	100	1,862	1,862	-	2,421	2,421	-	3,147	3,147	-	4,091	4,091	-
Nuclear Regulatory Authority	100	7,518	7,518	-	8,269	8,269	-	9,096	9,096	-	10,006	10,006	-
Radiation Protection Institute	100	5,195	5,195	-	5,447	5,447	-	5,825	5,825	-	6,738	6,738	-
Radiological and Medical Sciences Research Institute (R.A.M.S.R.I.)	100	310	310	-	390	390	-	450	450	-	490	490	-
School of Nuclear and Allied Sciences (SNAS)	100	1,802	1,802	-	2,078	2,078	-	2,355	2,355	-	2,629	2,629	-
Nuclear Power Institute	100	18	18	-	21	21	-	45	45	-	50	50	-
E-Waste Fund	100	17,050	17,050	-	19,096	19,096	-	21,960	21,960	-	23,058	23,058	-
Ministry of Energy		**520,051**	**513,488**	**6,563**	**566,698**	**528,036**	**38,662**	**645,097**	**611,090**	**34,007**	**739,574**	**694,535**	**45,038**
Energy Commission	100	67,049	67,049		84,347	84,347		114,543	114,543		115,550	115,550	
Ministry of Energy (HQ)	-	249	-	249	240	-	240	231	-	231	222	-	222
National Petroleum Authority	100	318,357	312,043	6,314	334,275	295,852	38,422	367,702	333,926	33,776	444,919	400,103	44,816
Petroleum Commission	100	134,397	134,397		147,836	147,836		162,620	162,620		178,882	178,882	

Appendix 9A: Non-Tax Revenue / Internally Generated Funds (NTR/IGF)-2023 Projections Vs Actuals and 2024 Projections (GH¢'000)

Sector/Ministry/Department/Agency		2024 Projections			2025 Projections			2026 Projections			2027 Projections		
	Capped Retention (%)	Collection	Retention	Lodgement	Collection	Retention	Lodgement	Collection	Retention	Lodgement	Collection	Retention	Lodgement
INFRASTRUCTURE		**1,062,353**	**981,586**	**80,767**	**1,135,226**	**1,044,462**	**90,764**	**1,248,232**	**1,146,030**	**102,203**	**1,375,375**	**1,261,130**	**114,246**
										-			
Ministry of Water Resources and Sanitation		**93,110**	**76,834**	**16,276**	**101,221**	**82,956**	**18,265**	**111,029**	**90,237**	**20,792**	**123,169**	**99,097**	**24,072**
Community Water and Sanitation Agency	85	80,954	68,811	12,143	85,002	72,251	12,750	89,252	75,864	13,388	93,714	79,657	14,057
Water Resources Commission	66	12,156	8,023	4,133	16,219	10,705	5,515	21,777	14,373	7,404	29,455	19,440	10,015
									89,252			93,714	
Ministry of Works and Housing		**25,252**	**15,148**	**10,104**	**30,039**	**17,659**	**12,380**	**36,097**	**20,823**	**15,273**	**40,673**	**23,535**	**17,139**
Architect Registration Council	66	667	440	227	759	501	258	887	586	302	976	644	332
Department of Rural Housing	66	229	151	78	240	158	82	252	166	86	265	175	90
Engineering Council	66	15,206	10,036	5,170	17,878	11,799	6,079	21,085	13,916	7,169	24,290	16,031	8,259
Ghana Hydrological Service Authority	66	128	84	43	70	-	70	153	-	153	95	-	95
Ministry of Works & Housing (Hq'ters)	33	3,722	1,228	2,494	5,207	1,718	3,489	7,285	2,404	4,881	8,014	2,645	5,369
Public Servants Housing Loans Scheme Board	85	1,360	1,156	204	1,370	1,165	206	1,380	1,173	207	1,390	1,182	209
Public Works Department	33	1,262	416	845	1,457	481	977	1,646	543	1,102	1,826	603	1,223
Rent Control Department	33	400	132	268	550	182	369	650	215	436	800	264	536
Real Estate Agency Council	66	2,280	1,505	775	2,508	1,655	853	2,758	1,821	938	3,018	1,992	1,026
					-						-		
Ministry of Railway Development		**9,031**	**5,960**	**3,070**	**10,215**	**6,742**	**3,473**	**11,400**	**7,524**	**3,876**	**12,585**	**8,306**	**4,279**
Ghana Railway Development Authority	66	9,031	5,960	3,070	10,215	6,742	3,473	11,400	7,524	3,876	12,585	8,306	4,279
Ministry of Roads and Highway		**51,300**	**42,008**	**9,292**	**53,862**	**44,152**	**9,710**	**58,669**	**47,511**	**11,158**	**64,060**	**51,609**	**12,451**
Department of Feeder Roads	33	1,500	495	1,005	800	264	536	900	297	603	1,000	330	670
Department of Urban Roads	33	185	61	124	222	73	149	266	88	178	319	105	214
Ghana Highway Authority	66	20,462	13,505	6,957	22,288	14,710	7,578	25,411	16,772	8,640	27,892	18,409	9,483
Axle Load	100	27,353	27,353	-	28,392	28,392	-	29,499	29,499	-	31,738	31,738	-
Ministry of Roads and Highways(HQ)	33	1,800	594	1,206	2,160	713	1,447	2,592	855	1,737	3,110	1,026	2,084
Ministry of Communications and Digitalisation		**86,246**	**59,988**	**26,258**	**100,214**	**72,313**	**27,901**	**107,988**	**78,461**	**29,527**	**116,405**	**85,122**	**31,282**
Cyber Security Authority	66	11,394	7,520	3,874	11,394	7,520	3,874	11,469	7,570	3,899	11,469	7,570	3,899
Ministry of Communications and Digitalisation (HQ)	-	18	-	18	18	-	18	18	-	18	18	-	18
Data Protection Commission	100	6,134	6,134	-	15,249	15,249	-	18,149	18,149	-	21,349	21,349	-
Ghana Meteorological Agency	66	44,621	29,450	15,171	46,852	30,923	15,930	49,195	32,469	16,726	51,655	34,092	17,563
Ghana-India Kofi Annan Centre of Excellence	81	1,703	1,379	324	1,958	1,586	372	2,252	1,824	428	2,590	2,098	492
National Information Technology Agency (NITA)	66	18,623	12,291	6,332	20,793	13,723	7,070	22,782	15,036	7,746	24,978	16,485	8,492
Postal and Courier Services Reg. Comm.	66	1,587	1,047	539	1,875	1,238	638	2,086	1,377	709	2,405	1,587	818
Ghana Investment Fund for Electronic Communications (GIFEC)	100	2,166	2,166		2,075	2,075		2,036	2,036		1,942	1,942	

Appendix 9A: Non-Tax Revenue / Internally Generated Funds (NTR/IGF)-2023 Projections Vs Actuals and 2024 Projections (GH¢'000)

Sector/Ministry/Department/Agency	Capped Retention (%)	2024 Projections			2025 Projections			2026 Projections			2027 Projections		
		Collection	Retention	Lodgement	Collection	Retention	Lodgement	Collection	Retention	Lodgement	Collection	Retention	Lodgement
National Communications Authority		**380,874**	**380,874**	**-**	**393,510**	**393,510**	**-**	**423,497**	**423,497**	**-**	**448,633**	**448,633**	**-**
National Communications Authority		380,874	380,874	-	393,510	393,510	-	423,497	423,497	-	448,633	448,633	-
Ministry of Transport		**416,541**	**400,774**	**15,767**	**446,164**	**427,129**	**19,035**	**499,552**	**477,976**	**21,576**	**569,850**	**544,827**	**25,023**
Ministry of Transport (HQ)	100	91,863	91,863		93,700	93,700		95,574	95,574		105,132	105,132	
Driver and Vehicle Licensing Authority	100	270,176	270,176	-	287,841	287,841		331,017	331,017		380,670	380,670	
National Road Safety Authority	66	46,373	30,606	15,767	55,986	36,951	19,035	63,460	41,883	21,576	73,598	48,574	25,023
Ghana Maritime Authority		8,129	8,129	-	8,637	8,637	-	9,501	9,501	-	10,451	10,451	-
Ghana Maritime Authority	100	8,129	8,129	-	8,637	8,637	-	9,501	9,501	-	10,451	10,451	-
SOCIAL SECTOR		**7,985,346**	**7,821,310**	**164,036**	**9,142,086**	**8,944,391**	**197,695**	**10,122,205**	**9,881,732**	**240,473**	**11,891,936**	**11,598,524**	**293,412**
Ministry of Education		**3,440,795**	**3,433,253**	**7,542**	**3,735,730**	**3,727,589**	**8,140**	**4,143,215**	**4,134,261**	**8,955**	**4,796,319**	**4,786,469**	**9,850**
GES and Others:	100	208,750	201,208	7,542	223,752	215,612	8,140	248,771	239,816	8,955	272,639	262,789	9,850
Centre for Nat. Dist. Learning and Open Schlg	100	250	250		500	500		600	600		700	700	
Commission for Technical and Vocational Education and Training	100	58,065	58,065		57,491	57,491		66,357	66,357		77,107	77,107	
Encyclopedia Africana	100	55	55		360	360		571	571		628	628	
Ghana Academy of Arts and Science	100	1,010	1,010		666	666		732	732		805	805	
Ghana Book Devt. Council	100	971	971		772	772		587	587		472	472	
Ghana Education Service	100	21,258	21,258		22,584	22,584		24,406	24,406		26,847	26,847	
Ghana Library Authority	100	850	850		935	935		1,029	1,029		1,131	1,131	
Ghana Science Association	100	600	600		699	699		769	769		873	873	
National Schools Inspectorate Authority	100	16,084	16,084		18,496	18,496		20,346	20,346		21,363	21,363	
National Service Secretariat	70	25,139	17,597	7,542	27,135	18,994	8,140	29,848	20,894	8,955	32,833	22,983	9,850
West African Examination Council (National)	100	7,250	7,250		9,176	9,176		10,093	10,093		11,102	11,102	
National Teaching Council	100	77,218	77,218		84,940	84,940		93,434	93,434		98,777	98,777	
Ghana TVET Service		33,586	33,586	-	33,921	33,921	-	34,261	34,261	-	34,261	34,261	-
Ghana TVET Service - Headquarters	100	5,961	5,961		6,379	6,379		6,443	6,443	-	6,443	6,443	
Ghana TVET Service -Training Institutes	100	27,625	27,625		27,542	27,542		27,818	27,818		27,818	27,818	
Universities:	100	2,554,037	2,554,037	-	2,711,812	2,711,812	-	3,033,312	3,033,312	-	3,494,128	3,494,128	-
Akenten Appiah-Menka University of Skills Training and Entrepreneurial Development	100	116,998	116,998		128,698	128,698		141,568	141,568		150,725	150,725	
C. K. Tedam University of Tech. and Applied Sciences	100	12,151	12,151		11,887	11,887		12,446	12,446		13,068	13,068	
Ghana Technology University College	100	58,595	58,595		67,384	67,384		77,492	77,492		89,115	89,115	
Kwame Nkrumah Univ. of Sci. and Tech.	100	686,163	686,163		757,606	757,606		876,758	876,758		896,293	896,293	
S. D. Dombo University of Business and Intergrated Development Studies	100	29,247	29,247		32,172	32,172		35,389	35,389		38,928	38,928	
University for Development Studies	100	97,956	97,956		105,673	105,673		117,315	117,315		132,499	132,499	
University of Cape Coast	100	509,966	509,966		552,963	552,963		604,259	604,259		704,685	704,685	
University of Education, Winneba	100	234,972	234,972		258,469	258,469		288,516	288,516		359,368	359,368	
University of Energy and Natural Resources	100	39,089	39,089		66,327	66,327		76,462	76,462		88,224	88,224	
University of Environment and Sustainable Devt.	100	15,662	15,662		8,524	8,524		8,951	8,951		9,398	9,398	
University of Ghana	100	388,338	388,338		410,820	410,820		420,378	420,378		501,789	501,789	
University of Health and Allied Sciences	100	58,580	58,580		64,439	64,439		74,104	74,104		88,925	88,925	
University of Mines and Technology	100	39,063	39,063		64,090	64,090		108,968	108,968		223,260	223,260	
University of Professional Studies	100	210,208	210,208		121,119	121,119		122,900	122,900		123,264	123,264	
University of Media, Arts and Communications (UniMAC)		57,049	57,049	-	61,642	61,642	-	67,806	67,806	-	74,586	74,586	-
Ghana Institute of Journalism		**42,813**	42,813		**45,982**	45,982		**50,580**	50,580		**55,639**	55,639	
Ghana Institute of Languages		**10,136**	10,136		**11,149**	11,149		**12,264**	12,264		**13,491**	13,491	
National Film and Television Institute (NAFTI)		**4,100**	4,100		**4,510**	4,510		**4,961**	4,961		**5,457**	5,457	
Technical Universities	**100**	**414,248**	**414,248**	**-**	**444,402**	**444,402**	**-**	**484,592**	**484,592**	**-**	**527,120**	**527,120**	**-**
Accra Technical University	100	81,047	81,047		85,099	85,099		89,354	89,354		93,822	93,822	
Bolgatanga Technical University	100	20,454	20,454	-	11,274	11,274		12,965	12,965		14,262	14,262	
Cape Coast Technical University	100	20,867	20,867		27,465	27,465		31,236	31,236		34,560	34,560	
Ho Technical University	100	29,945	29,945		31,668	31,668		33,251	33,251		34,913	34,913	
Koforidua Technical University	100	45,858	45,858		51,210	51,210		56,331	56,331		61,965	61,965	
Kumasi Technical University	100	50,876	50,876		55,964	55,964		61,560	61,560		67,716	67,716	
Sunyani Technical University	100	50,559	50,559		55,615	55,615		61,176	61,176		67,294	67,294	
Takoradi Technical University	100	83,949	83,949		92,344	92,344		101,578	101,578		111,736	111,736	
Tamale Technical University	100	24,884	24,884		27,372	27,372		30,109	30,109		33,120	33,120	
Dr. Hilla Limann Technical University	100	5,810	5,810		6,391	6,391		7,030	7,030		7,733	7,733	
Colleges of Eduation	100	205,037	205,037		292,933	292,933		309,035	309,035		429,939	429,939	
Ghana Tertiary Education Commission	100	25,138	25,138		28,909	28,909		33,245	33,245		38,232	38,232	

Appendix 9A: Non-Tax Revenue / Internally Generated Funds (NTR/IGF)-2023 Projections Vs Actuals and 2024 Projections (GH¢'000)

Sector/Ministry/Department/Agency		2024 Projections			2025 Projections			2026 Projections			2027 Projections		
	Capped Retention (%)	Collection	Retention	Lodgement	Collection	Retention	Lodgement	Collection	Retention	Lodgement	Collection	Retention	Lodgement
Ministry of Employment and Labour Relations		**12,322**	**7,569**	**4,753**	**13,508**	**7,463**	**6,045**	**15,043**	**8,094**	**6,949**	**22,712**	**14,318**	**8,394**
Department of Co-operatives	**33**	**450**	149	302	**473**	156	317	**520**	172	349	**572**	189	383
Department of Factories Inspectorate	**33**	**3,586**	1,183	2,403	**5,239**	1,729	3,510	**6,194**	2,044	4,150	**13,277**	7,950	5,327
Labour Department	**33**	**3,057**	1,009	2,048	**3,310**	1,092	2,218	**3,657**	1,207	2,450	**4,005**	1,322	2,683
Management Dev. and Prod. Institute (MDPI)	**100**	**5,228**	5,228		**4,486**	4,486		**4,671**	4,671		**4,857**	4,857	
National Pension Regulatory Authority		**185,360**	**135,204**	**50,155**	**203,896**	**148,725**	**55,171**	**224,286**	**163,597**	**60,688**	**246,714**	**179,957**	**66,757**
National Pension Regulatory Authority	**70**	**185,360**	135,204	50,155	**203,896**	148,725	55,171	**224,286**	163,597	60,688	**246,714**	179,957	66,757
Ministry of Youth and Sports		**6,003**	**3,962**	**2,041**	**6,603**	**4,358**	**2,245**	**7,264**	**4,794**	**2,470**	**7,990**	**5,274**	**2,717**
National Sports Authority	**66**	**5,983**	3,949	2,034	**6,581**	4,344	2,238	**7,240**	4,778	2,461	**7,964**	5,256	2,708
National Youth Authority	**66**	**20**	13	7	**22**	15	7	**24**	16	8	**27**	18	9
Ministry of Health		**4,143,321**	**4,045,976**	**97,345**	**4,971,738**	**4,847,955**	**123,783**	**5,508,064**	**5,349,090**	**158,974**	**6,539,564**	**6,336,446**	**203,118**
Ministry of Health (HQ)	100	23,660	23,660		24,960	24,960		27,090	27,090		30,562	30,562	
Ghana Health Service(Health Facilities)	100	1,268,730	1,268,730	-	1,576,017	1,576,017	-	1,677,473	1,677,473	-	1,922,560	1,922,560	-
Teaching Hospitals:	100	850,662	850,662	-	1,037,014	1,037,014	-	1,268,559	1,268,559	-	1,490,867	1,490,867	-
Cape Coast Teaching Hospital	100	55,107	55,107	-	79,197	79,197	-	84,975	84,975	-	92,486	92,486	-
Ho Teaching Hospital	100	56,603	56,603	-	66,028	66,028	-	72,832	72,832	-	75,585	75,585	-
Komfo Anokye Teaching Hospital	100	218,847	218,847		304,483	304,483	-	424,432	424,432	-	492,434	492,434	-
Korle-Bu Teaching Hospital:	100	300,597	300,597	-	327,025	327,025	-	361,454	361,454	-	459,981	459,981	-
Korle-Bu Teaching Hospital (Main)	100	226,138	226,138	-	247,636	247,636	-	277,266	277,266	-	366,016	366,016	-
Ghana Radiotherapy	100	23,151	23,151	-	24,865	24,865		26,485	26,485		29,151	29,151	
National Cardiothoracic Centre	100	40,000	40,000	-	42,518	42,518		44,258	44,258		49,215	49,215	
Plastic and Burn Units	100	9,963	9,963	-	10,543	10,543		11,920	11,920		13,805	13,805	
Ghana Institute of Clinical Genetics	100	1,344	1,344	-	1,463	1,463		1,525	1,525		1,794	1,794	
National Blood Service	100	12,894	12,894	-	15,825	15,825		20,103	20,103		25,917	25,917	
Tamale Teaching Hospital	100	63,996	63,996	-	79,996	79,996	-	95,995	95,995	-	115,194	115,194	-
University of Ghana Medical Centre	100	142,618	142,618	-	164,462	164,462	-	208,769	208,769		229,270	229,270	

Appendix 9A: Non-Tax Revenue / Internally Generated Funds (NTR/IGF)-2023 Projections Vs Actuals and 2024 Projections (GH¢'000)

Sector/Ministry/Department/Agency	Capped Retention (%)	2024 Projections			2025 Projections			2026 Projections			2027 Projections		
		Collection	Retention	Lodgement	Collection	Retention	Lodgement	Collection	Retention	Lodgement	Collection	Retention	Lodgement
Regulatory Agencies:	100	400,181	302,836	97,345	507,189	383,406	123,783	659,000	500,025	158,974	837,228	634,111	203,118
Food and Drugs Authority	70	250,344	175,240	75,103	325,447	227,813	97,634	423,081	296,156	126,924	550,005	385,003	165,001
Ghana College of Pharmacists	100	3,571	3,571	-	3,841	3,841	-	3,974	3,974	-	4,512	4,512	-
Ghana Psychology Council	100	1,612	1,612	-	2,733	2,733	-	5,762	5,762	-	6,525	6,525	-
Health Facilities Regulatory Agency	80	9,471	7,577	1,894	10,852	8,681	2,170	12,376	9,901	2,475	14,411	11,529	2,882
Medical and Dental Council	80	25,992	20,793	5,198	29,890	23,912	5,978	32,879	26,303	6,576	37,154	29,723	7,431
Nursing and Midwifry Council for Ghana (NMwCG)	90	66,892	60,203	6,689	88,848	79,963	8,885	131,864	118,678	13,186	171,612	154,451	17,161
Pharmacy Council	80	26,597	21,278	5,319	27,630	22,104	5,526	28,630	22,904	5,726	29,840	23,872	5,968
Allied Health Professional Council	80	12,021	9,617	2,404	13,824	11,059	2,765	15,898	12,718	3,180	18,081	14,425	3,657
Traditional Medicine Practice Council	80	3,681	2,945	736	4,123	3,299	825	4,535	3,628	907	5,089	4,071	1,018
Subvented Agencies:		100,329	100,329	-	105,410	105,410	-	108,462	108,462	-	118,413	118,413	-
Centre for Scientific Res. into Plant Medicine	100	60,989	60,989	-	63,846	63,846		65,099	65,099		70,366	70,366	
College of Nurses and Midwives	100	12,977	12,977	-	13,854	13,854		14,205	14,205		16,453	16,453	
Ghana College of Physicians and Surgeons	100	25,531	25,531	-	26,685	26,685		28,107	28,107		30,452	30,452	
Ghana Red Cross Society	100	-		-	-			-			-		
Mortuaries And Funeral Facilities Agency	100	353	353	-	493	493		493	493		493	493	
St John Ambulance	100	480	480	-	532	532		559	559		648	648	
Psychiatric Hospitals:		29,921	29,921	-	33,354	33,354	-	37,119	37,119	-	42,024	42,024	-
Accra Psychiatric Hospital	100	5,786	5,786	-	7,987	7,987	-	8,681	8,681	-	9,974	9,974	-
Ankaful Hospital	100	5,628	5,628	-	5,725	5,725		6,608	6,608		6,907	6,907	
Pantang Hospital	100	18,507	18,507	-	19,642	19,642		21,830	21,830		25,143	25,143	
Other Health Institutions:		1,469,837	1,469,837	-	1,687,794	1,687,794	-	1,730,361	1,730,361	-	2,097,910	2,097,910	-
Ahmadiyya Muslim Health Service Ghana	100	28,241	28,241	-	29,339	29,339	-	33,167	33,167	-	35,284	35,284	-
Christian Health Assoc. of Ghana (CHAG)	100	1,117,684	1,117,684	-	1,276,463	1,276,463	-	1,295,891	1,295,891	-	1,612,454	1,612,454	-
Health Training Institutions	100	323,912	323,912	-	381,992	381,992	-	401,302	401,302	-	450,172	450,172	-
National Health Insurance Authority		**194,152**	**194,152**	**-**	**207,050**	**207,050**	**-**	**220,577**	**220,577**	**-**	**274,666**	**274,666**	**-**
National Health Insurance Authority	100	194,152	194,152		207,050	207,050		220,577	220,577		274,666	274,666	
Min. of Gender, Children & Social Protection		**3,393**	**1,193**	**2,200**	**3,561**	**1,251**	**2,311**	**3,756**	**1,319**	**2,437**	**3,971**	**1,395**	**2,577**
Central Adoption Authority	46	562	259	304	581	267	314	610	280	329	648	298	350
Department of Social Welfare	33	2,501	825	1,676	2,626	867	1,759	2,757	910	1,847	2,895	955	1,940
Efua Sutherland Children's Park	33	330	109	221	354	117	237	389	128	261	428	141	287
PUBLIC SAFETY SECTOR		**1,133,637**	**557,912**	**575,725**	**1,305,350**	**634,534**	**670,816**	**1,481,310**	**718,321**	**762,989**	**1,664,389**	**801,310**	**863,079**
Min. of Justice and Attorney General's Dept.		**295,319**	**220,670**	**74,649**	**320,205**	**238,585**	**81,620**	**350,834**	**264,032**	**86,803**	**387,661**	**288,469**	**99,193**
Council for Law Reporting	66	650	429	221	532	351	181	620	409	211	620	409	211
General Legal Council (Main)	100				-			-			-		
General Legal Council (Ghana School of Law)	75	60,875	45,656	15,219	64,953	48,715	16,238	71,448	53,586	17,862	78,593	58,945	19,648
Office of the Copyright Administrator	66	1,202	794	409	2,126	1,403	723	2,530	1,669	860	2,960	1,953	1,006
Registrar General's Department	16	70,000	11,200	58,800	76,760	12,282	64,478	80,797	12,928	67,870	93,247	14,919	78,327
Office of the Registrar of Companies	100	162,591	162,591	-	175,835	175,835	-	195,439	195,439	-	212,242	212,242	-
Legal Aid Commission		70	70	-	78	78	-	90	90	-	106	106	-
Legal Aid Commission	100	70	70	-	78	78	-	90	90	-	106	106	-
Ministry of Defence		**30,755**	**30,755**	**-**	**31,294**	**31,294**	**-**	**31,909**	**31,909**	**-**	**32,551**	**32,551**	**-**
37 Military Hospital	100	25,878	25,878	-	25,930	25,930	-	26,008	26,008	-	26,060	26,060	-
Army	100	840	840		924	924		1,016	1,016		1,118	1,118	
Air Force	100	1,800	1,800		1,980	1,980		2,178	2,178		2,396	2,396	
Navy	100	2,237	2,237		2,460	2,460		2,706	2,706		2,977	2,977	
Judicial Service		**170,373**	**51,112**	**119,261**	**175,488**	**52,646**	**122,841**	**179,000**	**53,700**	**125,300**	**184,371**	**55,311**	**129,060**
Judicial Service	30	170,373	51,112	119,261	175,488	52,646	122,841	179,000	53,700	125,300	184,371	55,311	129,060
Ministry of Interior		**637,120**	**255,304**	**381,816**	**778,285**	**311,930**	**466,355**	**919,478**	**368,591**	**550,886**	**1,059,699**	**424,873**	**634,826**
Criminal Investigations Department	33	11,489	3,791	7,698	13,213	4,360	8,853	15,195	5,014	10,180	17,474	5,766	11,707
Gaming Commission	40	78,185	31,274	46,911	82,095	32,838	49,257	86,199	34,480	51,720	90,509	36,204	54,306
Ghana Immigration Service	40	501,775	200,710	301,065	634,397	253,759	380,638	766,638	306,655	459,983	896,998	358,799	538,199
Ghana National Fire Service	33	3,470	1,145	2,325	3,858	1,273	2,585	4,030	1,330	2,700	4,353	1,437	2,917
Ghana Prisons Service	60	860	516	344	1,087	652	435	1,304	783	522	1,565	939	626
Interior Headquarters	33	33,144	10,938	22,207	34,430	11,362	23,068	35,986	11,875	24,110	37,661	12,428	25,233
Narcotics Control Board	33	1,890	624	1,266	2,268	748	1,520	2,495	823	1,672	2,744	906	1,839
Police Hospital	100	6,307	6,307	-	6,937	6,937	-	7,631	7,631	-	8,394	8,394	-
MULTISECTORIAL	**-**	**1,099,247**	**-**	**1,099,247**	**1,215,387**	**-**	**1,215,387**	**1,300,555**	**-**	**1,300,555**	**674,060**	**-**	**674,060**
Accra City Revenue/Refund etc	-	15		15	17		17	18		18	20		20
Auction Sales	-	11,365		11,365	12,501		12,501	13,751		13,751	15,126		15,126
Dividend Payment	-	344,060		344,060	488,465		488,465	537,312		537,312	591,043		591,043
Interest on Loans/CAGD Loans Repayment	-	7,740		7,740	8,514		8,514	9,365		9,365	10,302		10,302
Proceeds from International Incoming Telephone Traffic (IITT) - CF's Share	-	34,157		34,157	32,715		32,715	32,112		32,112	30,622		30,622
NLA net income	-	20,240		20,240	22,264		22,264	24,490		24,490	26,939		26,939
Value Books Sales	-	5		5	6		6	6		6	7		7
Yield from capping policy	-	-			-	-	-	-	-	-	-		-
Revised 2021 Retention	-	-			-		-	-		-	-		-
Other Revenue Measures		681,666		681,666	650,905		650,905	683,499		683,499	-		
GRAND TOTAL		14,837,843	12,339,430	2,498,414	16,733,129	13,840,390	2,892,739	18,869,119	15,607,122	3,261,998	20,594,829	17,610,373	2,971,457

Appendix 9A: Non-Tax Revenue / Internally Generated Funds (NTR/IGF)-2023 Projections Vs Actuals and 2024 Projections (GH¢'000)

Sector/Ministry/Department/Agency		2023 Projections			2023 Actuals (Jan-Sept)			Projected End Year	2024 Projections		
	Capped Retention (%)	Collection	Retention	Lodgement	Collection	Retention	Lodgement	Collection	Collection	Retention	Lodgement
ADMINISTRATION SECTOR		**560,520**	**459,739**	**100,781**	**457,474**	**424,079**	**33,395**	**609,966**	**817,844**	**691,363**	**126,481**
Office of Government Machinery		**111,241**	**87,580**	**23,661**	**109,680**	**106,818**	**2,862**	**146,240**	**184,316**	**153,718**	**30,597**
Ghana Investment Promotion Centre	66	60,207	39,736	20,470	39,023	36,657	2,366	52,031	80,454	53,100	27,354
National Identification Authority	66	22,792	19,776	3,017	11,098	10,746	352	14,797	8,805	5,811	2,994
Ghana Card Project	100				59,057	59,057		78,743	90,948	90,948	-
Office of the Chief of Staff	33	261	86	175	235	91	144	313	372	123	249
State Interest and Governance Authority	100	27,982	27,982	-	267	267	-	356	333	333	
Internal Audit Agency	100			-	-			-	3,403	3,403	-
Office of the Head of Civil Service		**5,402**	**5,251**	**151**	**4,234**	**4,088**	**146**	**5,645**	**9,560**	**9,203**	**357**
Office of the Head of Civil Service (HQ)	0	39	-	39	8	8		11	30	-	30
Civil Service Training Centre	100	3,032	3,032	-	1,387	1,387	-	1,850	4,414	4,414	-
Government Secretarial School	100	1,700	1,700	-	989	989	-	1,319	1,623	1,623	-
Institute of Technical Supervision	100	355	355	-	186	186		248	400	400	-
Public Records & Archives Admin. Dept.	90	171	80	91	1,644	1,501	142	2,191	2,893	2,607	287
Management Services Department	80	105	84	21	20	16	4	26	200	160	40
Public Services Commission		**83**	**27**	**56**	**162**	**53**	**108**	**216**	**77**	**25**	**52**
Public Services Commission	33	83	27	56	162	53	108	216	77	25	52
Electoral Commission		**464**	**306**	**158**	**227**	**149**	**77**	**302**	**6,631**	**4,377**	**2,255**
Electoral Commission	83	464	306	158	227	149	77	302	6,631	4,377	2,255
Ministry of Foreign Affairs and Reg. Integration		**182,385**	**153,580**	**28,805**	**119,622**	**118,600**	**1,022**	**159,496**	**190,425**	**164,616**	**25,808**
Foreign Affairs Hq.(Finance Bureau)	16	5,064	824	4,240	1,235	214	1,022	1,647	2,211	354	1,857
Accra International Conference Center	100	5,709	5,709	-	3,794	3,794		5,059	5,271	5,271	-
Passport Office	100	99,361	99,361	-	66,700	66,700		88,934	112,498	112,498	-
Missions	66	72,251	47,685	24,565	47,892	47,892		63,856	70,445	46,494	23,951
		10,773									
Ministry of Finance		**162,385**	**124,101**	**38,284**	**134,214**	**109,435**	**24,779**	**178,951**	**283,844**	**227,066**	**56,778**
Controller and Accountant-General's Department	40	62,578	25,031	37,547	50,609	25,855	24,754	67,479	93,510	37,404	56,106
General Administration and Finance	100	94,669	94,669	-	54,103	54,103	-	72,137	146,510	146,510	-
Ghana Statistical Service	100	26	26	-	20	20	-	27	29	29	-
Institute of Accountancy Training	100	197	197	-	69	69		93	359	359	
Public Procurement Authority	85	4,916	4,179	737	2,851	2,826	25	3,801	4,480	3,808	672
Ghana Revenue Authority	100				26,562	26,562		35,415	38,957	38,957	

Appendix 9A: Non-Tax Revenue / Internally Generated Funds (NTR/IGF)-2023 Projections Vs Actuals and 2024 Projections (GH¢'000)

Sector/Ministry/Department/Agency		2023 Projections			2023 Actuals (Jan-Sept)			Projected End Year	2024 Projections		
	Capped Retention (%)	Collection	Retention	Lodgement	Collection	Retention	Lodgement	Collection	Collection	Retention	Lodgement
ADMINISTRATION SECTOR		**560,520**	**459,739**	**100,781**	**457,474**	**424,079**	**33,395**	**609,966**	**817,844**	**691,363**	**126,481**
Office of Government Machinery		**111,241**	**87,580**	**23,661**	**109,680**	**106,818**	**2,862**	**146,240**	**184,316**	**153,718**	**30,597**
Ghana Investment Promotion Centre	66	60,207	39,736	20,470	39,023	36,657	2,366	52,031	80,454	53,100	27,354
National Identification Authority	66	22,792	19,776	3,017	11,098	10,746	352	14,797	8,805	5,811	2,994
Ghana Card Project	100				59,057	59,057		78,743	90,948	90,948	-
Office of the Chief of Staff	33	261	86	175	235	91	144	313	372	123	249
State Interest and Governance Authority	100	27,982	27,982	-	267	267	-	356	333	333	
Internal Audit Agency	100			-	-			-	3,403	3,403	-
Office of the Head of Civil Service		**5,402**	**5,251**	**151**	**4,234**	**4,088**	**146**	**5,645**	**9,560**	**9,203**	**357**
Office of the Head of Civil Service (HQ)	0	39	-	39	8	8		11	30	-	30
Civil Service Training Centre	100	3,032	3,032	-	1,387	1,387	-	1,850	4,414	4,414	-
Government Secretarial School	100	1,700	1,700	-	989	989	-	1,319	1,623	1,623	-
Institute of Technical Supervision	100	355	355	-	186	186		248	400	400	-
Public Records & Archives Admin. Dept.	90	171	80	91	1,644	1,501	142	2,191	2,893	2,607	287
Management Services Department	80	105	84	21	20	16	4	26	200	160	40
Public Services Commission		**83**	**27**	**56**	**162**	**53**	**108**	**216**	**77**	**25**	**52**
Public Services Commission	33	83	27	56	162	53	108	216	77	25	52
Electoral Commission		**464**	**306**	**158**	**227**	**149**	**77**	**302**	**6,631**	**4,377**	**2,255**
Electoral Commission	83	464	306	158	227	149	77	302	6,631	4,377	2,255
Ministry of Foreign Affairs and Reg. Integration		**182,385**	**153,580**	**28,805**	**119,622**	**118,600**	**1,022**	**159,496**	**190,425**	**164,616**	**25,808**
Foreign Affairs Hq.(Finance Bureau)	16	5,064	824	4,240	1,235	214	1,022	1,647	2,211	354	1,857
Accra International Conference Center	100	5,709	5,709	-	3,794	3,794		5,059	5,271	5,271	-
Passport Office	100	99,361	99,361	-	66,700	66,700		88,934	112,498	112,498	-
Missions	66	72,251	47,685	24,565	47,892	47,892		63,856	70,445	46,494	23,951
		10,773									
Ministry of Finance		**162,385**	**124,101**	**38,284**	**134,214**	**109,435**	**24,779**	**178,951**	**283,844**	**227,066**	**56,778**
Controller and Accountant-General's Department	40	62,578	25,031	37,547	50,609	25,855	24,754	67,479	93,510	37,404	56,106
General Administration and Finance	100	94,669	94,669	-	54,103	54,103	-	72,137	146,510	146,510	-
Ghana Statistical Service	100	26	26	-	20	20	-	27	29	29	-
Institute of Accountancy Training	100	197	197	-	69	69		93	359	359	
Public Procurement Authority	85	4,916	4,179	737	2,851	2,826	25	3,801	4,480	3,808	672
Ghana Revenue Authority	100				26,562	26,562		35,415	38,957	38,957	
Independent Tax Appeals Board		**-**	**-**	**-**	**-**	**-**	**-**	**-**	**203**	**203**	**-**
Independent Tax Appeals Board	100	-	-	-	-	-	-	-	203	203	-
Securities and Exchange Commission		**53,840**	**53,031**	**809**	**58,660**	**58,660**	**-**	**78,214**	**73,407**	**73,407**	**-**
Securities and Exchange Commission	100	53,840	53,031	809	58,660	58,660		78,214	73,407	73,407	
Ministry of Local Government, Decentralization & Rural Development		**17,661**	**9,178**	**8,483**	**12,897**	**8,845**	**4,053**	**17,197**	**27,843**	**17,869**	**9,974**
Births and Deaths Registry	33	11,550	3,811	7,738	5,763	2,254	3,508	7,684	13,269	4,379	8,890
Dept. of Parks and Gardens	33	1,112	367	745	897	352	544	1,196	1,618	534	1,084
Institute of Local Government Studies	100	5,000	5,000	-	6,238	6,238	-	8,317	8,000	8,000	-
Land Use and Spatial Planning	100								4,956	4,956	-
Ministry of Information		**27,059**	**26,684**	**375**	**17,779**	**17,431**	**348**	**23,705**	**41,539**	**40,879**	**660**
Ghana Broadcasting Corporation	100	26,499	26,499	-	17,260	17,260		23,013	40,219	40,219	-
Ghana News Agency	50	374	123	251	199	66	134	266	400	200	200
Information Service Department	50	185	61	124	319	105	214	426	920	460	460

Appendix 9A: Non-Tax Revenue / Internally Generated Funds (NTR/IGF)-2023 Projections Vs Actuals and 2024 Projections (GH¢'000)

Sector/Ministry/Department/Agency		2023 Projections			2023 Actuals (Jan-Sept)			Projected End Year	2024 Projections		
	Capped Retention (%)	Collection	Retention	Lodgement	Collection	Retention	Lodgement	Collection	Collection	Retention	Lodgement
ADMINISTRATION SECTOR		**560,520**	**459,739**	**100,781**	**457,474**	**424,079**	**33,395**	**609,966**	**817,844**	**691,363**	**126,481**
Office of Government Machinery		**111,241**	**87,580**	**23,661**	**109,680**	**106,818**	**2,862**	**146,240**	**184,316**	**153,718**	**30,597**
Ghana Investment Promotion Centre	66	60,207	39,736	20,470	39,023	36,657	2,366	52,031	80,454	53,100	27,354
National Identification Authority	66	22,792	19,776	3,017	11,098	10,746	352	14,797	8,805	5,811	2,994
Ghana Card Project	100				59,057	59,057		78,743	90,948	90,948	-
Office of the Chief of Staff	33	261	86	175	235	91	144	313	372	123	249
State Interest and Governance Authority	100	27,982	27,982	-	267	267	-	356	333	333	
Internal Audit Agency	100			-	-			-	3,403	3,403	-
Office of the Head of Civil Service		**5,402**	**5,251**	**151**	**4,234**	**4,088**	**146**	**5,645**	**9,560**	**9,203**	**357**
Office of the Head of Civil Service (HQ)	0	39	-	39	8	8		11	30	-	30
Civil Service Training Centre	100	3,032	3,032	-	1,387	1,387	-	1,850	4,414	4,414	-
Government Secretarial School	100	1,700	1,700	-	989	989	-	1,319	1,623	1,623	-
Institute of Technical Supervision	100	355	355	-	186	186		248	400	400	-
Public Records & Archives Admin. Dept.	90	171	80	91	1,644	1,501	142	2,191	2,893	2,607	287
Management Services Department	80	105	84	21	20	16	4	26	200	160	40
Public Services Commission		**83**	**27**	**56**	**162**	**53**	**108**	**216**	**77**	**25**	**52**
Public Services Commission	33	83	27	56	162	53	108	216	77	25	52
Electoral Commission		**464**	**306**	**158**	**227**	**149**	**77**	**302**	**6,631**	**4,377**	**2,255**
Electoral Commission	83	464	306	158	227	149	77	302	6,631	4,377	2,255
Ministry of Foreign Affairs and Reg. Integration		**182,385**	**153,580**	**28,805**	**119,622**	**118,600**	**1,022**	**159,496**	**190,425**	**164,616**	**25,808**
Foreign Affairs Hq.(Finance Bureau)	16	5,064	824	4,240	1,235	214	1,022	1,647	2,211	354	1,857
Accra International Conference Center	100	5,709	5,709	-	3,794	3,794		5,059	5,271	5,271	-
Passport Office	100	99,361	99,361	-	66,700	66,700		88,934	112,498	112,498	-
Missions	66	72,251	47,685	24,565	47,892	47,892		63,856	70,445	46,494	23,951
		10,773									
Ministry of Finance		**162,385**	**124,101**	**38,284**	**134,214**	**109,435**	**24,779**	**178,951**	**283,844**	**227,066**	**56,778**
Controller and Accountant-General's Department	40	62,578	25,031	37,547	50,609	25,855	24,754	67,479	93,510	37,404	56,106
General Administration and Finance	100	94,669	94,669	-	54,103	54,103	-	72,137	146,510	146,510	-
Ghana Statistical Service	100	26	26	-	20	20	-	27	29	29	-
Institute of Accountancy Training	100	197	197	-	69	69		93	359	359	
Public Procurement Authority	85	4,916	4,179	737	2,851	2,826	25	3,801	4,480	3,808	672
Ghana Revenue Authority	100				26,562	26,562		35,415	38,957	38,957	
Independent Tax Appeals Board		**-**	**-**	**-**	**-**	**-**	**-**	**-**	**203**	**203**	**-**
Independent Tax Appeals Board	100	-	-	-	-	-	-	-	203	203	-
Securities and Exchange Commission		**53,840**	**53,031**	**809**	**58,660**	**58,660**	**-**	**78,214**	**73,407**	**73,407**	**-**
Securities and Exchange Commission	100	53,840	53,031	809	58,660	58,660		78,214	73,407	73,407	
Ministry of Local Government, Decentralization & Rural Development		**17,661**	**9,178**	**8,483**	**12,897**	**8,845**	**4,053**	**17,197**	**27,843**	**17,869**	**9,974**
Births and Deaths Registry	33	11,550	3,811	7,738	5,763	2,254	3,508	7,684	13,269	4,379	8,890
Dept. of Parks and Gardens	33	1,112	367	745	897	352	544	1,196	1,618	534	1,084
Institute of Local Government Studies	100	5,000	5,000	-	6,238	6,238	-	8,317	8,000	8,000	-
Land Use and Spatial Planning	100								4,956	4,956	-
Ministry of Information		**27,059**	**26,684**	**375**	**17,779**	**17,431**	**348**	**23,705**	**41,539**	**40,879**	**660**
Ghana Broadcasting Corporation	100	26,499	26,499	-	17,260	17,260		23,013	40,219	40,219	-
Ghana News Agency	50	374	123	251	199	66	134	266	400	200	200
Information Service Department	50	185	61	124	319	105	214	426	920	460	460

Appendix 9A: Non-Tax Revenue / Internally Generated Funds (NTR/IGF)-2023 Projections Vs Actuals and 2024 Projections (GH¢'000)

Sector/Ministry/Department/Agency		2023 Projections			2023 Actuals (Jan-Sept)			Projected End Year	2024 Projections		
	Capped Retention (%)	Collection	Retention	Lodgement	Collection	Retention	Lodgement	Collection	Collection	Retention	Lodgement
ECONOMIC SECTOR		**1,919,102**	**1,596,880**	**322,221**	**1,571,273**	**1,360,864**	**210,409**	**2,034,339**	**2,739,417**	**2,287,260**	**452,157**
Ministry of Food and Agriculture		**53,729**	**17,966**	**35,763**	**24,014**	**11,759**	**12,256**	**32,019**	**45,750**	**24,404**	**21,346**
Animal Production Department	33	2,087	689	1,398	590	205	385	786	1,120	370	751
Grains and Legumes Development Board	66	405	267	138	415	268	146	553	851	562	289
Human Resource Dev. and Mgt Directorate:		8,160	8,160	-	6,614	6,614	-	8,819	18,303	18,303	-
HRDMD (HQ)	**100**	**352**	352		330	330		**440**	**338**	338	
Adidome Farm Institute	**100**	**233**	233		151	151		**201**	**271**	271	
Animal Health and Production	**100**	**2,685**	2,685		2,158	2,158		**2,877**	**11,281**	11,281	
Asuansi Farm Institute	**100**	**266**	266		4	4		**5**	**7**	7	
Damongo Agric College	**100**	**99**	99		93	93		**124**	**143**	143	
Ejura Agric College	**100**	**1,001**	1,001		1,006	1,006		**1,342**	**1,382**	1,382	
Kwadaso Agric College	**100**	**2,110**	2,110		1,824	1,824		**2,432**	**2,522**	2,522	
Ohawu Agric College	**100**	**601**	601		-			**-**	**711**	711	
Wenchi Farm Institute	**100**	**814**	814		1,049	*1,049*		**1,399**	**1,649**	1,649	
Plant Protection and Regulatory Service Directorate	13	19,960	2,595	17,365	9,444	1,228	8,217	12,593	14,418	1,874	12,544
Veterinary Services Department	16	18,004	2,881	15,124	4,176	668	3,508	5,568	8,004	1,281	6,724
Tree Crops Development Authority	66	5,112	3,374	1,738	2,776	2,776		3,701	3,053	2,015	1,038
Ministry of Fisheries and Aquaculture Dev.		**175,153**	**130,339**	**44,814**	**104,226**	**75,175**	**29,051**	**138,968**	**204,375**	**150,103**	**54,272**
Fisheries Commission	66	97,583	64,405	33,178	90,205	63,257	26,948	120,273	124,292	82,033	42,259
National Premix Fuel Secretariat	85	77,569	65,934	11,635	14,021	11,918	2,103	18,695	80,083	68,070	12,012
Ministry of Lands and Natural Resources		**855,942**	**695,307**	**160,635**	**650,093**	**534,815**	**115,278**	**866,094**	**1,196,567**	**950,719**	**245,848**
Forestry Commission:	85	169,906	144,420	25,486	131,374	131,374	1	175,166	218,695	185,891	32,804
Corporate Head Office	**85**	**34,033**	28,928	5,105	28,378	*28,378*	**0**	**37,837**	**60,202**	51,171	9,030
Forestry Services Division	**85**	**73,675**	62,624	11,051	50,094	*50,094*	**0**	**66,792**	**81,043**	68,887	12,156
Timber Industry Development Division	**85**	**52,925**	44,986	7,939	46,922	*46,922*	**0**	**62,563**	**65,060**	55,301	9,759
Wild Life Division	**85**	**9,273**	7,882	1,391	5,980	*5,980*	**0**	**7,973**	**12,391**	10,532	1,859
Ghana Geological Survey Authority	66	1,192	787	405	2,980	1,967	1,013	3,973	8,100	5,346	2,754
Ghana Integrated Alliumium Dev. Cooperation	66	6,750	4,455	2,295	1,139	751	387	1,518	6,911	4,561	2,350
Ghana School of Survey and Mapping	100	1,822	1,822	-	1,596	1,596	-	2,128	1,909	1,909	
Lands Commission	33	264,375	132,187	132,187	174,892	61,014	113,877	233,189	311,274	104,194	207,080
Minerals Commission	100	396,900	396,900	-	327,799	327,799	-	437,065	630,135	630,135	-
Office of the Administrator of Stool Lands	100	14,228	14,228	-	10,314	10,314	-	13,056	17,013	17,013	
Ghana Integrated Iron and Steel Development Corporation	66	768	507	261	-			-	2,530	1,670	860

Appendix 9A: Non-Tax Revenue / Internally Generated Funds (NTR/IGF)-2023 Projections Vs Actuals and 2024 Projections (GH¢'000)

Sector/Ministry/Department/Agency		2023 Projections			2023 Actuals (Jan-Sept)			Projected End Year	2024 Projections		
	Capped Retention (%)	Collection	Retention	Lodgement	Collection	Retention	Lodgement	Collection	Collection	Retention	Lodgement
ECONOMIC SECTOR		**1,919,102**	**1,596,880**	**322,221**	**1,571,273**	**1,360,864**	**210,409**	**2,034,339**	**2,739,417**	**2,287,260**	**452,157**
Ministry of Food and Agriculture		**53,729**	**17,966**	**35,763**	**24,014**	**11,759**	**12,256**	**32,019**	**45,750**	**24,404**	**21,346**
Animal Production Department	33	2,087	689	1,398	590	205	385	786	1,120	370	751
Grains and Legumes Development Board	66	405	267	138	415	268	146	553	851	562	289
Human Resource Dev. and Mgt Directorate:		8,160	8,160	-	6,614	6,614	-	8,819	18,303	18,303	-
HRDMD (HQ)	**100**	**352**	352		330	330		**440**	**338**	338	
Adidome Farm Institute	**100**	**233**	233		151	151		**201**	**271**	271	
Animal Health and Production	**100**	**2,685**	2,685		2,158	2,158		**2,877**	**11,281**	11,281	
Asuansi Farm Institute	**100**	**266**	266		4	4		**5**	**7**	7	
Damongo Agric College	**100**	**99**	99		93	93		**124**	**143**	143	
Ejura Agric College	**100**	**1,001**	1,001		1,006	1,006		**1,342**	**1,382**	1,382	
Kwadaso Agric College	**100**	**2,110**	2,110		1,824	1,824		**2,432**	**2,522**	2,522	
Ohawu Agric College	**100**	**601**	601		-			**-**	**711**	711	
Wenchi Farm Institute	**100**	**814**	814		1,049	*1,049*		**1,399**	**1,649**	1,649	
Plant Protection and Regulatory Service Directorate	13	19,960	2,595	17,365	9,444	1,228	8,217	12,593	14,418	1,874	12,544
Veterinary Services Department	16	18,004	2,881	15,124	4,176	668	3,508	5,568	8,004	1,281	6,724
Tree Crops Development Authority	66	5,112	3,374	1,738	2,776	2,776		3,701	3,053	2,015	1,038
Ministry of Fisheries and Aquaculture Dev.		**175,153**	**130,339**	**44,814**	**104,226**	**75,175**	**29,051**	**138,968**	**204,375**	**150,103**	**54,272**
Fisheries Commission	66	97,583	64,405	33,178	90,205	63,257	26,948	120,273	124,292	82,033	42,259
National Premix Fuel Secretariat	85	77,569	65,934	11,635	14,021	11,918	2,103	18,695	80,083	68,070	12,012
Ministry of Lands and Natural Resources		**855,942**	**695,307**	**160,635**	**650,093**	**534,815**	**115,278**	**866,094**	**1,196,567**	**950,719**	**245,848**
Forestry Commission:	85	169,906	144,420	25,486	131,374	131,374	1	175,166	218,695	185,891	32,804
Corporate Head Office	**85**	**34,033**	28,928	5,105	28,378	*28,378*	**0**	**37,837**	**60,202**	51,171	9,030
Forestry Services Division	**85**	**73,675**	62,624	11,051	50,094	*50,094*	**0**	**66,792**	**81,043**	68,887	12,156
Timber Industry Development Division	**85**	**52,925**	44,986	7,939	46,922	*46,922*	**0**	**62,563**	**65,060**	55,301	9,759
Wild Life Division	**85**	**9,273**	7,882	1,391	5,980	*5,980*	**0**	**7,973**	**12,391**	10,532	1,859
Ghana Geological Survey Authority	66	1,192	787	405	2,980	1,967	1,013	3,973	8,100	5,346	2,754
Ghana Integrated Alliumium Dev. Cooperation	66	6,750	4,455	2,295	1,139	751	387	1,518	6,911	4,561	2,350
Ghana School of Survey and Mapping	100	1,822	1,822	-	1,596	1,596	-	2,128	1,909	1,909	
Lands Commission	33	264,375	132,187	132,187	174,892	61,014	113,877	233,189	311,274	104,194	207,080
Minerals Commission	100	396,900	396,900	-	327,799	327,799	-	437,065	630,135	630,135	-
Office of the Administrator of Stool Lands	100	14,228	14,228	-	10,314	10,314	-	13,056	17,013	17,013	
Ghana Integrated Iron and Steel Development Corporation	66	768	507	261	-			-	2,530	1,670	860

Appendix 9A: Non-Tax Revenue / Internally Generated Funds (NTR/IGF)-2023 Projections Vs Actuals and 2024 Projections (GH¢'000)

Sector/Ministry/Department/Agency		2023 Projections			2023 Actuals (Jan-Sept)			Projected End Year	2024 Projections		
	Capped Retention (%)	Collection	Retention	Lodgement	Collection	Retention	Lodgement	Collection	Collection	Retention	Lodgement
Ministry of Trade and Industry		**260,490**	**190,926**	**69,565**	**165,977**	**118,593**	**47,384**	**221,308**	**388,600**	**282,179**	**106,420**
Ghana Export Promotion Authority	66	153	101	52	450	297	153	600	640	423	218
Ghana Enterprises Agency	66	2,140	1,412	728	388	256	132	518	1,480	977	503
Ghana Free Zones Authority	94	108,482	101,973	6,509	58,415	54,910	3,505	77,887	152,988	143,808	9,179
Ghana Standards Authority	59	129,701	76,524	53,177	89,198	52,627	36,571	118,931	197,074	116,273	80,800
(GRATIS)	94	135	95	41	2,960	2,783	178	3,947	3,390	3,187	203
Ministry of Trade and Industry(HQ)	53	17,686	9,374	8,313	14,565	7,720	6,846	19,420	32,978	17,478	15,500
Ghana International Trade Commission	66	2,193	1,447	746	-	-	-	5	50	33	17
Min. of Tourism, Culture and Creative Arts		**32,726**	**21,481**	**11,244**	**20,294**	**14,206**	**6,088**	**27,059**	**44,191**	**28,732**	**15,459**
Abibigroma Theatre Company	66	119	78	40	65	65		86	128	84	43
Bureau of Ghana Languages	33	159	52	107	118	39	79	158	220	73	147
Folklore Board	66	125	83	43	44	29	15	58	140	92	48
Ghana Dance Ensemble	66	315	208	107	208	208	-	277	331	219	113
Ghana Museums and Monuments Board	66	2,237	1,476	761	2,108	1,391	717	2,810	4,185	2,762	1,423
Ghana Tourism Authorithy	66	20,144	13,295	6,849	11,838	7,813	4,025	15,783	25,312	16,706	8,606
Hotel, Catering & Tourism Training Institute(HOTCATT)	100	712	712	-	39	39	-	52	48	48	
Kwame Nkrumah Memorial Park	66	950	627	323	3,267	2,156	1,111	4,357	7,097	4,684	2,413
National Commission on Culture	33	931	307	624	240	240	-	321	1,144	377	766
National Film Authority	66	1,682	1,110	572	115	76	39	153	697	460	237
National Symphony Orchestra	66	286	189	97	26	26	-	34	209	138	71
National Theatre (Main)	66	4,423	2,919	1,504	1,924	1,924	-	2,565	3,717	2,453	1,264
W.E.B. Du Bois Memorial Centre	66	642	424	218	303	200	103	404	964	636	328
Min. of Env., Science, Tech.and Innovation		**302,095**	**302,095**	**-**	**203,101**	**203,101**	**-**	**270,802**	**339,883**	**337,634**	**2,249**
Biotech. and Nuclear Agric. Res. Institute	100	307	307	-	445	445	-	594	1,353	1,353	-
Council for Scientific and Industrial Research	100	29,743	29,743	-	30,363	30,363	-	40,484	41,049	41,049	-
Environmental Protection Agency	100	244,351	244,351	-	136,633	136,633	-	182,178	241,498	239,249	2,249
Ghana Atomic Energy Commission-Secretariat	100	14,900	14,900	-	14,270	14,270	-	19,027	20,961	20,961	-
Ghana Space Science and Technology Institute (GSSTI)	100	600	600	-	230	230	-	306	767	767	-
National Biosafety Authority	100	201	201	-	92	92	-	122	500	500	-
National Nuclear Research Institute	100	509	509	-	579	579	-	771	1,862	1,862	-
Nuclear Regulatory Authority	100	5,452	5,452	-	4,787	4,787	-	6,382	7,518	7,518	-
Radiation Protection Institute	100	4,269	4,269	-	2,497	2,497	-	3,329	5,195	5,195	-
Radiological and Medical Sciences Research Institute (R.A.M.S.R.I.)	100	549	549	-	897	897	-	1,197	310	310	-
School of Nuclear and Allied Sciences (SNAS)	100	1,215	1,215	-	101	101	-	134	1,802	1,802	-
Nuclear Power Institute	100	-	-	-	-	-	-	-	18	18	-
E-Waste Fund	100				12,208	12,208		16,277	17,050	17,050	
Ministry of Energy		**238,967**	**238,766**	**201**	**403,567**	**403,216**	**351**	**478,090**	**520,051**	**513,488**	**6,563**
Energy Commission	100	59,985	59,985	-	41,737	41,737	-	55,649	67,049	67,049	
Ministry of Energy (HQ)	0	201	-	201	351	-	351	468	249	-	249
National Petroleum Authority	100	178,781	178,781		277,006	277,006		309,342	318,357	312,043	6,314
Petroleum Commission	100				84,473	84,473		112,631	134,397	134,397	

Appendix 9A: Non-Tax Revenue / Internally Generated Funds (NTR/IGF)-2023 Projections Vs Actuals and 2024 Projections (GH¢'000)

Sector/Ministry/Department/Agency		2023 Projections			2023 Actuals (Jan-Sept)			Projected End Year	2024 Projections		
	Capped Retention (%)	Collection	Retention	Lodgement	Collection	Retention	Lodgement	Collection	Collection	Retention	Lodgement
Min. of Env., Science, Tech.and Innovation		**302,095**	**302,095**	**-**	**203,101**	**203,101**	**-**	**270,802**	**339,883**	**337,634**	**2,249**
Biotech. and Nuclear Agric. Res. Institute	100	307	307	-	445	445	-	594	1,353	1,353	-
Council for Scientific and Industrial Research	100	29,743	29,743	-	30,363	30,363	-	40,484	41,049	41,049	-
Environmental Protection Agency	100	244,351	244,351	-	136,633	136,633	-	182,178	241,498	239,249	2,249
Ghana Atomic Energy Commission-Secretariat	100	14,900	14,900	-	14,270	14,270	-	19,027	20,961	20,961	-
Ghana Space Science and Technology Institute (GSSTI)	100	600	600	-	230	230	-	306	767	767	-
National Biosafety Authority	100	201	201	-	92	92	-	122	500	500	-
National Nuclear Research Institute	100	509	509	-	579	579	-	771	1,862	1,862	-
Nuclear Regulatory Authority	100	5,452	5,452	-	4,787	4,787	-	6,382	7,518	7,518	-
Radiation Protection Institute	100	4,269	4,269	-	2,497	2,497	-	3,329	5,195	5,195	-
Radiological and Medical Sciences Research Institute (R.A.M.S.R.I.)	100	549	549	-	897	897	-	1,197	310	310	-
School of Nuclear and Allied Sciences (SNAS)	100	1,215	1,215	-	101	101	-	134	1,802	1,802	-
Nuclear Power Institute	100	-	-	-	-	-	-	-	18	18	-
E-Waste Fund	100				12,208	12,208		16,277	17,050	17,050	
Ministry of Energy		**238,967**	**238,766**	**201**	**403,567**	**403,216**	**351**	**478,090**	**520,051**	**513,488**	**6,563**
Energy Commission	100	59,985	59,985	-	41,737	41,737	-	55,649	67,049	67,049	
Ministry of Energy (HQ)	0	201	-	201	351	-	351	468	249	-	249
National Petroleum Authority	100	178,781	178,781		277,006	277,006		309,342	318,357	312,043	6,314
Petroleum Commission	100				84,473	84,473		112,631	134,397	134,397	

Appendix 9A: Non-Tax Revenue / Internally Generated Funds (NTR/IGF)-2023 Projections Vs Actuals and 2024 Projections (GH¢'000)

Sector/Ministry/Department/Agency		2023 Projections			2023 Actuals (Jan-Sept)			Projected End Year	2024 Projections		
	Capped Retention (%)	Collection	Retention	Lodgement	Collection	Retention	Lodgement	Collection	Collection	Retention	Lodgement
INFRASTRUCTURE		**922,619**	**864,942**	**57,677**	**608,815**	**589,436**	**19,379**	**808,921**	**1,062,353**	**981,586**	**80,767**
								-			
Ministry of Water Resources and Sanitation		**52,772**	**43,992**	**8,780**	**52,076**	**50,652**	**1,424**	**69,435**	**93,110**	**76,834**	**16,276**
Community Water and Sanitation Agency	85	48,224	40,991	7,234	47,889	47,889	-	63,851	80,954	68,811	12,143
Water Resources Commission	66	4,548	3,002	1,546	4,187	2,764	1,424	5,583	12,156	8,023	4,133
								-			
Ministry of Works and Housing		**15,857**	**8,982**	**6,874**	**2,506**	**1,129**	**1,377**	**3,196**	**25,252**	**15,148**	**10,104**
Architect Registration Council	66	723	477	246	643	425	219	858	667	440	227
Department of Rural Housing	66	221	146	75	48	31	16	64	229	151	78
Engineering Council	66	1,579	1,042	537	110	72	37		15,206	10,036	5,170
Ghana Hydrological Service Authority	66	59		59	39	26	13	52	128	84	43
Ministry of Works & Housing (Hq'ters)	33	3,295	1,087	2,208	1,209	399	810	1,612	3,722	1,228	2,494
Public Servants Housing Loans Scheme Board	85	1,600	1,360	240	76	50	26	101	1,360	1,156	204
Public Works Department	33	1,785	589	1,196	143	47	96	190	1,262	416	845
Rent Control Department	33	217	71	145	239	79	160	319	400	132	268
Real Estate Agency Council	66	6,378	4,209	2,168	-				2,280	1,505	775
Ministry of Railway Development		**7,804**	**5,150**	**2,653**	**2,526**	**1,667**	**859**	**3,368**	**9,031**	**5,960**	**3,070**
Ghana Railway Development Authority	**66**	**7,804**	5,150	2,653	**2,526**	1,667	859	**3,368**	**9,031**	5,960	3,070
								-			
Ministry of Roads and Highway		**35,801**	**28,257**	**7,544**	**32,138**	**27,054**	**5,084**	**42,851**	**51,300**	**42,008**	**9,292**
Department of Feeder Roads	33	1,200	396	804	1,067	352	715	1,422	1,500	495	1,005
Department of Urban Roads	33	152	50	102	119	39	79	158	185	61	124
Ghana Highway Authority	66	18,364	12,120	6,244	10,014	6,609	3,405	13,352	20,462	13,505	6,957
Axle Load	100	15,497	15,497	-	19,618	19,618	-	26,157	27,353	27,353	-
Ministry of Roads and Highways(HQ)	33	588	194	394	1,322	436	885	1,762	1,800	594	1,206
Ministry of Communications and Digitalisation		**46,981**	**32,455**	**14,526**	**23,558**	**17,416**	**6,142**	**31,411**	**86,246**	**59,988**	**26,258**
Cyber Security Authority	66	10,694	7,058	3,636	-				11,394	7,520	3,874
Ministry of Communications and Digitalisation (HQ)	0	10		10	-				18	-	18
Data Protection Commission	100	3,846	3,846	-	3,833	3,833		5,111	6,134	6,134	-
Ghana Meteorological Agency	66	12,699	8,381	4,318	5,101	3,367	1,734	6,802	44,621	29,450	15,171
Ghana-India Kofi Annan Centre of Excellence	81	951	774	177	373	302	71	498	1,703	1,379	324
National Information Technology Agency (NITA)	66	17,086	11,277	5,809	11,677	7,707	3,970	15,569	18,623	12,291	6,332
Postal and Courier Services Reg. Comm.	66	1,696	1,119	577	1,077	711	366	1,437	1,587	1,047	539
Ghana Investment Fund for Electronic Communications (GIFEC)	100				1,496	1,496		1,994	2,166	2,166	
National Communications Authority		**400,890**	**400,890**	**-**	**223,367**	**223,367**	**-**	**297,823**	**380,874**	**380,874**	**-**
National Communications Authority	100	400,890	400,890	-	223,367	223,367	-	297,823	380,874	380,874	-
Ministry of Transport		**353,795**	**336,495**	**17,300**	**270,628**	**266,135**	**4,493**	**360,838**	**408,412**	**392,645**	**15,767**
Ministry of Transport (HQ)	100	90,954	90,954	-	24,760	24,760		33,014	91,863	91,863	
Driver and Vehicle Licensing Authority	99	219,714	217,078	2,637	232,652	232,652		310,203	270,176	270,176	-
National Road Safety Authority	66	43,127	28,464	14,663	13,216	8,722	4,493	17,621	46,373	30,606	15,767
Ghana Maritime Authority		**8,720**	**8,720**	**-**	**2,015**	**2,015**	**-**	**-**	**8,129**	**8,129**	**-**
Ghana Maritime Authority	100	8,720	8,720	-	2,015	2,015	-	-	8,129	8,129	-

Appendix 9A: Non-Tax Revenue / Internally Generated Funds (NTR/IGF)-2023 Projections Vs Actuals and 2024 Projections (GH¢'000)

Sector/Ministry/Department/Agency		2023 Projections			2023 Actuals (Jan-Sept)			Projected End Year	2024 Projections		
	Capped Retention (%)	Collection	Retention	Lodgement	Collection	Retention	Lodgement	Collection	Collection	Retention	Lodgement
SOCIAL SECTOR		7,584,449	7,450,274	134,175	5,822,019	5,734,524	87,495	7,455,791	7,985,346	7,821,310	164,036
Ministry of Education		**3,169,893**	**3,162,191**	**7,702**	**2,551,230**	**2,551,230**	**-**	**3,399,331**	**3,440,795**	**3,433,253**	**7,542**
GES and Others:	**100**	**163,352**	**155,650**	**7,702**	**115,611**	**115,611**	**-**	**154,148**	**208,750**	**201,208**	**7,542**
Centre for Nat. Dist. Learning and Open Schlg	100	250	250		-	-	-	-	250	250	
Commission for Technical and Vocational Education and Training	100	22,351	22,351		17,008	17,008		22,677	58,065	58,065	
Encyclopedia Africana	100	23	23		1	1		2	55	55	
Ghana Academy of Arts and Science	100	550	550		400	400		533	1,010	1,010	
Ghana Book Devt. Council	100	888	888		866	866		1,155	971	971	
Ghana Education Service	100	20,714	20,714		17,748	17,748		23,664	21,258	21,258	
Ghana Library Authority	100	475	475		767	767		1,023	850	850	
Ghana Science Association	100	500	500		431	431		574	600	600	
National Schools Inspectorate Authority	100	19,823	19,823		8,165	8,165		10,886	16,084	16,084	
National Service Secretariat	66	22,653	14,951	7,702	12,015	12,015		16,020	25,139	17,597	7,542
West African Examination Council (National)	100	6,405	6,405		3,558	3,558		4,744	7,250	7,250	
National Teaching Council	100	68,721	68,721		54,653	54,653		72,871	77,218	77,218	
Ghana TVET Service:		**26,581**	**26,581**	**-**	**20,059**	**20,059**	**-**	**26,746**	**33,586**	**33,586**	**-**
Ghana TVET Service - Headquarters	100	6,578	6,578		7,611	7,611		10,147	5,961	5,961	
Ghana TVET Service -Training Institutes	100	20,002	20,002		12,449	12,449		16,598	27,625	27,625	
Universities:	**100**	**2,278,846**	**2,278,846**	**-**	**1,995,827**	**1,995,827**	**-**	**2,678,793**	**2,554,037**	**2,554,037**	**-**
Akenten Appiah-Menka University of Skills Training and Entrepreneurial Development	100	89,929	89,929		56,104	56,104		74,806	116,998	116,998	
C. K. Tedam University of Tech. and Applied Sciences	100	12,753	12,753		7,652	7,652		10,203	12,151	12,151	
Ghana Communication Technology University	100	40,430	40,430		30,279	30,279		40,371	58,595	58,595	
Kwame Nkrumah Univ. of Sci. and Tech.	100	401,724	401,724		494,193	494,193		658,924	686,163	686,163	
S. D. Dombo University of Business and Intergrated Development Studies	100	20,584	20,584		27,545	27,545		36,727	29,247	29,247	
University for Development Studies	100	73,195	73,195		72,626	72,626		96,835	97,956	97,956	
University of Cape Coast	100	743,486	743,486		253,564	253,564		338,085	509,966	509,966	
University of Education, Winneba	100	234,947	234,947		148,461	148,461		197,948	234,972	234,972	
University of Energy and Natural Resources	100	35,517	35,517		30,758	30,758		41,011	39,089	39,089	
University of Environment and Sustainable Devt.	100	6,294	6,294		4,809	4,809		6,412	15,662	15,662	
University of Ghana	100	392,266	392,266		562,842	562,842		750,456	388,338	388,338	
University of Health and Allied Sciences	100	42,091	42,091		106,145	106,145		159,217	58,580	58,580	
University of Mines and Technology	100	26,805	26,805		26,560	26,560		35,413	39,063	39,063	
University of Professional Studies	100	120,490	120,490		141,939	141,939		189,252	210,208	210,208	
University of Media, Arts and Communications (UniMAC)		38,336	38,336	-	32,348	32,348	-	43,131	57,049	57,049	-
Ghana Institute of Journalism	100	21,702	21,702		19,516	19,516		26,022	42,813	42,813	
Ghana Institute of Languages	100	10,050	10,050	-	11,685	11,685		15,580	10,136	10,136	-
National Film and Television Institute (NAFTI)	100	6,584	6,584		1,147	1,147		1,530	4,100	4,100	
Technical Universities	100	324,212	324,212	-	239,306	239,306	-	319,075	414,248	414,248	-
Accra Technical University	100	63,883	63,883		71,538	71,538		95,385	81,047	81,047	
Bolgatanga Technical University	100	9,317	9,317	-	3,474	3,474		4,632	20,454	20,454	-
Cape Coast Technical University	100	15,472	15,472		10,760	10,760		14,346	20,867	20,867	
Ho Technical University	100	20,333	20,333		15,902	15,902		21,203	29,945	29,945	
Koforidua Technical University	100	39,200	39,200		26,194	26,194		34,925	45,858	45,858	
Kumasi Technical University	100	36,312	36,312		38,633	38,633		51,511	50,876	50,876	
Sunyani Technical University	100	58,896	58,896		19,636	19,636		26,181	50,559	50,559	
Takoradi Technical University	100	60,235	60,235		35,125	35,125		46,833	83,949	83,949	
Tamale Technical University	100	15,254	15,254		14,461	14,461		19,281	24,884	24,884	
Dr. Hilla Limann Technical University	100	5,310	5,310		3,584	3,584		4,778	5,810	5,810	
Colleges of Education	100	365,037	365,037		167,195	167,195		202,927	205,037	205,037	
Ghana Tertiary Education Commission	100	11,864	11,864		13,232	13,232		17,642	25,138	25,138	
Ministry of Employment and Labour Relations		**4,760**	**2,826**	**1,934**	**7,951**	**5,752**	**2,199**	**10,601**	**12,322**	**7,569**	**4,753**
Department of Co-operatives	33	425	140	285	432	289	142	575	450	149	302
Department of Factories Inspectorate	33	1,619	534	1,085	2,355	777	1,578	3,139	3,586	1,183	2,403
Labour Department	33	842	278	564	1,452	973	479	1,936	3,057	1,009	2,048
Management Dev. and Prod. Institute (MDPI)	100	1,874	1,874	-	3,713	3,713		4,950	5,228	5,228	

Appendix 9A: Non-Tax Revenue / Internally Generated Funds (NTR/IGF)-2023 Projections Vs Actuals and 2024 Projections (GH¢'000)

Sector/Ministry/Department/Agency		2023 Projections			2023 Actuals (Jan-Sept)			Projected End Year	2024 Projections		
	Capped Retention (%)	Collection	Retention	Lodgement	Collection	Retention	Lodgement	Collection	Collection	Retention	Lodgement
SOCIAL SECTOR		**7,584,449**	**7,450,274**	**134,175**	**5,822,019**	**5,734,524**	**87,495**	**7,455,791**	**7,985,346**	**7,821,310**	**164,036**
National Pension Regulatory Authority		**143,420**	**98,461**	**44,959**	**113,136**	**83,331**	**29,804**	**150,848**	**185,360**	**135,204**	**50,155**
National Pension Regulatory Authority	70	143,420	98,461	44,959	113,136	83,331	29,804	150,848	185,360	135,204	50,155
Ministry of Youth and Sports		**5,506**	**3,634**	**1,872**	**961**	**634**	**327**	**1,282**	**6,003**	**3,962**	**2,041**
National Sports Authority	66	5,439	3,590	1,849	951	628	323	1,268	5,983	3,949	2,034
National Youth Authority	66	67	44	23	10	7	4	14	20	13	7
Ministry of Health		**4,014,226**	**3,937,392**	**76,834**	**3,012,090**	**2,957,942**	**54,148**	**3,711,528**	**4,143,321**	**4,045,976**	**97,345**
Ministry of Health (HQ)	**100**	**22,960**	22,960		**13,776**	13,776		**13,776**	**23,660**	23,660	
Ghana Health Service(Health Facilities)	**100**	**1,740,929**	1,740,929	-	**1,051,521**	1,051,521	-	**1,202,028**	**1,268,730**	1,268,730	-
Teaching Hospitals:		**597,619**	**597,619**	-	**524,866**	**524,866**	-	**699,821**	**850,662**	**850,662**	-
Cape Coast Teaching Hospital	100	32,400	32,400	-	35,783	35,783	-	47,710	55,107	55,107	
Ho Teaching Hospital	100	36,595	36,595	-	32,691	32,691	-	43,587	56,603	56,603	-
Komfo Anokye Teaching Hospital	100	114,381	114,381		135,760	135,760	-	181,014	218,847	218,847	
Korle-Bu Teaching Hospital		285,554	285,554	-	181,149	181,149	-	241,532	300,597	300,597	-
Korle-Bu Teaching Hospital (Main)	**100**	**234,628**	234,628	-	**138,015**	138,015	-	**184,020**	**226,138**	226,138	-
Ghana Radiotherapy	**100**	**12,418**	12,418	-	**10,700**	10,700	-	**14,266**	**23,151**	23,151	
National Cardiothoracic Centre	**100**	**28,083**	28,083	-	**26,061**	26,061	-	**34,748**	**40,000**	40,000	
Plastic and Burn Units	**100**	**9,963**	9,963	-	**5,389**	5,389	-	**7,185**	**9,963**	9,963	
Ghana Institute of Clinical Genetics	**100**	**460**	460	-	**984**	984	-	**1,312**	**1,344**	1,344	-
National Blood Service	100	8,250	8,250	-	7,933	7,933	-	10,577	12,894	12,894	
Tamale Teaching Hospital	100	39,521	39,521	-	39,470	39,470	-	52,626	63,996	63,996	
University of Ghana Medical Centre	100	80,917	80,917	-	92,081	92,081	-	122,775	142,618	142,618	
Regulatory Agencies:	**100**	**292,549**	**215,714**	**76,834**	**225,568**	**171,420**	**54,148**	**300,757**	**400,181**	**302,836**	**97,345**
Food and Drugs Authority	70	153,654	107,558	46,096	130,875	97,646	33,230	174,501	250,344	175,240	75,103
Ghana College of Pharmacists	100	1,871	1,871	-	875	875	-	1,167	3,571	3,571	-
Ghana Psychology Council	100	1,109	1,109	-	398	398	-	531	1,612	1,612	-
Health Facilities Regulatory Agency	80	9,900	7,920	1,980	4,954	3,963	991	6,605	9,471	7,577	1,894
Medical and Dental Council	80	25,137	20,109	5,027	13,024	10,419	2,605	17,365	25,992	20,793	5,198
Nursing and Midwifry Council for Ghana (NMwCG)	90	63,678	50,943	12,736	48,246	38,597	9,649	64,328	66,892	60,203	6,689
Pharmacy Council	80	25,395	16,761	8,634	18,196	12,009	6,187	24,261	26,597	21,278	5,319
Allied Health Professional Council	80	9,955	7,964	1,991	7,434	5,947	1,487	9,912	12,021	9,617	2,404
Traditional Medicine Practice Council	80	1,851	1,480	370	1,566	1,566	-	2,087	3,681	2,945	736
Subvented Agencies:		**69,354**	**69,354**	-	**50,116**	**50,116**	-	**66,821**	**100,329**	**100,329**	-
Centre for Scientific Res. into Plant Medicine	100	39,065	39,065	-	34,748	34,748	-	46,330	60,989	60,989	-
College of Nurses and Midwives	100	9,627	9,627	-	7,788	7,788	-	10,383	12,977	12,977	-
Ghana College of Physicians and Surgeons	100	18,950	18,950	-	7,301	7,301	-	9,735	25,531	25,531	-
Ghana Red Cross Society	100	227	227	-	-		-	-	-		-
Mortuaries And Funeral Facilities Agency	100	1,122	1,122	-	40	40	-	53	353	353	-
St John Ambulance	100	363	363	-	239	239	-	319	480	480	-
Psychiatric Hospitals:		**16,983**	**16,983**	-	**14,434**	**14,434**	-	**19,246**	**29,921**	**29,921**	-
Accra Psychiatric Hospital	100	4,002	4,002	-	3,289	3,289	-	4,385	5,786	5,786	-
Ankaful Hospital	100	3,331	3,331		2,031	2,031	-	2,709	5,628	5,628	
Pantang Hospital	100	9,650	9,650		9,114	9,114	-	12,152	18,507	18,507	
Other Health Institutions:		1,273,832	1,273,832	-	1,131,810	1,131,810	-	1,409,080	1,469,837	1,469,837	-
Ahmadiyya Muslim Health Service Ghana	100	25,708	25,708	-	16,424	16,424	-	21,899	28,241	28,241	-
Christian Health Assoc. of Ghana (CHAG)	100	796,779	796,779	-	801,378	801,378	-	1,068,504	1,117,684	1,117,684	-
Health Training Institutions	100	451,345	451,345	-	314,008	314,008	-	318,677	323,912	323,912	-
National Health Insurance Authority		**245,273**	**245,273**	-	**135,080**	**135,080**	-	**180,106**	**194,152**	**194,152**	-
National Health Insurance Authority	100	245,273	245,273		135,080	135,080	-	180,106	194,152	194,152	
Min. of Gender, Children & Social Protection		**1,371**	**497**	**874**	**1,571**	**554**	**1,017**	**2,095**	**3,393**	**1,193**	**2,200**
Central Adoption Authority	46	342	157	184	274	126	148	365	562	259	304
Department of Social Welfare	33	939	310	629	1,206	398	808	1,608	2,501	825	1,676
Efua Sutherland Children's Park	33	90	30	60	92	30	61	122	330	109	221

Appendix 9A: Non-Tax Revenue / Internally Generated Funds (NTR/IGF)-2023 Projections Vs Actuals and 2024 Projections (GH¢'000)

Sector/Ministry/Department/Agency		2023 Projections			2023 Actuals (Jan-Sept)			Projected End Year	2024 Projections		
	Capped Retention (%)	Collection	Retention	Lodgement	Collection	Retention	Lodgement	Collection	Collection	Retention	Lodgement
SOCIAL SECTOR		**7,584,449**	**7,450,274**	**134,175**	**5,822,019**	**5,734,524**	**87,495**	**7,455,791**	**7,985,346**	**7,821,310**	**164,036**
PUBLIC SAFETY SECTOR		**757,709**	**363,286**	**394,423**	**515,388**	**214,401**	**300,986**	**687,183**	**1,133,637**	**557,912**	**575,725**
Min. of Justice and Attorney General's Dept.		**238,153**	**192,673**	**45,480**	**133,987**	**97,154**	**36,833**	**178,650**	**295,319**	**220,670**	**74,649**
Council for Law Reporting	66	650	429	221	365	241	124	487	650	429	221
General Legal Council (Ghana School of Law)	75	46,155	34,780	11,375	13,170	9,877	3,292	17,560	60,875	45,656	15,219
Office of the Copyright Administrator	66	833	550	283	46	30	16	61	1,202	794	409
Registrar General's Department	16	40,002	6,400	33,601	39,763	6,362	33,401	53,017	70,000	11,200	58,800
Office of the Registrar of Companies	100	150,514	150,514	-	80,643	80,643		107,525	162,591	162,591	-
Legal Aid Commission		**63**	**63**	**-**	**57**	**57**	**-**	**76**	**70**	**70**	**-**
Legal Aid Commission	100	63	63	-	57	57	-	76	70	70	-
Ministry of Defence		**28,841**	**28,841**	**-**	**18,738**	**18,738**	**-**	**24,985**	**30,755**	**30,755**	**-**
37 Military Hospital	100	24,397	24,397	-	13,392	13,392		17,856	25,878	25,878	-
Army	100	550	550		400	400		533	840	840	
Air Force	100	1,800	1,800		3,600	3,600		4,800	1,800	1,800	
Navy	100	2,094	2,094		1,346	1,346		1,795	2,237	2,237	
Judicial Service		**150,585**	**45,175**	**105,409**	**39,053**	**11,716**	**27,337**	**52,071**	**170,373**	**51,112**	**119,261**
Judicial Service	30	150,585	45,175	105,409	39,053	11,716	27,337	52,071	170,373	51,112	119,261
Ministry of Interior		**340,066**	**96,533**	**243,533**	**323,552**	**86,736**	**236,816**	**431,402**	**637,120**	**255,304**	**381,816**
Criminal Investigations Department	33	9,991	3,297	6,694	5,683	2,205	3,478	7,577	11,489	3,791	7,698
Gaming Commission	40	88,160	35,264	52,896	57,913	25,165	32,748	77,217	78,185	31,274	46,911
Ghana Immigration Service	40	203,539	40,708	162,831	238,223	49,645	188,579	317,631	501,775	200,710	301,065
Ghana National Fire Service	33	2,816	929	1,887	4,283	1,413	2,869	5,710	3,470	1,145	2,325
Ghana Prisons Service	60	581	348	232	331	199	133	442	860	516	344
Interior Headquarters	33	27,452	9,059	18,393	13,467	5,104	8,363	17,956	33,144	10,938	22,207
Narcotics Control Board	33	896	296	600	966	319	647	1,289	1,890	624	1,266
Police Hospital	100	6,632	6,632	-	2,686	2,686		3,581	6,307	6,307	-
MULTISECTORIAL	**0**	**500,968**	**-**	**500,968**	**401,951**	**-**	**401,951**	**535,935**	**1,099,247**	**-**	**1,099,247**
Accra City Revenue/Refund etc	0	14		14	13		13	17	15		15
Auction Sales	0	10,332		10,332	10,620		10,620	14,160	11,365		11,365
Dividend Payment	0	403,690		403,690	177,856		177,856	237,142	344,060		344,060
Interest on Loans/CAGD Loans Repayment	0	7,036		7,036	4,001		4,001	5,335	7,740		7,740
Share	0	61,491		61,491	23,417		23,417	31,223	34,157		34,157
NLA net income	0	18,400		18,400	-			-	20,240		20,240
Value Books Sales	0	5		5	0		0	0	5		5
Yield from capping policy	0	-			186,044		186,044	248,059	-		
Revised 2021 Retention	0	-			-			-	-		
Other Revenue Measures									681,666		681,666
GRAND TOTAL		**12,142,745**	**10,627,615**	**1,515,130**	**9,376,921**	**8,323,305**	**1,053,616**	**12,132,135**	**14,837,843**	**12,339,430**	**2,498,414**

Appendix 9B: 2024 Internally Generated Funds Retention (Expenditure) Breakdown By MDAs

Sector/Ministry/Department/Agency	EMPLOYEE COMPENSATION	GOODS AND SERVICE	CAPEX	SUB - TOTAL	2023 RETENTION B/F	GRAND TOTAL
ADMINISTRATION SECTOR	**40,767,810**	**533,911,384**	**116,684,013**	**691,363,207**	**74,583,517**	**765,946,724**
Office of Government Machinery	**-**	**146,083,762**	**7,634,446**	**153,718,208**	**42,670**	**153,760,878**
Ghana Investment Promotion Centre		47,789,899	5,309,989	**53,099,887**		**53,099,887**
National Identification Authority	-	3,486,686	2,324,457	**5,811,143**		**5,811,143**
Ghana Card Project		90,947,980		**90,947,980**		**90,947,980**
Office of the Chief of Staff	-	122,797		**122,797**	42,670	**165,467**
State Interest and Governance Authority		333,000		**333,000**		**333,000**
Internal Audit Agency		3,403,400		**3,403,400**		**3,403,400**
Office of the Head of Civil Service	**-**	**7,996,084**	**1,207,391**	**9,203,474**	**2,375,210**	**11,578,684**
Civil Service Training Centre	-	3,531,507	882,877	**4,414,383**		**4,414,383**
Government Secretarial School	-	1,298,057	324,514	**1,622,571**		**1,622,571**
Institute of Technical Supervision	-	400,000		**400,000**		**400,000**
Public Records & Archives Admin. Dept.	-	2,606,520		**2,606,520**	2,375,210	**4,981,730**
Management Services Department	-	160,000		**160,000**		**160,000**
Public Services Commission	**-**	**25,410**	**-**	**25,410**	**-**	**25,410**
Public Services Commission		25,410		**25,410**		**25,410**
Ministry of Foreign Affairs & Regional Integration	**421,692**	**115,061,504**	**49,133,130**	**164,616,326**	**-**	**164,616,326**
Foreign Affairs and Regional Integration (Finance Bureau)	-	235,796	117,898	**353,693**		**353,693**
Accra International Conference Center	421,692	3,531,671	1,317,788	**5,271,150**		**5,271,150**
Passport Office		78,748,259	33,749,254	**112,497,513**		**112,497,513**
Missions	-	32,545,779	13,948,191	**46,493,970**		**46,493,970**
Ministry of Finance	**-**	**187,877,230**	**39,188,639**	**227,065,869**	**22,444,337**	**249,510,206**
Controller and Accountant General's Department (CAGD)	-	28,052,950	9,350,983	**37,403,934**	4,444,337	**41,848,271**
General Administration and Finance	-	118,256,093	28,253,527	**146,509,620**	18,000,000	**164,509,620**
Ghana Statistical Service	-	28,697		**28,697**		**28,697**
Institute of Accountancy Training	-	358,693		**358,693**		**358,693**
Public Procurement Authority	-	2,223,872	1,584,128	**3,808,000**		**3,808,000**
Ghana Revenue Authority		38,956,925		**38,956,925**		**38,956,925**
Independent Tax Appeals Board	**-**	**202,500**	**-**	**202,500**	**-**	**202,500**
Independent Tax Appeals Board		202,500		**202,500**		**202,500**
Securities and Exchange Commission	**37,346,118**	**25,584,585**	**10,476,675**	**73,407,378**	**-**	**73,407,378**
Securities and Exchange Commission	37,346,118	25,584,585	10,476,675	**73,407,378**		**73,407,378**
Electoral Commission	**-**	**4,376,740**	**-**	**4,376,740**	**7,000,000**	**11,376,740**
Electoral Commission		4,376,740		**4,376,740**	7,000,000	**11,376,740**
Ministry of Local Government and Rural Development	**3,000,000**	**13,868,642**	**1,000,000**	**17,868,642**	**-**	**17,868,642**
Births and Deaths Registry		4,378,710		**4,378,710**		**4,378,710**
Dept. of Parks and Gardens	-	534,067		**534,067**		**534,067**
Institute of Local Government Studies	3,000,000	4,000,000	1,000,000	**8,000,000**		**8,000,000**
Land Use and Spatial Planning		4,955,865		**4,955,865**		**4,955,865**
Ministry of Information	**-**	**32,834,928**	**8,043,732**	**40,878,659**	**42,721,300**	**83,599,959**
Ghana Broadcasting Corporation		32,174,928	8,043,732	**40,218,659**	42,700,000	**82,918,659**
Ghana News Agency		200,000		**200,000**		**200,000**
Information Service Department		460,000		**460,000**	21,300	**481,300**

APPENDIX 9B: 2024 INTERNALLY GENERATED FUNDS RETENTION (EXPENDITURE) BREAKDOWN BY MDAS

Sector/Ministry/Department/Agency	EMPLOYEE COMPENSATION	GOODS AND SERVICE	CAPEX	SUB - TOTAL	2023 RETENTION B/F	GRAND TOTAL
ECONOMIC SECTOR	**485,238,832**	**1,105,262,282**	**562,361,966**	**2,152,863,080**	**167,667,870**	**2,320,530,950**
Ministry of Food and Agriculture	**157,650**	**12,105,484**	**12,140,867**	**24,404,001**	**20,790**	**24,424,791**
Animal Production Department	-	221,826	147,884	**369,710**		**369,710**
Grains and Legumes Development Board	-	449,328	112,332	**561,660**	20,790	**582,450**
Human Resource Dev. & Management Directorate:	**157,650**	**7,499,799**	**10,645,151**	**18,302,600**		**18,302,600**
HRDMD (HQ)	-	337,500		**337,500**		**337,500**
Adidome Farm Institute		271,008		**271,008**		**271,008**
Animal Health and Production	157,650	1,642,980	9,480,060	**11,280,690**		**11,280,690**
Asuansi Farm Institute		3,990	3,010	**7,000**		**7,000**
Damongo Agric College		142,500		**142,500**		**142,500**
Ejura Agric College		1,382,300		**1,382,300**		**1,382,300**
Kwadaso Agric College		1,689,743	832,262	**2,522,005**		**2,522,005**
Ohawu Agric College		710,500		**710,500**		**710,500**
Wenchi Farm Institute		1,319,277	329,819	**1,649,097**		**1,649,097**
Plant Protection and Regulatory Service Directorate	-	1,499,512	374,878	**1,874,390**		**1,874,390**
Veterinary Services Department	-	1,024,566	256,141	**1,280,707**		**1,280,707**
Tree Crops Development Authority		1,410,454	604,480	**2,014,934**		**2,014,934**
Min. of Fisheries & Aquaculture Devevelopment	**-**	**50,581,032**	**99,522,001**	**150,103,033**	**-**	**150,103,033**
Fisheries Commission	-	49,219,626	32,813,084	**82,032,710**		**82,032,710**
National Premix Fuel Secretariat	-	1,361,406	66,708,917	**68,070,323**		**68,070,323**
Ministry of Lands and Natural Resources	**179,550,211**	**564,726,493**	**206,441,967**	**950,718,671**	**166,668,110**	**1,117,386,781**
Forestry Commission:	-	**163,848,119**	**22,043,038**	**185,891,157**	-	**185,891,157**
Corporate Head Office		46,054,335	5,117,148	**51,171,483**		**51,171,483**
Forestry Services Division		61,309,028	7,577,520	**68,886,549**		**68,886,549**
Timber Industry Development Division		47,005,965	8,295,170	**55,301,135**		**55,301,135**
Forestry Plantation Development Board				-		-
Wild Life Division		9,478,791	1,053,199	**10,531,990**		**10,531,990**
Ghana Geological Survey Authority		2,512,564	2,833,316	**5,345,880**	2,637,530	**7,983,410**
Ghana Integrated Alliumium Dev. Cooperation		4,561,460		**4,561,460**		**4,561,460**
Ghana School of Survey and Mapping		1,145,563	763,708	**1,909,271**		**1,909,271**
Lands Commission		68,495,784	35,698,152	**104,193,936**		**104,193,936**
Minerals Commission	179,550,211	310,584,450	140,000,000	**630,134,661**	162,635,790	**792,770,451**
Office of the Administrator of Stool Lands		11,908,754	5,103,752	**17,012,506**	1,394,790	**18,407,296**
Ghana Integrated Iron and Steel Development Corporation		1,669,800		**1,669,800**		**1,669,800**
Ministry of Trade and Industry	**46,018,702**	**156,201,213**	**79,959,527**	**282,179,442**	**163,210**	**282,342,652**
Ghana Export Promotion Authority		422,532		**422,532**	163,210	**585,742**
Ghana Enterprises Agency		439,607	537,297	**976,904**		**976,904**
Ghana Free Zones Authority	46,018,702	69,028,053	28,761,689	**143,808,444**		**143,808,444**
Ghana Standards Authority	-	69,764,034	46,509,356	**116,273,390**		**116,273,390**
GRATIS Foundation		2,549,465	637,366	**3,186,832**		**3,186,832**
Ministry of Trade and Industry(HQ)		13,982,672	3,495,668	**17,478,340**		**17,478,340**
Ghana International Trade Commission		14,850	18,150	**33,000**		**33,000**
Min. of Tourism, Culture and Creative Arts	**-**	**22,211,802**	**6,520,691**	**28,732,492**	**5,870**	**28,738,362**
Abibigroma Theatre Company	-	67,328	16,832	**84,160**		**84,160**
Bureau of Ghana Languages	-	72,570		**72,570**	5,870	**78,440**
Folklore Board	-	73,920	18,480	**92,400**		**92,400**
Ghana Dance Ensemble	-	185,802	32,789	**218,590**		**218,590**
Ghana Museums & Monuments Board	-	1,795,220	966,657	**2,761,877**		**2,761,877**
Ghana Tourism Authorithy	-	12,529,635	4,176,545	**16,706,180**		**16,706,180**
Hotel, Catering & Tourism Training Institute(HOTCATT)	-	24,000	24,000	**48,000**		**48,000**
Kwame Nkrumah Memorial Park	-	4,309,298	374,722	**4,684,020**		**4,684,020**
National Commission on Culture	-	377,460		**377,460**		**377,460**
National Film Authority	-	322,153	138,065	**460,218**		**460,218**
National Symphony Orchestra	-	110,432	27,608	**138,040**		**138,040**
National Theatre	-	1,962,391	490,598	**2,452,989**		**2,452,989**
W.E.B. Du Bois Memorial Centre	-	381,593	254,395	**635,988**		**635,988**
Min. of Env., Science, Tech.& Innovation	**107,662,262**	**169,511,002**	**60,460,961**	**337,634,225**	**809,890**	**338,444,115**
Biotech. and Nuclear Agric. Res. Institute		947,100	405,900	**1,353,000**	300,000	**1,653,000**
Council for Scientific and Industrial Research		32,839,088	8,209,772	**41,048,860**		**41,048,860**
Environmental Protection Agency	107,662,262	90,914,799	40,672,410	**239,249,471**		**239,249,471**
Ghana Atomic Energy Commission		14,672,902	6,288,387	**20,961,288**		**20,961,288**
Ghana Space Science and Technology Institute (GSSTI)		536,794	230,054	**766,848**		**766,848**
National Biosafety Authority		400,000	100,000	**500,000**	99,010	**599,010**
Nuclear Regulatory Authority		4,510,500	3,007,000	**7,517,500**		**7,517,500**
National Nuclear Research Institute		1,303,392	558,597	**1,861,989**		**1,861,989**
Radiation Protection Institute		4,935,576	259,767	**5,195,344**		**5,195,344**
Radiological and Medical Sciences Research Institute (RAMSRI)		217,000	93,000	**310,000**	410,880	**720,880**
School of Nuclear and Allied Sciences (SNAS)		1,171,251	630,674	**1,801,925**		**1,801,925**
Nuclear Power Institute		12,600	5,400	**18,000**		**18,000**
E-Waste Fund		17,050,000		**17,050,000**		**17,050,000**
Ministry of Energy	**151,850,007**	**129,925,254**	**97,315,954**	**379,091,215**	**-**	**379,091,215**
Energy Commission	24,807,989	32,183,338	10,057,293	**67,048,620**		**67,048,620**
National Petroleum Authority	127,042,018	97,741,917	87,258,661	**312,042,595**		**312,042,595**
Petroleum Commission						

APPENDIX 9B: 2024 INTERNALLY GENERATED FUNDS RETENTION (EXPENDITURE) BREAKDOWN BY MDAS

ECONOMIC SECTOR	485,238,832	1,105,262,282	562,361,966	2,152,863,080	167,667,870	2,320,530,950
Ministry of Food and Agriculture	**157,650**	**12,105,484**	**12,140,867**	**24,404,001**	**20,790**	**24,424,791**
Animal Production Department	-	221,826	147,884	**369,710**		**369,710**
Grains and Legumes Development Board	-	449,328	112,332	**561,660**	20,790	**582,450**
Human Resource Dev. & Management Directorate:	**157,650**	**7,499,799**	**10,645,151**	**18,302,600**		**18,302,600**
HRDMD (HQ)	-	337,500		**337,500**		**337,500**
Adidome Farm Institute		271,008		**271,008**		**271,008**
Animal Health and Production	157,650	1,642,980	9,480,060	**11,280,690**		**11,280,690**
Asuansi Farm Institute		3,990	3,010	**7,000**		**7,000**
Damongo Agric College		142,500		**142,500**		**142,500**
Ejura Agric College		1,382,300		**1,382,300**		**1,382,300**
Kwadaso Agric College		1,689,743	832,262	**2,522,005**		**2,522,005**
Ohawu Agric College		710,500		**710,500**		**710,500**
Wenchi Farm Institute		1,319,277	329,819	**1,649,097**		**1,649,097**
Plant Protection and Regulatory Service Directorate	-	1,499,512	374,878	**1,874,390**		**1,874,390**
Veterinary Services Department	-	1,024,566	256,141	**1,280,707**		**1,280,707**
Tree Crops Development Authority		1,410,454	604,480	**2,014,934**		**2,014,934**
Min. of Fisheries & Aquaculture Devevelopment	**-**	**50,581,032**	**99,522,001**	**150,103,033**	**-**	**150,103,033**
Fisheries Commission	-	49,219,626	32,813,084	**82,032,710**		**82,032,710**
National Premix Fuel Secretariat	-	1,361,406	66,708,917	**68,070,323**		**68,070,323**
Ministry of Lands and Natural Resources	**179,550,211**	**564,726,493**	**206,441,967**	**950,718,671**	**166,668,110**	**1,117,386,781**
Forestry Commission:	-	**163,848,119**	**22,043,038**	**185,891,157**	-	**185,891,157**
Corporate Head Office		46,054,335	5,117,148	**51,171,483**		**51,171,483**
Forestry Services Division		61,309,028	7,577,520	**68,886,549**		**68,886,549**
Timber Industry Development Division		47,005,965	8,295,170	**55,301,135**		**55,301,135**
Forestry Plantation Development Board				-		-
Wild Life Division		9,478,791	1,053,199	**10,531,990**		**10,531,990**
Ghana Geological Survey Authority		2,512,564	2,833,316	**5,345,880**	2,637,530	**7,983,410**
Ghana Integrated Alliumium Dev. Cooperation		4,561,460		**4,561,460**		**4,561,460**
Ghana School of Survey and Mapping		1,145,563	763,708	**1,909,271**		**1,909,271**
Lands Commission		68,495,784	35,698,152	**104,193,936**		**104,193,936**
Minerals Commission	179,550,211	310,584,450	140,000,000	**630,134,661**	162,635,790	**792,770,451**
Office of the Administrator of Stool Lands		11,908,754	5,103,752	**17,012,506**	1,394,790	**18,407,296**
Ghana Integrated Iron and Steel Development Corporation		1,669,800		**1,669,800**		**1,669,800**
Ministry of Trade and Industry	**46,018,702**	**156,201,213**	**79,959,527**	**282,179,442**	**163,210**	**282,342,652**
Ghana Export Promotion Authority		422,532		**422,532**	163,210	**585,742**
Ghana Enterprises Agency		439,607	537,297	**976,904**		**976,904**
Ghana Free Zones Authority	46,018,702	69,028,053	28,761,689	**143,808,444**		**143,808,444**
Ghana Standards Authority	-	69,764,034	46,509,356	**116,273,390**		**116,273,390**
GRATIS Foundation		2,549,465	637,366	**3,186,832**		**3,186,832**
Ministry of Trade and Industry(HQ)		13,982,672	3,495,668	**17,478,340**		**17,478,340**
Ghana International Trade Commission		14,850	18,150	**33,000**		**33,000**
Min. of Tourism, Culture and Creative Arts	**-**	**22,211,802**	**6,520,691**	**28,732,492**	**5,870**	**28,738,362**
Abibigroma Theatre Company	-	67,328	16,832	**84,160**		**84,160**
Bureau of Ghana Languages	-	72,570		**72,570**	5,870	**78,440**
Folklore Board	-	73,920	18,480	**92,400**		**92,400**
Ghana Dance Ensemble	-	185,802	32,789	**218,590**		**218,590**
Ghana Museums & Monuments Board	-	1,795,220	966,657	**2,761,877**		**2,761,877**
Ghana Tourism Authorithy	-	12,529,635	4,176,545	**16,706,180**		**16,706,180**
Hotel, Catering & Tourism Training Institute(HOTCATT)	-	24,000	24,000	**48,000**		**48,000**
Kwame Nkrumah Memorial Park	-	4,309,298	374,722	**4,684,020**		**4,684,020**
National Commission on Culture	-	377,460		**377,460**		**377,460**
National Film Authority	-	322,153	138,065	**460,218**		**460,218**
National Symphony Orchestra	-	110,432	27,608	**138,040**		**138,040**
National Theatre	-	1,962,391	490,598	**2,452,989**		**2,452,989**
W.E.B. Du Bois Memorial Centre	-	381,593	254,395	**635,988**		**635,988**
Min. of Env., Science, Tech.& Innovation	**107,662,262**	**169,511,002**	**60,460,961**	**337,634,225**	**809,890**	**338,444,115**
Biotech. and Nuclear Agric. Res. Institute		947,100	405,900	**1,353,000**	300,000	**1,653,000**
Council for Scientific and Industrial Research		32,839,088	8,209,772	**41,048,860**		**41,048,860**
Environmental Protection Agency	107,662,262	90,914,799	40,672,410	**239,249,471**		**239,249,471**
Ghana Atomic Energy Commission		14,672,902	6,288,387	**20,961,288**		**20,961,288**
Ghana Space Science and Technology Institute (GSSTI)		536,794	230,054	**766,848**		**766,848**
National Biosafety Authority		400,000	100,000	**500,000**	99,010	**599,010**
Nuclear Regulatory Authority		4,510,500	3,007,000	**7,517,500**		**7,517,500**
National Nuclear Research Institute		1,303,392	558,597	**1,861,989**		**1,861,989**
Radiation Protection Institute		4,935,576	259,767	**5,195,344**		**5,195,344**
Radiological and Medical Sciences Research Institute (RAMSRI)		217,000	93,000	**310,000**	410,880	**720,880**
School of Nuclear and Allied Sciences (SNAS)		1,171,251	630,674	**1,801,925**		**1,801,925**
Nuclear Power Institute		12,600	5,400	**18,000**		**18,000**
E-Waste Fund		17,050,000		**17,050,000**		**17,050,000**
Ministry of Energy	**151,850,007**	**129,925,254**	**97,315,954**	**379,091,215**	**-**	**379,091,215**
Energy Commission	24,807,989	32,183,338	10,057,293	**67,048,620**		**67,048,620**
National Petroleum Authority	127,042,018	97,741,917	87,258,661	**312,042,595**		**312,042,595**
Petroleum Commission						

APPENDIX 9B: 2024 INTERNALLY GENERATED FUNDS RETENTION (EXPENDITURE) BREAKDOWN BY MDAS

Sector/Ministry/Department/Agency	EMPLOYEE COMPENSATION	GOODS AND SERVICE	CAPEX	SUB - TOTAL	2023 RETENTION B/F	GRAND TOTAL
INFRASTRUCTURE	**242,706,495**	**520,510,333**	**218,368,860**	**981,585,688**	**25,966,800**	**1,007,552,488**
Ministry of Water Resources and Sanitation	**-**	**74,426,718**	**2,406,826**	**76,833,544**	**-**	**76,833,544**
Community Water and Sanitation Agency	-	68,810,790		**68,810,790**		**68,810,790**
Water Resources Commission	-	5,615,928	2,406,826	**8,022,754**		**8,022,754**
Ministry of Works and Housing	**19,355**	**8,773,611**	**6,355,292**	**15,148,258**	**72,160**	**15,220,418**
Architect Registration Council	19,355	420,535		**439,890**		**439,890**
Department of Rural Housing	-	150,830		**150,830**		**150,830**
Engineering Council	-	3,680,668	6,355,292	**10,035,960**		**10,035,960**
Ministry of Works & Housing (Hq'ters)**	-	1,228,170		**1,228,170**		**1,228,170**
Public Servants Housing Loans Scheme Board	-	1,156,000	-	**1,156,000**		**1,156,000**
Public Works Department	-	416,440		**416,440**		**416,440**
Rent Control Department		132,000		**132,000**		**132,000**
Real Estate Agency Council	-	1,504,640		**1,504,640**		**1,504,640**
Ghana Hydrological Service Authority		84,328	-	**84,328**	72,160	**156,488**
Ministry of Railway Development	**-**	**4,768,189**	**1,192,047**	**5,960,236**	**-**	**5,960,236**
Ghana Railway Development Authority	-	4,768,189	1,192,047	**5,960,236**		**5,960,236**
Ministry of Roads and Highways	**-**	**30,963,744**	**11,043,770**	**42,007,514**	**6,134,640**	**48,142,154**
Department of Feeder Roads	-	495,000		**495,000**	197,880	**692,880**
Department of Urban Roads	-	61,060		**61,060**		**61,060**
Ghana Highway Authority	-	9,854,448	3,650,346	**13,504,794**		**13,504,794**
Axle Load	-	19,959,235	7,393,424	**27,352,659**	5,614,310	**32,966,969**
Ministry of Roads and Highways(HQ)	-	594,000		**594,000**	322,450	**916,450**
Ministry of Communications and Digitalisation	**1,840,212**	**33,202,696**	**24,944,962**	**59,987,870**	**-**	**59,987,870**
Cyber Security Authority		6,016,032	1,504,008	**7,520,040**		**7,520,040**
Data Protection Commission	1,840,212	2,453,616	1,840,212	**6,134,040**		**6,134,040**
Ghana Meteorological Agency		10,307,500	19,142,500	**29,450,000**		**29,450,000**
Ghana-India Kofi Annan Centre of Excellence		1,379,342		**1,379,342**		**1,379,342**
National Information Technology Agency (NITA)		9,832,968	2,458,242	**12,291,210**		**12,291,210**
Postal and Courier Services Regulatory Commission		1,047,200		**1,047,200**		**1,047,200**
Ghana Investment Fund for Electronic Communications (GIFEC)		2,166,037		**2,166,037**		**2,166,037**
National Communications Authority	**146,358,674**	**119,515,288**	**115,000,000**	**380,873,962**	**-**	**380,873,962**
National Communications Authority	146,358,674	119,515,288	115,000,000	**380,873,962**		**380,873,962**
Ministry of Transport	**94,488,254**	**248,860,088**	**57,425,963**	**400,774,305**	**19,760,000**	**420,534,305**
Ministry of Transport (HQ)		75,511,521	16,351,643	**91,863,165**		**91,863,165**
Driver and Vehicle Licensing Authority	94,488,254	142,264,831	33,422,835	**270,175,920**	19,760,000	**289,935,920**
National Road Safety Authority		22,954,455	7,651,485	**30,605,940**		**30,605,940**
Ghana Maritime Authority		8,129,280		**8,129,280**		**8,129,280**

APPENDIX 9B: 2024 INTERNALLY GENERATED FUNDS RETENTION (EXPENDITURE) BREAKDOWN BY MDAS

Sector/Ministry/Department/Agency	EMPLOYEE COMPENSATION	GOODS AND SERVICE	CAPEX	SUB - TOTAL	2023 RETENTION B/F	GRAND TOTAL
SOCIAL SECTOR	**910,325,061**	**6,549,068,820**	**2,206,915,636**	**9,666,309,517**	**111,160,645**	**9,777,470,163**
Ministry of Education	**216,085,363**	**2,536,597,678**	**1,515,570,113**	**4,268,253,154**	**-**	**4,268,253,154**
GES and Others:	**-**	**180,695,000**	**20,512,880**	**201,207,880**		**201,207,880**
Centre for National Distance Learning and Open Schooling		125,000	125,000	**250,000**		**250,000**
Commission for Technical and Vocational Education and Training		55,565,144	2,499,604	**58,064,747**		**58,064,747**
Encyclopedia Afrikana		9,000	46,000	**55,000**		**55,000**
Ghana Academy of Arts and Science		1,010,000		**1,010,000**		**1,010,000**
Ghana Book Devt. Council	-	970,760		**970,760**		**970,760**
Ghana Education Service	-	21,258,210	-	**21,258,210**		**21,258,210**
Ghana Library Authority	-	680,000	170,000	**850,000**		**850,000**
Ghana Science Association	-	600,000	-	**600,000**		**600,000**
National Schools Inspectorate Authority	-	13,583,500	2,500,000	**16,083,500**		**16,083,500**
National Service Secretariat	-	10,558,410	7,038,940	**17,597,349**		**17,597,349**
West African Examination Council (National)	-	7,250,450	-	**7,250,450**		**7,250,450**
National Teaching Council		69,084,527	8,133,337	**77,217,864**		**77,217,864**
Ghana TVET Service	**-**	**29,891,175**	**3,694,415**	**33,585,590**		**33,585,590**
Ghana TVET Service - Headquarters	-	5,621,141	339,735	**5,960,876**		**5,960,876**
Ghana TVET Service -Training Institutes	-	24,270,034	3,354,679	**27,624,714**		**27,624,714**
Universities:	**133,711,008**	**1,801,145,218**	**1,294,180,534**	**3,229,036,760**	**-**	**3,229,036,760**
Akenten Appiah-Menka University of Skills Training and Entrepreneurial Development(AMMUSTED)	10,389,617	46,197,044	60,411,520	**116,998,181**		**116,998,181**
C. K. Tedam University of Tech. and Applied Sciences	2,292,058	8,115,564	1,743,620	**12,151,242**		**12,151,242**
Ghana CommunicationTechnology University	1,518,000	36,169,709	20,907,175	**58,594,884**		**58,594,884**
Kwame Nkrumah University of Science and Technology	12,989,183	533,330,270	339,843,658	**886,163,111**		**886,163,111**
S. D. Dombo University of Bus. and Int. Devt. Studies	6,127,364	16,733,853	6,385,915	**29,247,132**		**29,247,132**
University for Development Studies	19,591,140	29,386,733	48,977,871	**97,955,744**		**97,955,744**
University of Cape Coast	25,602,318	427,270,752	377,092,987	**829,966,057**		**829,966,057**
University of Education, Winneba	17,382,771	146,458,843	91,130,326	**254,971,940**		**254,971,940**
University of Energy and Natural Resources	1,351,469	18,767,159	18,970,000	**39,088,628**		**39,088,628**
University of Environment and Sustainable Devt.	1,643,946	12,608,589	1,409,835	**15,662,370**		**15,662,370**
University of Ghana	24,790,078	380,095,711	83,452,391	**488,338,180**		**488,338,180**
University of Health and Allied Sciences	4,155,348	33,876,741	20,548,329	**58,580,418**		**58,580,418**
University of Mines and Technology	781,021	24,609,662	13,671,907	**39,062,590**		**39,062,590**
University of Professional Studies	4,085,970	42,151,650	198,970,000	**245,207,620**		**245,207,620**
University of Media, Arts and Communications (UniMAC)	**1,010,725**	**45,372,938**	**10,665,000**	**57,048,663**	-	**57,048,663**
Ghana Institute of Journalism	1,010,725	33,197,038	8,605,000	**42,812,763**		**42,812,763**
Ghana Institute of Languages		8,175,700	1,960,000	**10,135,700**		**10,135,700**
National Film and Television Institute (NAFTI)		4,000,200	100,000	**4,100,200**		**4,100,200**
Technical Universities	**65,956,337**	**240,027,740**	**108,263,873**	**414,247,950**		**414,247,950**
Accra Technical University	5,703,095	58,101,009	17,242,880	**81,046,984**		**81,046,984**
Bolgatanga Technical University	3,281,190	11,154,538	6,018,000	**20,453,728**		**20,453,728**
Cape Coast Technical University	1,482,000	15,735,000	3,650,000	**20,867,000**		**20,867,000**
Ho Technical University	5,307,615	18,058,263	6,578,711	**29,944,589**		**29,944,589**
Koforidua Technical University	7,916,246	23,592,000	14,350,000	**45,858,246**		**45,858,246**
Kumasi Technical University	11,643,082	28,033,223	11,200,000	**50,876,305**		**50,876,305**
Sunyani Technical University	6,229,183	18,687,547	25,642,094	**50,558,824**		**50,558,824**
Takoradi Technical University	18,669,905	48,179,956	17,099,128	**83,948,989**		**83,948,989**
Tamale Technical University	5,025,561	13,820,000	6,038,000	**24,883,561**		**24,883,561**
Dr. Hilla Limann Technical University	698,460	4,666,204	445,060	**5,809,724**		**5,809,724**
Colleges of Education	16,418,018	264,728,173	83,890,818	**365,037,009**		**365,037,009**
Ghana Tertiary Education Commission		**20,110,372**	**5,027,593**	**25,137,965**		**25,137,965**
Ministry of Employment and Labour Relations	**-**	**7,046,345**	**522,828**	**7,569,172**	**-**	**7,569,172**
Department of Co-operatives	-	148,645	-	**148,645**		**148,645**
Department of Factories Inspectorate	-	1,183,441	-	**1,183,441**		**1,183,441**
Labour Department	-	1,008,810	-	**1,008,810**		**1,008,810**
Management Dev.& Productivity Institute (MDPI)	-	4,705,449	522,828	**5,228,276**		**5,228,276**

APPENDIX 9B: 2024 INTERNALLY GENERATED FUNDS RETENTION (EXPENDITURE) BREAKDOWN BY MDAS

Sector/Ministry/Department/Agency	EMPLOYEE COMPENSATION	GOODS AND SERVICE	CAPEX	SUB - TOTAL	2023 RETENTION B/F	GRAND TOTAL
National Pension Regulatory Authority	**49,443,071**	**46,240,169**	**39,521,250**	**135,204,490**	-	**135,204,490**
National Pension Regulatory Authority	49,443,071	46,240,169	39,521,250	**135,204,490**		**135,204,490**
Ministry of Youth and Sports	-	**3,962,067**	-	**3,962,067**	-	**3,962,067**
National Sports Authority		3,948,867		**3,948,867**		**3,948,867**
National Youth Authority		13,200		**13,200**		**13,200**
Ministry of Health	**568,551,044**	**3,776,123,363**	**651,301,445**	**4,995,975,852**	**110,975,541**	**5,106,951,393**
Ministry of Health (HQ)		23,660,050		**23,660,050**		**23,660,050**
Ghana Health Service (Health Facilities)	189,381,263	1,592,676,258	36,672,046	**1,818,729,567**		**1,818,729,567**
Teaching Hospitals:	**105,450,225**	**632,973,536**	**112,238,715**	**850,662,476**	**90,152,106**	**940,814,582**
Cape Coast Teaching Hospital	5,510,707	46,841,013	2,755,354	**55,107,074**		**55,107,074**
Ho Teaching Hospital	8,490,473	42,452,364	5,660,315	**56,603,152**		**56,603,152**
Komfo Anokye Teaching Hospital	30,638,647	148,816,283	39,392,546	**218,847,476**	42,546,677	**261,394,153**
Korlebu Teaching Hospital:	**27,239,483**	**244,087,943**	**29,269,252**	**300,596,679**	**9,537,172**	**310,133,851**
Korle-Bu Teaching Hospital (Main)	*15,829,693*	*187,694,928*	*22,613,847*	***226,138,468***	*8,619,860*	**234,758,328**
Ghana Radiotherapy	*5,787,651*	*13,890,362*	*3,472,590*	***23,150,603***		**23,150,603**
National Cardiothoracic Centre	*4,000,000*	*34,500,000*	*1,500,000*	***40,000,000***		**40,000,000**
Plastic and Burn Units	*1,456,940*	*6,958,733*	*1,547,815*	***9,963,488***		**9,963,488**
Ghana Institute of Clinical Genetics	*165,200*	*1,043,920*	*135,000*	***1,344,120***	*917,312*	**2,261,432**
National Blood Bank	2,578,803	9,025,809	1,289,401	**12,894,013**		**12,894,013**
Tamale Teaching Hospital	9,599,470	47,997,352	6,399,647	**63,996,469**	7,636,652	**71,633,122**
University of Ghana Medical Centre	21,392,642	93,752,771	27,472,200	**142,617,613**	30,431,604	**173,049,217**
Regulatory Agencies:	**65,782,849**	**168,090,739**	**68,962,633**	**302,836,221**	**20,823,435**	**323,659,656**
Food and Drugs Authority	52,572,147	87,620,245	35,048,098	**175,240,489**	20,823,435	**196,063,924**
Ghana College of Pharmacists	168,339	2,522,661	880,000	**3,571,000**		**3,571,000**
Ghana Psychology Council	209,546	1,176,681	225,665	**1,611,892**		**1,611,892**
Health Facilities Regulatory Agency	1,098,636	5,379,528	1,098,636	**7,576,800**		**7,576,800**
Medical and Dental Council	2,079,325	16,010,805	2,703,123	**20,793,254**		**20,793,254**
Nursing and Midwifery Council of Ghana(NMwCG)	5,351,364	32,108,183	22,743,296	**60,202,843**		**60,202,843**
Pharmacy Council	2,553,354	14,894,568	3,830,032	**21,277,954**		**21,277,954**
Allied Health Professional Council	1,013,863	7,369,245	1,233,784	**9,616,892**		**9,616,892**
Traditional Medicine Practice Council	736,274	1,008,823	1,200,000	**2,945,097**		**2,945,097**
Subvented Agencies:	**10,937,744**	**75,004,033**	**14,387,543**	**100,329,320**	-	**100,329,320**
Centre for Scientific Research into Plant Medicine	5,736,778	49,318,081	5,934,145	**60,989,003**		**60,989,003**
College of Nurses and Midwives	1,297,705	8,435,083	3,244,263	**12,977,050**		**12,977,050**
Ghana College of Physicians and Surgeons	3,829,608	16,594,970	5,106,145	**25,530,723**		**25,530,723**
Ghana Red Cross Society				-		-
Mortuaries And Funeral Facilities Agency	35,250	246,750	70,500	**352,500**		**352,500**
St John Ambulance	38,404	409,150	32,491	**480,045**		**480,045**
Psychiatric Hospitals:	**3,852,136**	**21,226,051**	**4,842,754**	**29,920,941**	-	**29,920,941**
Accra Psychiatric Hospital	1,157,298	4,050,543	578,649	**5,786,491**		**5,786,491**
Ankaful Hospital	844,178	4,220,889	562,785	**5,627,852**		**5,627,852**
Pantang Hospital	1,850,660	12,954,619	3,701,320	**18,506,598**		**18,506,598**
Others	**193,146,827**	**1,262,492,697**	**414,197,754**	**1,869,837,277**	-	**1,869,837,277**
Ahmadiyya Muslim Health Service Ghana	4,236,118	19,768,551	4,236,118	**28,240,787**		**28,240,787**
Christian Health Associations of Ghana (CHAG)	153,125,691	938,169,008	276,389,439	**1,367,684,138**		**1,367,684,138**
Health Training Institutions	35,785,017	304,555,138	133,572,197	**473,912,353**		**473,912,353**
National Health Insurance Authority	**76,245,583**	**177,906,360**	-	**254,151,943**	-	**254,151,943**
National Health Insurance Authority (NHIA)	76,245,583	177,906,360	-	**254,151,943**		**254,151,943**
Min. of Gender, Children and Social Protection	-	**1,192,839**	-	**1,192,839**	**185,105**	**1,377,943**
Central Adoption Authority	-	258,598	-	**258,598**		**258,598**
Department of Social Welfare	-	825,340	-	**825,340**	185,105	**1,010,445**
Efua Sutherland Children's Park	-	108,900	-	**108,900**		**108,900**
PUBLIC SAFETY SECTOR	**53,162,639**	**224,862,352**	**279,886,677**	**557,911,668**	**29,280,644**	**587,192,312**
Min. of Justice and Attorney General's Dept.	**12,175,000**	**108,564,681**	**99,930,464**	**220,670,144**	**8,926,764**	**229,596,909**
Council for Law Reporting	-	300,306	128,703	**429,008**		**429,008**
General Legal Council (Main)	-			-		-
General Legal Council (Ghana School of Law)	12,175,000	22,523,750	10,957,500	**45,656,250**	8,926,764	**54,583,014**
Office of the Copyright Administrator	-	586,561	206,983	**793,544**		**793,544**
Registrar General's Department	-	6,720,000	4,480,000	**11,200,000**		**11,200,000**
Office of the Registrar of Companies	-	78,434,063	84,157,278	**162,591,342**		**162,591,342**
Legal Aid Commission	-	**70,277**	-	**70,277**	-	**70,277**
Legal Aid Commission		70,277		**70,277**		**70,277**
Ministry of Defence	-	**26,186,878**	**4,568,019**	**30,754,897**	-	**30,754,897**
37 Military Hospital		21,310,378	4,568,019	**25,878,397**		**25,878,397**
Army		840,000		**840,000**		**840,000**
Air Force		1,800,000		**1,800,000**		**1,800,000**
Navy		2,236,500		**2,236,500**		**2,236,500**
Judicial Service	**30,667,174**	**17,889,185**	**2,555,598**	**51,111,957**	-	**51,111,957**
Judicial Service	30,667,174	17,889,185	2,555,598	**51,111,957**		**51,111,957**
Ministry of Interior	**10,320,464**	**72,151,331**	**172,832,596**	**255,304,392**	**20,353,880**	**275,658,272**
Criminal Investigations Department		3,791,472		**3,791,472**		**3,791,472**
Gaming Commission	10,320,464	17,200,774	3,752,896	**31,274,134**		**31,274,134**
Ghana Immigration Service		37,633,100	163,076,766	**200,709,866**	20,353,880	**221,063,746**
Ghana National Fire Service		1,144,962		**1,144,962**		**1,144,962**
Ghana Prisons Service		516,000		**516,000**		**516,000**
Interior Headquarters		4,934,732	6,002,934	**10,937,666**		**10,937,666**
Narcotics Control Board		623,705		**623,705**		**623,705**
Police Hospital		6,306,587		**6,306,587**		**6,306,587**
GRAND TOTAL	**1,732,200,838**	**8,933,615,171**	**3,384,217,151**	**14,050,033,160**	**408,659,477**	**14,458,692,637**

APPENDIX 10A: PUBLIC DEBT TO GDP RATIO

Debt Type	2019*	2020*	2021*	2022*	Sept. 2023 Prov.**
			(in millions of GH¢)		
External Debt	112,747.72	141,796.83	170,009.79	240,919.57	326,717.15
Domestic Debt	111,481.22	158,856.00	192,931.00	205,383.96	240,628.57
Total Public Debt	224,228.94	300,652.83	362,940.79	446,303.52	567,345.72
			(in millions of US$)		
External Debt	20,349.37	24,715.77	28,339.22	28,959.46	29,397.96
Domestic Debt	20,120.79	27,689.25	32,159.99	24,687.95	21,651.72
Total Public Debt	40,470.15	52,405.02	60,499.21	53,647.41	51,049.68
			(as % of GDP)		
External Debt	31.6	36.2	36.8	39.5	38.2
Domestic Debt	31.3	40.5	41.8	33.7	28.2
Total Public Debt	62.9	76.7	78.6	73.1	66.4
			(as % of Total)		
External Debt	51.7	48.6	46.8	54.0	57.6
Domestic Debt	48.3	51.4	53.2	46.0	42.4
Total Public Debt	100.0	100.0	100.0	100.0	100.0

**Revised figures including ESLA Plc. and Daakye Plc.*
*** The debt-to-GDP ratio calculated was based on Projected GDP.*

APPENDIX 10 B: NEW COMMITMENTS IN 2023

APPENDIX 10B: NEW COMMITMENTS IN 2023					
No.	PROJECT TITLE	SECTOR	CREDITOR	CURR	LOAN AMOUNT
1	Ghana COVID-19 Emergency Preparedness and Response Project (IDA 69230)	Ministry of Finance	World Bank	USD	60,600,000.00
2	Ghana Digital Acceleration Project	Ministry of Communications	World Bank	USD	200,000,000.00
3	PFM for Service Delivery Program	Ministry of Finance	World Bank	USD	150,000,000.00
4	Primary Health Care Investment Program	Ministry of Health	World Bank	USD	150,000,000.00
5	West Africa Food System Resilience	Ministry of Food and Agriculture	World Bank	USD	150,000,000.00
6	Youth Employment and Entrepreneurship in productive Sectors	Ministry of Trade and Industry	World Bank	USD	2,600,000.00

Source: Ministry of Finance

APPENDIX 10 C: LIST OF PROJECTS TO BE FUNDED FROM NON-CONCESSIONAL SOURCES

No new non-concessional borrowing will be done in 2024

APPENDIX 10 D: LIST OF PROJECTS TO BE FUNDED FROM CONCESSIONAL BORROWING SOURCES FOR 2024-2027

No.	PROJECT TITLE	SECTOR
1	Turnkey implementation of modular bridges projects	Roads & Highways
2	Construction of a New Bridge of the Volta River at Volivo (Additional Financing)	Roads & Highways
3	Construction of Pokuase-Ritz Junction-Ashale Botwe School Junction Project	Roads & Highways
4	Upgrading of the National Hotel Catering & Tourism Training Institute	Tourism, Arts and Culture
5	Establishment of STEM based Senior High Schools (SHS) in 5 regions in Ghana	Education
6	University of Environment & Sustainable Development, Bunso Ph. II	Education
7	Programme for results	Energy
19	Energy PforR Programme	Energy
8	Emergency and Maternity Service Project (FSE Project)	Health
9	Supply and installation of medical and technical equipment, infrastructure refurbishment (Ellipse Project)	Health
10	Provision of Medical Equipment Project in Response to COVID-19	Health
11	Ho Teaching Hospital Expansion Project	Health
12	Integrated Rural Development Project (IRDP II)	Local Gov't, Decentralisation & Rural Dev't
13	Private Sector Development Facility Phase III	Trade and Industry
14	Kumasi Industrial City Project & Special Economic Zone	Trade and Industry
15	Modernisation of Regional Maritime University Project	Transport
16	Supply of Offshore Patrol Vessels (OPVs)	Defence
17	Emergency Financial Sector Support Project	Finance
18	Ghana Jobs for Youth Through Competitiveness and Entrepreneurship Support Project	Finance
20	Establishment of Smart Water Management System Project	Sanitation and Water Resources
21	Improving Efficiency of Agricultural Value Chain Operations Project	Food and Agriculture

Source: Ministry of Finance

APPENDIX 10 E: LIST OF debt finance projects

Economic Sector/MDA/Project Title	Type of Facility
Administration	
Office of Government Machinery	
Public Financial Management for Service Delivery Program	Multilateral
Public Sector Reform for Results Project	Multilateral
Parliament of Ghana	
Public Financial Management for Service Delivery Program	Multilateral
Ghana Audit Service	
Public Financial Management for Service Delivery Program	Multilateral
Public Services Commission	
Public Financial Management for Service Delivery Program	Multilateral
Ministry of Finance	
Green Credit Line	Bilateral
New Performance Oriented Public Financial Management-GAS	Bilateral
New Performance Oriented Public Financial Management-GRA	Bilateral
Ghana Integrated Financial Management Information System (GIFMIS) ICT Upgrade Project	Bilateral
e-Zwich Rural Branchless Banking Project	Bilateral
Establishment of Development Bank Ghana (DBG)	Multilateral
Ghana COVID-19 Emergency Preparedness and Response Project (AF 2)	Multilateral
Ghana Development Finance Project	Multilateral
Public Financial Management for Service Delivery Program	Multilateral
Strengthening Institutional Capacity for Domestic Resource Mobilization and Economic Management	Multilateral
Public Financial Management for Service Delivery Program	Multilateral
Harmonizing and Improving Statistics in West Africa	Multilateral
Ministry of Local Government, Decentralisation and Rural Development	
Redevelopment and Modernisation of the Kumasi Central Market	Bilateral
Construction of the Takoradi Market	Bilateral
Ghana Productive Safety Net Project-Additional Financing (P175588)	Multilateral
Ghana Secondary Cities Support Program	Multilateral

Economic Sector/MDA/Project Title	Type of Facility
Greater Accra Resilient & Integrated Development Project (GARID)	Multilateral
Gulf of Guinea Northern Regions Social Cohesion project	Multilateral
Integrated Rural Development Project Phase II (IRDP II)	Multilateral
National Development Planning Commission	
Public Financial Management for Service Delivery Program	Multilateral
Economic	
Ministry of Food and Agriculture	
Establishment of an Assembly Plant for Tractors, Backhoe Loaders, and Fabrication of Agricultural Implements	Bilateral
Outgrower and Value Chain Fund II	Bilateral
Third Outgrower and Value Chain Fund (OVCF III)	Bilateral
Strengthening of Agricultural and Mechanization Services Centres (AMSECs) in Ghana	Bilateral
Cocoa Sector Institutional Support Project (COSISP)	Multilateral
Ghana Incentive Based Risk Sharing System for Agricultural Lending (GIRSAL) Project	Multilateral
Ghana Tree Crop Diversification Project (P180060)	Multilateral
Savannah Investment Programme	Multilateral
West Africa Food System Resilience	Multilateral
Savannah Zone Agricultural Productivity Improvement Project (SAPIP)	Multilateral
Agricultural Financing for Resilient Rural Development Project (AAFORD)	Multilateral
Ministry of Lands and Natural Resources	
Ghana Landscape Restoration and Small -Scale Mining Project	Multilateral
West Africa Coastal Areas Resilience Investment Project 2	Multilateral
Ministry of Trade and Industry	
Ghana Economic Transformation Project (GETP)	Multilateral
Ghana Jobs and Skills Project	Multilateral
Youth Employment and Entrepreneurship in productive Sectors	Multilateral
Ministry of Tourism, Arts and Culture	
Ghana Economic Transformation Project (GETP)	Multilateral
Ghana Jobs and Skills Project	Multilateral
Ministry of Environment, Science, Technology and Innovation	

Economic Sector/MDA/Project Title	Type of Facility
West Africa Coastal Areas Resilience Investment Project 2	Multilateral
Ghana Landscape Restoration and Small -Scale Mining Project (EPA)	Multilateral
Ghana Jobs and Skills Project	Multilateral
Ministry of Energy	
Renewable Energy and Energy Efficiency Programme	Bilateral
Accra-Kumasi Transmission	Bilateral
Government Goes Solar	Bilateral
Northern Ghana Rural Electricity Infrastructure and Access Project	Bilateral
Renewable Energy Programme: Pilot Photovoltaic System	Bilateral
SHEP IV- Phase 2-Tropical Cables	Bilateral
Self- Help Electrification Programme in Five Regions CWE II	Bilateral
Green Credit Line	Bilateral
Ghana Sector Transformation Initiative Project (GESTIP) - P163984	Multilateral
Infrastructure	
Ministry of Sanitation and Water Resources	
Expansion and Rehabilitation of keta Water Supply Project	Bilateral
Engineering, Procurement, and Construction of Drinking Water Facilities in Wenchi	Bilateral
Rural communities and small towns water supply project- Aqua Africa	Bilateral
Sekondi-Takoradi Water Supply Project	Bilateral
Design, Construction and Commissioning of Potable Water Infrastructure in Tamale and Damongo	Bilateral
Sunyani Water Supply Expansion Project	Bilateral
Tarkwa Water Supply	Bilateral
Techiman Water Supply Project	Bilateral
Water supply scheme for the central Tongu, Adaklu and Agotime Municipality- Phase 3	Bilateral
Rehabilitation and Upgrading of Potable Water System in Yendi	Bilateral
Services for the Enhancement of Nationwide Water Network Management	Bilateral
GAMA Sanitation and Water Project-AF (P119063)	Multilateral
Greater Accra Resilient & Integrated Development Project (GARID)	Multilateral
Greater Accra Sustainable Sanitation and Livelihoods Improvement Project (GASSLIP)	Multilateral

Economic Sector/MDA/Project Title	Type of Facility
Ministry of Works and Housing	
Greater Accra Resilient & Integrated Development Project (GARID)	Multilateral
West Africa Coastal Areas Resilience Investment Project 2	Multilateral
Ministry of Roads and Highways	
Construction of 14 Pedestrian Bridges	Bilateral
Construction of the Tema-Aflao Road Project- Phase 1	Bilateral
Obetsebi Lamptey Interchange- Phase 2	Bilateral
Streets of Tamale- Phase 2	Bilateral
Construction of Paa Grant Interchange and other roads in Sekondi and Takoradi Township- Phase 1	Bilateral
Design, fabrication and supply of 89 clear-span two-lane rapid-response bridges	Bilateral
Design and Build Contract for Tamale to Walewale Road (Savelugu to Walewale) - Phase 1	Bilateral
Construction of section one of the Bolgatanga Bawku Pulimakom Road Project	Bilateral
Design and construction of Ashaiman Roundabout-Akosombo Junction (upgrading of Eastern Corridor Road- Lot 1)	Bilateral
Kumasi Inner City Roads	Bilateral
PTC Roundabout Interchange Project, Takoradi	Bilateral
Sunyani Inner City Roads	Bilateral
Accra Intelligent Traffic Management Project	Bilateral
Rehabilitation of Dome-Kitase Road Project	Bilateral
Construction of a New Bridge Across the Volta River on the Eastern Corridor Project	Bilateral
Enhancement of Road Safety- Turnkey Implementation of Photovoltaic Based Street Lighting Programme- Phase II	Bilateral
Design, Fabrication, Supply and Installation of 50 No. Composite Bridges and Related Civil Works	Bilateral
Eastern Corridor Development Road Project Phase - I	Bilateral
Eastern Corridor Road Development Programme (Phase 1)	Multilateral
Transport Sector Improvement Project	Multilateral
Ministry of Communications and Digitalisation	
Ghana Rural Telephony and Digital Inclusion Project	Bilateral
eTransform Ghana Project-Additional Financing	Multilateral
Ghana Digital Acceleration Project	Multilateral

Economic Sector/MDA/Project Title	Type of Facility
Ministry of Railways Development	
Financing for the Construction of sections of the Western Railway	Bilateral
Design and Construction of 84km Railway Line between Tema and Akosombo	Bilateral
Ministry of Transport	
Elmina Fishing Port Rehabilitation and Expansion Project	Bilateral
Procurement of 55 Intercity VDL Buses	Bilateral
Supply of 45 intercity buses to the Ministry of Transport	Bilateral
Financing of Kumasi Airport Redevelopment-Phase 3	Bilateral
Improvement of Volta Lake Transport System Project	Bilateral
Social	
Ministry of Education	
Establishment of 9 State of the Art Technical and Vocational Training Centres in Ghana	Bilateral
Construction of University of Environment and Sustainable Development, Somanya, Eastern Region- Phase 2	Bilateral
Polytechnics, Technical and Vocational Training Centres Upgrading Project of Ghana	Bilateral
Integrated E-Learning Laboratories in Senior High Schools (TELEVIC P2)	Bilateral
Upgrading and Enhancement of 2 Technical Institutes and 4 Technical High Schools- Phase III	Bilateral
Expansion and Development of Existing Senior High School Project in Ghana	Bilateral
Establishment of the University of Environment and Sustainable Development project, Bunso Campus	Bilateral
Support to Basic Education in Five Regions Project 2020	Multilateral
Africa Higher Education Centres of Excellence Project	Multilateral
First Higher Education Centres of Excellence for Development Impact Project	Multilateral
Ghana Accountability for Learning Outcomes Project (GALOP)	Multilateral
Ghana Jobs and Skills Project	Multilateral
Ministry of Employment and Labour Relations	
Ghana Jobs and Skills Project	Multilateral
Ministry of Health	
Design, Construction and Equipping of Eastern Regional Hospital at Koforidua- Phase 1	Bilateral
Design, Construction, Equipping and Furnishing of a Urology and Nephrology Centre of Excellence at Korle-Bu Teaching Hospital	Bilateral

Economic Sector/MDA/Project Title	Type of Facility
Construction of 12 polyclinics in Ashanti, Eastern, Greater Accra and Ahafo Regions	Bilateral
Construction of Tema and Nkoranza Hospitals and Central Medical Stores in Ghana	Bilateral
Purchase of 112 ambulance vehicles	Bilateral
Rehabilitation and remodelling of the existing Effia Nkwanta regional hospital and construction of Agona Regional hospital	Bilateral
Design, Construction and Equipping of New 400-Bed Obstetrics and Gynaecology	Bilateral
Design, Construction, Rehabilitation and Equipping of Four District Hospitals and one 40-Bed Polyclinic	Bilateral
Additional Financing for the Rehabilitation and Expansion of the Bolgatanga Regional Hospital Project	Bilateral
Supply and Installation of Medical Equipment Project	Bilateral
Modernisation of Komfo Anokye Teaching Hospital project	Bilateral
Primary Health Care Investment Program	Multilateral
Ghana COVID-19 Emergency Preparedness and Response Project (AF 2) (IDA 69230)	Multilateral
Ministry of Gender, Children and Social Protection	
Ghana Productive Safety Net Project-Additional Financing (P175588)	Multilateral
Public Safety	
Ministry of Defence	
Supply of armoured vehicles for the Ministry of Defence	Bilateral
Ministry of National Security	
Integrated National Security Communication Enhancement Network Project- Phase 2	Bilateral

Source: Ministry of Finance

Appendix 10F: Ghana's 2023 Credit Rating Performance

Rating Agency	Publication Date	Instrument	Rating Outcome		Prior
Fitch Ratings	1st November 2023	Long Term Foreign Currency	'RD'	**Affirmed**	'RD'
		Long Term Local Currency	'CCC'	**Upgrade**	'RD'
	28th July 2023	Long Term Foreign Currency	'RD'	**Affirmed**	'RD'
		Long Term Local Currency	'RD'	**Affirmed**	'RD'
	21st April 2023	Long Term Foreign Currency	'RD'	**Affirmed**	'RD'
		Long Term Local Currency	'RD'	**Downgrade**	'CCC'
	22nd March 2023	Long Term Foreign Currency	'RD'	**Affirmed**	'RD'
		Long Term Local Currency	'CCC'	**Upgrade**	'RD'
	21st February 2023	Long Term Foreign Currency	'RD'	**Downgrade**	'C'
		Long Term Local Currency	'RD'	**Affirmed**	'RD'
	14th February 2023	Long Term Foreign Currency	'C'	**Affirmed**	'C'
		Long Term Local Currency	'RD'	**Downgrade**	'C'
S&P Global Ratings	2nd June 2023	Long Term Foreign Currency	'SD'	**Affirmed**	'SD'
		Long Term Local Currency	'CCC+'	**Affirmed**	'CCC+'
	25th February 2023	Foreign Currency Debt	'SD'	**Affirmed**	'SD'
		Local Currency Debt	'CCC+'	**Upgrade**	'SD'
Moody's Investor Service	9th June 2023	Long Term Local Currency	'Caa3'	**Upgrade**	'Ca'

Source: Ministry of Finance

Appendix 11: Bilateral and Multilateral Grants Signed in 2023

№	DP / Programme/ Project	Project Title	Signed Date	Implementing Agency	Amount (USD)
1	**African Development Fund**				**131,080,000**
1.1	GHA/001024	Ghana Mini Grid and Solar PV Net Metering Project	13-Sep-23	Ministry of Energy	28,490,000
1.2	GHA/001025	Fiscal Consolidation and Economic Recovery Programme (FISCERP)	45,239	Ministry of Finance	102,590,000
2	**European Union**				**45,557,400**
2.1	GHA/001016	EU – Ghana Partnership for Green Transition and Agribusiness	45,181	France	16,270,500
2.2	GHA/001017	EU Action For Sound Public Financial Management and Private Sector Development	45,181	European Union (EU)	29,286,900
3	**Japan**				**2,035,500**
3.1	GHA/001026	Human Resource Development Scholarship	45,211	Multi-sector	2,035,500
4	**Korea**				**26,421,244**
4.1	GHA/000989	Additional Assistance for WA Water Supply System Development Project	45,077	Ministry of Sanitation and Water Resources	1,244,914
4.2	GHA/001022	Infectious Disease Response Capability Improvement Project through the Establishment of the Accra Medical Diagnosis Center in Ghana	44,936	Ministry of Health	2,300,000
4.3	GHA/000950	Modernization of Tax Administration in Ghana	45,177	Ministry of Finance	2,200,000
4.4	GHA/000963	Smart Water Management System (SWMS) Project in Accra	45,175	Ministry of Sanitation and Water Resources	10,200,000
4.5	GHA/000991	The Project of Establishment of Rice Cultivation Complexes and Improving Seed Production and Supply System in Ghana	45,141	Ministry of Food and Agriculture	3,946,330
4.6	GHA/000922	The Rehabilitation of Irrigation Schemes and Improvement of Irrigation Water Management Project	44,995	Ministry of Food and Agriculture	6,530,000
5	**Switzerland**				**9,931,500**
5.1	GHA/001023	Ghana Private Sector Competitiveness Programme (GPSCP) Phase II	45,140	Ministry of Food and Agriculture & Ministry of Trade and Industry	9,931,500
6	**United States Agency for International Development**				**8,114,054**
6.1	GHA/000965	NHIA System Strengthening G2G Activity	45,014	National Health Insurance Authority (NHIA)	5,343,053
6.2	GHA/000992	Strengthening Accountability In Ghana's Education System (SAGES) G2G Activity	45,184	Ministry of Education; GES, National Teaching Council; National Council for Curriculum and Assessment; National Schools Inspectorate Authority	2,771,001
	Total				**223,139,698**

Appendix 12: Government Measures to Implement Recommendations of Parliament in respect of the Report of The Auditor-General

PARLIAMENT RECOMMENDATION	MEASURES TO IMPLEMENT RECOMMENDATION
Recommendation to enhance the recovery of outstanding withholding taxes and taxes on petroleum and its products.	• GRA will continue to engage in rigorous tax education for withholding tax agents to help curb non-deduction and non-payment of withholding taxes to GRA. • GRA has put in place an automated and electronic management system that will curtail the non-payment of taxes by OMCs and other tax defaulters. In addition, the OMCs are required to deposit bank guarantee with GRA which will ensure that they do not lift beyond the value of the bank guarantee. • GRA will continue to impose penalties and interest on recalcitrant withholding agents as a deterrent measure to ensure compliance with tax laws. • The GRA has established measures to ensure that Companies with foreign directors post bond with GRA which will be redeemed to defray any unpaid tax liabilities in the event a Company folds up unannounced without settling any outstanding tax liabilities. • Prosecution of defaulting taxpayers after the other administrative measures are unsuccessful shall be pursued.
Recommendation on the recovery of VAT traders' indebtedness	• GRA will continue pursuing VAT debtors by applying all enforcement actions permitted by the VAT Act 2013 (Act 870) as amended and the Revenue Administration Act 2016 (Act 915) including closure of shops of VAT defaulters. • Penalties and interest shall continue to be imposed on non-complying VAT traders as prescribed by the law to deter defaulters.
Recommendation to recover outstanding rent tax, property rate and ensure field monitoring regularly to improve timely collection of rent taxes and property rates.	• GRA has collaborated with the various District Assemblies in improving Tax Education, debt collection and tax compliance. • A specific unit has been established to handle rent tax and other related taxes, to undertake tax audits, quality assurance reviews, and regular field monitoring. • GRA in collaboration with the District Assemblies will utilize the property rate database and Digital Address System to identify houses and their usage for purposes of property rate assessment. • A Geospatial software and property rate assessment system has been developed with the data from MMDAs, Land Valuation Division of Lands Commission, Land Use and Spatial Planning Authority (LUSPA) for the full implementation of the property rate nationwide. The system works to identify houses and its owners and apply the pre-determined property rate based on valuations conducted by the Land Valuation Division of Lands Commission

PARLIAMENT RECOMMENDATION	MEASURES TO IMPLEMENT RECOMMENDATION
	and rates determined by the various assemblies in line with the local government laws.
Recommendations on the recovery of advances and unearned salaries from individuals who have wrongly been paid	• Government has taken administrative steps to request and recover all unearned salaries for affected officers by charging the related amounts as advances against the salaries of such officers where the amounts have been paid within an agreed timelines. • The Ministry of Finance has collaborated with the Controller and Accountant-General's Department (CAGD), Internal Audit Agency (IAA), and heads of covered entities to ensure prevention of the payment of unearned salaries. In line with the government's expenditure rationalization measures, heads of covered entities are required to prepare monthly reports on salary validations of their employees. These reports are validated and certified by heads of Internal Audit Units taking into account the availability at post of the employees. The reports are submitted to the IAA and the CAGD for action to be promptly taken on separated employees. • Government has rolled out a monthly Electronic Salary Validation system to validate and confirm the existence and accuracy salaries before payments. This measures ensures that immediate steps can be taken to prevent the payment of unearned salaries.
Recommendation to avert budget overruns	• The CAGD undertakes periodic validation of financial statements of covered entities which include checking of expenditure against budget to provide early warning on budget overruns. • Government has initiated a PFM compliance monitoring system with focus on budgetary commitment control to prevent, detect and correct any risk of budget overruns. • Since 2021, MDA are required to demonstrate the status of resolution of audit recommendations as a basis to request for resources for the ensuing year. This helps covered entities to implement strong systems of internal controls that heps with fiscal prudence.
Recommendations to strengthen internal controls over collection and disbursement of cash and other funds in adherence to the provisions of the PFM Act and regulations	• The Ministry of Finance and CAGD have initiated strict adherence to the use of GIFMIS for all public expenditure and continuous to train MDAs and MMDAs in the operation of the GIFMIS for effective implementation. • Internal Audit Units in Public Institutions conducts continuous and annual treasury audit to evaluate and recommend measures for continuous internal control improvement over the collection and disbursement of cash and other funds in adherence to the provisions of the PFMA, 2016 and PFMR, 2019 (L. I.2378).

PARLIAMENT RECOMMENDATION	MEASURES TO IMPLEMENT RECOMMENDATION
Recommendations to strengthen supervision and monitoring of procurement in MDAs to avoid procurement irregularities and strictly adhere with the provisions of the PP Act and its regulations	• To ensure procurement transparency, accountability and compliance with procurement laws, government through the Public Procurement Authority has implemented an Electronic Procurement system for procurement by all public entities. The Ministry of finance has issued a directive making the use of the electronic procurement system compulsory for all public procurements. • Internal Audit Units in Public Institutions conduct periodic reviews of procurements undertaken by their institutions to provide the necessary assurance for compliance with the Public Procurement Act and its regulations. • The Public Procurement Authority is also being resourced to undertake regular procurement training for public institutions to ensure compliance with the Public Procurement Act and its regulations. • To ensure compliance with the PFM laws, the Ministry has established a PFM Compliance Desk (PFM-CD) to ensure fiscal responsibility and accountability within the Public Sector. Its primary goal is to enhance and enforce compliance with the Public Financial Management laws, to promote strict budget commitment controls, and transparency in public procurement using the Ghana Electronic Procurement Systems (GHANEPS). • The Ministry in collaboration with the IAA will publish a PFM compliance league table ranking public institutions that are compliant with budget commitment controls and procurement through the GHANEPS. Sanctions shall be applied to non-compliant institutions.
Recommendation to ensure measures are put in place to prevent inaccurate financial reporting	• The CAGD engages in periodic validation of financial statements of covered entities aimed at ensuring that disclosures in the financial statements present fairly in all material respects the state of affairs of the covered entity and SOE. • Periodic trainings are also conducted by CAGD for Accounts Officers and Internal Auditors of the covered entities to be well equipped in financial reporting and validation respectively.



REPUBLIC OF GHANA

Finance Drive, Ministries-Accra Digital Address: GA - 144-2024 MB40, Accra - Ghana
+233 302-747-197 info@mofep.gov.gh mofep.gov.gh @ministryoffinanceghana

© 2023. All rights reserved. No part of this publication may be stored in a retrieval system or transmitted in any or by any means, electronic, mechanical, photocopying, recording or otherwise without the prior written permission of the Ministry of Finance