



REPUBLIC OF GHANA

The Budget Statement and Economic Policy

of the Government of Ghana
for the 2023 Financial Year



Presented to Parliament on
Thursday, 24th November 2022

By

Ken Ofori-Atta
Minister for Finance

*On the Authority of His Excellency Nana Addo Dankwa Akufo-Addo
President of The Republic of Ghana*

THEME:

**Restoring and Sustaining Macroeconomic Stability and
Resilience through Inclusive Growth & Value Addition**



Nkabom Budget



REPUBLIC OF GHANA

THE BUDGET STATEMENT AND ECONOMIC POLICY

of the Government of Ghana for the
2023 FINANCIAL YEAR

2023

*Presented to Parliament on
Thursday 24th November, 2022*

By

Ken Ofori-Atta
Minister for Finance

*on the Authority of
His Excellency Nana Addo Dankwa Akufo-Addo
President of The Republic of Ghana*

***THEME: Restoring and Sustaining Macroeconomic Stability and
Resilience through Inclusive Growth & Value Addition***



To purchase copies of the Statement, please contact the Public Relations Office of the Ministry

Ministry of Finance

Public Relations Office

New Building, Ground Floor, Rooms 001 and 003

P. O. Box MB 40

Accra – Ghana

The 2023 Budget Statement and Economic Policy of the Government of Ghana is also available on the internet at: www.mofep.gov.gh

TABLE OF CONTENTS

List of Tables	iii
List of Figures.....	iv
Acronyms and Abbreviations.....	v
SECTION ONE: INTRODUCTION.....	1
SECTION TWO: GLOBAL ECONOMIC DEVELOPMENTS AND OUTLOOK.....	7
Global Inflation	8
ECOWAS Sub-Region: Macroeconomic Developments	12
Ghana's 1 st Half 2022 Performance on rationalized ECOWAS Convergence Criteria	16
Status of Implementation of AFCFTA	18
SECTION THREE: MACROECONOMIC PERFORMANCE FOR JANUARY-SEPTEMBER 2022	20
Overview of Macroeconomic Performance.....	20
Summary of Fiscal Performance Q1-Q3 2022	30
Petroleum Production, Receipts and Utilisation in 2022	41
ABFA Allocation and Utilisation.....	45
SECTION FOUR: 2023 AND MEDIUM-TERM POLICY OBJECTIVES AND TARGETS	46
2022 Fiscal Outlook	46
Government's Medium-Term Vision and Objectives	47
Overall GDP Growth	49
Sectoral GDP Growth	50
Outlook for Monetary Developments in 2023 and the Medium Term	51
Update on Ghana's Engagement with the IMF for a Fund-Supported Programme....	53
2023 and Medium-Term Fiscal Framework.....	55
Structural Reform Programme	60
2023 and Medium-Term Debt Management Strategy	67
SECTION FIVE: RESTORING AND SUSTAINING MACROECONOMIC STABILITY AND RESILIENCE THROUGH INCLUSIVE GROWTH & VALUE ADDITION.....	75
SECTION SIX: SECTORAL DEVELOPMENT AND OUTLOOK.....	88
Administration Sector.....	88
Economic Sector	109
Infrastructure Sector	132
Social Sector.....	147

Public Safety Sector	165
SECTION SEVEN: CONCLUSION	178
APPENDICES	181
Appendix 1A: Real GDP Growth (Percent) At Constant 2013 Prices	181
Appendix 1B: GDP at Constant 2013 Prices by Economic Activity (GH¢ Million)	182
Appendix 1C: GDP at Current Market Prices by Economic Activity (GH¢ Million) ...	183
Appendix 2A: Summary of Central Government Operations - 2022.....	184
Appendix 2B: Economic Classification of Central Gov't Revenue - 2022.....	186
Appendix 2C Economic Classification of Central Gov't Expenditure - 2022.....	187
Appendix 3A Summary of Central Government Operations - 2023.....	188
Appendix 3B: Economic Classification of Central Gov't Revenue – 2023	190
Appendix 3C: Economic Classification of Central Gov't Expenditure – 2023	191
Appendix 4A: MDA Expenditure Allocation (GH¢) – 2023	192
Appendix 4B: MDA Expenditure Allocation (GH¢) – 2024	210
Appendix 4C: MDA Expenditure Allocation (GH¢) – 2025	216
Appendix 4D: MDA Expenditure Allocation (GH¢) – 2026	222
Appendix 5: Breakdown of Projected ABFA Spending (GH¢) – 2023	228
Appendix 6: Cost of Government Flagship Programmes (GH¢) – 2023	229
APPENDIX 7: 2023 OLGS AND RCCS Budget Ceilings	230
APPENDIX 8: 2023 MMDAS Budget Ceilings.....	234
Appendix 9: Non-Tax Revenue / Internally Generated Funds (NTR/IGF)-2022 Projections Vrs Actuals and 2023 Projections (GH¢'000)	250
Appendix 10: Government Measures to Implement Recommendations of Parliament in respect of the Report of The Auditor-General	314

List of Tables

Table 1: Global Economic Growth Rates for Selected Countries (%)	7
Table 2: Global CPI Inflation for Selected Countries (average annual % change)	9
Table 3: Global Price Trends of Ghana's Top Export Commodities	10
Table 4: ECOWAS Real GDP Growth Rates (% annual)	13
Table 5: Global Consumer Price Inflation (annual averages)	14
Table 6: ECOWAS Rationalized Convergence Criteria (June 2022)	16
Table 7: GDP Growth in the Agriculture Sector and Subsectors	23
Table 8: GDP Growth in the Industry Sector and Subsectors	23
Table 9: GDP Growth in the Services Sector and Subsectors	24
Table 10: Summary of Provisional 2022 Q1-Q3 Fiscal Performance	30
Table 11: Summary of 2022 Q1-Q3 Revenue Performance	32
Table 12: Summary of 2022 Q1-Q3 Expenditure Performance	33
Table 13: Summary of 2022 Q1-Q3 Financing Operations	34
Table 14: Trends in Public Debt (2018 – September 2022)	35
Table 15: Ghana's Current Sovereign Credit Ratings	36
Table 16: Total Crude Oil Production (Jan-Sept 2022) in Barrels	41
Table 17: Crude oil receipts from Jan-Sept 2022 liftings	42
Table 18: Petroleum Receipts from all Sources (Jan-Sept 2022)	42
Table 19: Analysis of Petroleum Receipts Jan-Sept 2022 (US\$Mn)	43
Table 20: Distribution of Petroleum Receipts Jan-Sept 2022	44
Table 21: 2022 ABFA Revised Budget Allocation vs. Actual Utilisation (GH¢ Million)	45
Table 22: Growth Projections for Oil and Non-Oil GDP, 2022-2026 (Percent)	50
Table 23: Summary of Central Government Fiscal Operations (2023-2026)	55
Table 24: Revenue Distribution in the Medium-Term (GNPC & GoG)	72
Table 25: Sources of Petroleum Revenue in 2023 & Medium-term	73
Table 26: Asphaltic Overlay Works as at September 2022	137
Table 27: Critical Regional and Inter-Regional Road Projects	138
Table 28: Other Road Projects	139
Table 29: Sinohydro Projects	139
Table 30: Complementary Projects for Fish Landing Sites and Ports	145

List of Figures

Figure 1: Brent Crude Oil Prices (US\$/barrel).....	11
Figure 2: Gold Prices (US\$/fine oz)	11
Figure 3: Cocoa Beans Prices US\$/mt.....	12
Figure 4: Real GDP Growth (Oil and Non-Oil).....	22
Figure 5: Sectoral Distribution of Nominal GDP	25
Figure 6: Headline Inflation (Year-on-Year, %)	26
Figure 7: Indicators of Public and Publicly Guaranteed External Debt	38
Figure 8: Indicators of Public and Publicly Guaranteed Debt	39
Figure 9: Petroleum Receipts from all Sources (Jan-Sept 2022).....	43
Figure 10: Sectoral Real GDP Growth, 2022-2026 (percent).....	51
Figure 11: Sector Distribution of GDP, 2022-2026	51
Figure 12: Tax Irregularities reported in the Annual Statements.....	61
Figure 13: Trend Analysis of Financial Impact of Irregularities reported by the Auditor General from 2016 to 2021, Public Accounts of Ghana (MDA)	61
Figure 14: Resource Mobilisation for 2023 (in GH¢ Million)	65
Figure 15: Resource Allocation for 2023 (in GH¢ Million)	66

Acronyms and Abbreviations

1D1F	One District One Factory
ABFA	Annual Budget Funding Amount
ADR	Alternative Dispute Resolution
AfCFTA	African Continental Free Trade Agreement
AGI	Association of Ghana Industries
AGRIS	Agricultural Integrated Survey
AIDS	Acquired Immunodeficiency Syndrome
AIs	Accountable Institutions
ART	Anti-Retroviral Treatment
AU	African Union
AUSC	African Union Sports Council
AWOS	Automatic Weather Observation System
Bcf	Billion Standard Cubic Feet
BILT	Boankra Integrated Logistics Terminal
BLAs	Bilateral Labour Agreements
BRCs	Business Resource Centres
BSP	Bulk Supply Point
CAPI	Carried and Participating Interest
CAR	Capital Adequacy Ratio
CBT	Competency-Based Training
CCDR	Country Climate and Development Report
CDD	Centre for Democratic Development
CEA	Complementary Education Agency
CEMAC	Central African Economic and Monetary Community
CET	Common External Tariff
CHOGM	Commonwealth Heads of Governments Meeting
CHRAJ	Commission on Human Rights and Administrative Justice
CICs	Community Information Centres
CIEA	Composite Index of Economic Activity
CLI	Community Level Infrastructure
CoDA	Coastal Development Authority
COLA	Cost of Living Allowance
CP	Commercial Programme
CPD	Continuous Professional Development
CPI	Consumer Price Index
CSA	Cyber Security Authority
CSD	Central Securities Depository
CS-DRMS	Commonwealth Secretariat Debt Recording and Management System
CSIR	Council for Scientific and Industrial Research

CSOs	Civil Society Organisations
CSSVD	Cocoa Swollen Shoot Virus Disease
CTH	Change in Tariff Heading
CVF	Climate Vulnerable Forum
CYF	Commonwealth Youth Forum
DACF-RFG	District Assemblies Common Fund – Response Factor Grants
DBG	Development Bank Ghana
DDDP	District Development Data Platform
DEEP	DBG Emergency Economic Programme
DEP	District Entrepreneurship Programme
DFI	Department of Factories Inspectorate
DICCES	Department of Integrated Community Centres for Employable Skills
DLDS	District Level Decentralisation Scheme
DPAT	District Assemblies Performance Assessment Tool
DPC	Data Protection Commission
DSA	Debt Sustainability Analysis
DTT	Digital Terrestrial Television
ECOWAS	Economic Community of West African States
EEP	Economic Enclave Programme
EM	Emerging Markets
EOCO	Economic and Organized Crime Office
EPA	Environmental Protection Agency
EPCs	Entity Project Committees
ESG	Environmental, Social Governance
ESL	Energy Sector Levies
ESLA	Energy Sector Levies Act
E-SPAI	Electronic Staff Performance Appraisal Instrument
ESRP	Energy Sector Reform Programme
ETHs	Export Trade Houses
ETLS	ECOWAS Trade Liberalization Scheme
e-VAT	Electronic VAT
FAW	Fall Army Worm
FDI	Foreign Direct Investment
FIC	Financial Intelligence Centre
FOBs	Forward Operating Bases
FRA	Fiscal Responsibility Act
FSI	Financial Stock Index
FSIs	Financial Soundness Indicators
FTA	Free Trade Agreement
FX	Foreign Exchange
GAB	Ghana Association of Banks

GACA	Ghanaian Against Child Abuse
GAEC	Ghana Atomic Energy Commission
GAF	Ghana Armed Forces
GAIP	Ghana Agricultural Insurance Pool
GALOP	Ghana Accountability for Learning Outcomes Project
GAMA	Greater Accra Metropolitan Area
GARID	Greater Accra Resilient and Integrated Development
GCF	Green Climate Fund
GCLT	Ghana Corruption Leagues Table
GCX	Ghana Commodity Exchange
GDHS	Ghana Demographic and Health Survey
GDP	Gross Domestic Product
GEA	Ghana Enterprises Agency
GEPA	Ghana Export Promotion Authority
GFIM	Ghana Fixed Income Market
GHANEPS	Ghana Electronic Procurement System
GHF	Ghana Heritage Fund
GhIPSS	Ghana Interbank Payment and Settlement Systems
GIADEC	Ghana Integrated Aluminium Development Corporation
GIDA	Ghana Irrigation Development Authority
GIFEC	Ghana Investment Fund for Electronic Communications
GIFMIS	Ghana Integrated Financial Management System
GIIF	Ghana Infrastructure Investment Fund
GIPC	Ghana Investment Promotion Centre
GIR	Gross International Reserves
GIRSAL	Ghana Incentive-based Risk Sharing for Agricultural Lending
GIS	Ghana Immigration Service
GITC	Ghana International Trade Commission
GKMA	Greater Kumasi Metropolitan Area
GLSS	Ghana Living Standards Survey
GMet	Ghana Meteorological Agency
GNFS	Ghana National Fire Service
GNPC	Ghana National Petroleum Corporation
GNT	Ghana Negotiation Team
GPFs	Ghana Petroleum Funds
GPSNP	Ghana Productive Safety Net Project
GSA	Ghana Standards Authority
GSCSP	Ghana Secondary Cities Support Program
GSE	Ghana Stock Exchange
GSE-CI	GSE Composite Index
GSF	Ghana Stabilisation Fund

GSFP	Ghana School Feeding Programme
GSS	Ghana Statistical Service
GTA	Ghana Tourism Authority
GTI	Guide Trade Initiative
HIPC	Heavily Indebted Poor Countries
HIV	Human Immunodeficiency Viruses
HRMIS	Human Resource Management Information System
IAA	Internal Audit Agency
IAT	Import Adjustment Tax
IBES	Integrated Business Establishment Survey
ICCO	International Cocoa Organization
ICCs	Interconnecting Circuits
ICT	Information and Communication Technology
IDEG	Institute of Democratic Governance
IDR	Issuer Default Rating
IMF	International Monetary Fund
IMS	Integrated Management System
IPEP	Infrastructure for Poverty Eradication Programme
IPPD2	Integrated Personnel and Payroll Database
IPPs	Independent Power Producers
IRECOP	Integrated Recycling and Composting Plant Project
ISFM	Integrated Soil Fertility Management
ISS	Integrated Social Services
JHS	Junior High School
KIA	Kotoka International Airport
LCY	Local Currency
LEAP	Livelihood Empowerment Against Poverty
LED	Local Economic Development
LID	Living Income Differential
LIPW	Labour Intensive and Public Works
LOC	Local Organising Committee
LTFC	Long-Term Foreign-Currency
LUSPA	Land Use and Spatial Planning Authority
M2+	Money Supply
MASLOC	Microfinance and Small Loans Centre
MDAs	Ministries, Department and Agencies
MDPI	Management Development and Productivity Institute
MES	Monitoring and Evaluation Secretariat
MFARI	Ministry of Foreign Affairs and Regional Integration
MiDA	Millennium Development Authority
MLGDRD	Ministry of Local Government, Decentralisation and Rural Development

MMA	Metropolitan and Municipal Assemblies
MMDAs	Metropolitan Municipal and District Assemblies
MMDCDs	Metropolitan Municipal and District Coordinating Directors
MMDCEs	Metropolitan Municipal and District Chief Executives
MMScf	Million Standard Cubic Feet
MoCD	Ministry of Communication and Digitalisation
MoF	Ministry of Finance
MoFA	Ministry of Food and Agriculture
MoTI	Ministry of Trade and Industry
MPC	Monetary Policy Committee
MPR	Monetary Policy Rate
MTDS	Medium-Term Debt Strategy
NADMO	National Disaster Management Organisation
NAG	Non-Associated Gas
NCA	National Communication Authority
NCCE	National Commission for Civic Education
NDA	Net Domestic Assets
NDA	Northern Development Authority
NDCs	Nationally Determined Contributions
NDPC	National Development Planning Commission
NEDS	National Export Development Strategy
NEIP	National Entrepreneurship and Innovation Programme
NFA	Net Foreign Asset
NHIA	National Health Insurance Authority
NIA	National Identification Authority
NIR	National Identity Register
NITA	National Information Technology Agency
NMC	National Media Commission
NRA	Nuclear Regulatory Authority
NSPP	National Social Protection Policy
NTC	National Teaching Council
NTE	Non-Traditional Export
NUIS	National Unemployment Insurance Scheme
NVTI	National Vocational Training Institute
NYA	National Youth Authority
OHCS	Office of the Head of Civil Service
OHLGS	Office of the Head of the Local Government Service
OICG	Opportunities Industrialisation Centres-Ghana
OMCs	Oil Marketing Companies
ORAT	Operational Readiness and Transfer
ORF	Onshore Receiving Facility

PAC	Public Accounts Committee
PCERP	Post Covid Economic Recovery Program
PCG	Partial Credit Guarantee
PC-PEG	Post-COVID-19 Programme for Economic Growth
PCSRC	Postal and Courier Services Regulatory Commission
PECs	Public Employment Centres
PELT	Public Enterprises League Table
PERD	Planting for Export and Rural Development
PF	Partnership Framework
PFI	Participating Financial Institutions
PFJ	Planting for and Jobs
PFM	Public Financial Management
PFMLT	Public Financial Management League Table
PIPWC	Public Investment Programme Working Committee
PIT	Personal Income Taxes
PIUs	Public Investment Units
PKI	Public Key Infrastructure
PNDCL	Provisional National Defence Council Law
POSP	Parliamentary Service Office Support Project
PPA	Public Procurement Authority
PPAs	Power Purchase Agreements
PPI	Producer Price Index
PPP	Public Private Partnership
PRAAD	Public Records and Archives Administration Department
PRMA	Petroleum Revenue Management Act
PSC	Public Services Commission
PSOs	Public Service Organisations
PwC	PricewaterhouseCoopers
PWDs	Persons With Disabilities
PWMP	Participatory Watershed Management Planning
RACE	Revenue Assurance, Compliance and Enforcement
RCC	Regional Coordinating Council
ROO	Rules of Origin
RTIC	Right to Information Commission
SARI	Savanna Agricultural Research Institute
SDGs	Sustainable Development Goals
SEC	Securities and Exchange Commission
SGBV	Sexual and Gender-Based Violence
SGN	Sankofa-Gye Nyame
SHC	State Housing Company
SIGA	State Interest and Governance Authority

SIM	Subscriber Identity Module
SMEs	Small and Medium Scale Enterprises
SOEs	State-Owned Enterprises
SPD	State Protocol Department
SPIPs	School Performance Improvement Plans
TCAG	Technical Committee for the African Games
TEN	Tweneboa Enyenra-Ntomme
TSCs	Technology Solution Centres
TVET	Technical and Vocational Education and Training
UBIDS	University of Business and Integrated Development Studies
UDG	Urban Development Grant
UEAS	University of Engineering and Agricultural Sciences
UMaT	University of Mines and Technology
UNHCR	United Nations High Commissioner for Refugees
UNODC	United Nations Office on Drugs and Crime
UNSC	United Nations Security Council
V20	Vulnerable Twenty
VAR	Value-Added-Rule
VAT	Value Added Tax
VfM	Value for Money
VNOM	Value of Non-Originating Materials
VNR	Voluntary National Review
WACPS	West African College of Physicians and Surgeons
WAEMU	West African Economic and Monetary Union
WAMZ	West African Monetary Zone
WEO	World Economic Outlook
WTO	World Trade Organization
YEA	Youth Employment Agency
YMK	You Must Know
YTD	Year-to-Date

SECTION ONE: INTRODUCTION

1. Right Honourable Speaker, Honourable Members of Parliament, on the authority of the President of the Republic of Ghana, and in accordance with the requirement under Article 179 of the 1992 Constitution of the Republic of Ghana, I present to you the 2023 Budget Statement and Economic Policy of His Excellency Nana Addo Dankwa Akufo-Addo.
2. Mr. Speaker, I beg to move that this House approves the Budget Statement and Economic Policy of the Government of Ghana for the year ending 31st December, 2023.
3. I also respectfully submit to this House the following statutory reports:
 - The 2022 Annual Report on the Petroleum Funds, pursuant to Section 48 of the Petroleum Revenue Management Act, 2011 (Act 815), (as amended); and
 - The 2022 Report on the Utilisation of the African Union Levies, pursuant to Section 7 of the African Union Import Levies Act, 2017 (Act 952).
4. Mr. Speaker, at the outset, permit me to thank you, personally, the leadership of Parliament, Honourable Members of this august House for your individual and collective support, understanding and cooperation the past six years that I have had the honour and privilege to be the Minister responsible for Finance.
5. As we all are fully aware, a lot has happened this year over the economy and more so in recent weeks over my role in the management of the economy. These are very critical times and, on behalf of the President of the Republic and, for myself in particular, I am eternally grateful, first, to the leadership of the New Patriotic Party, and the majority leadership and caucus of this House. And, to the Minority caucus of the National Democratic Congress in Parliament, I thank you, on your decision yesterday to participate fully in the process of passing this budget and, to quote, you stressed how “also mindful” you are “of the timeliness regarding the IMF negotiations and the crucial role a timely presentation of the 2023 budget will play in the advancement” of Ghana’s case in the negotiations with the Fund. I wish to assure this House of my strong commitment and unflinching cooperation in our collective efforts to secure an IMF programme very soon; a programme that will assist the country in its post-covid recovery efforts. Our disagreements notwithstanding, what should never be in doubt, especially in the eyes and ears of the general public, is our common desire to serve the Republic. Our democracy is richer for it.
6. Mr. Speaker, the year 2022 will go down as one of the most difficult and eventful years in the economic history of our country. While we continue to deal with the devastating impact of the COVID-19 pandemic which led to significant reduction in our revenues and increased our expenditures enormously, we also have had to contend with the Russian-Ukraine war.

7. In the midst of these really challenging times, Parliament has in many, many instances supported Government's programmes presented to this House. The eventual passage of E-levy Act, the Fees and Charges Act, the Exemptions Act and the US\$750 million Afrexim Loan, among others, attest to the support received from this august House. At the same time, the exceptional challenges that the Electronic Levy bill encountered over months before it was passed, also attest to the challenges that we must be mindful of going forward.
8. Mr. Speaker, I also wish to express the deep appreciation of Government to the various stakeholders, including Employers' Associations, Labour Unions, Civil Society, Faith-Based Organizations, Association of Ghana Industries, Ghana Union of Traders Association, Bankers, Academia and Think-Tanks for the support we have received throughout the year, as well as the inputs that have informed and enriched our policy choices.

A Challenging Year

9. Mr. Speaker, a year ago, I came to present a Budget with significant revenue measures to tackle our debt-financing difficulties, finance the transformative agenda of Government and sustain the post COVID-19 recovery. However, what started as a political disagreement over revenue measures in this House, triggered a series of events that significantly undermined the credibility of our budget, consequently leading to serious economic challenges, as investor confidence hit a new low.
10. This manifested in credit rating downgrades which triggered the closure of Ghana's access to the International Capital Market; tightening domestic financing conditions; and increasing cost of borrowing. The combined effects of the developments contributed to the rapid depreciation of the cedi and high debt service.
11. Mr. Speaker, our inability to access the International Capital Markets meant that, for the first time in our administration, we did not have the needed foreign currency to complement our forex earnings. We have had to make strenuous efforts to meet our import bill, which exceeds US\$10.0 billion annually. Considering our low foreign earnings, it has been difficult to meet our import requirements including crude oil and petroleum products of about US\$400m (GHc4.80 billion) a month. At the same time, Ministry of Finance still needs to find about US\$1.0 billion annually to keep our lights in our homes and workplaces.
12. Mr. Speaker, the demand for foreign exchange to support our unbridled demand for imports undermines and weakens the value of the cedi. This contributed to the depreciation of the cedi, which has lost about 53.8 percent of its value since the beginning of the year. Compared to the average 7 percent average annual depreciation of the Cedi between 2017 and 2021, the current year's depreciation, which is driving the costs of goods and services high for everyone, is clearly an aberration – a very expensive one.

13. These increases in fuel prices has led to increases in prices of most goods and services. Inflation which we managed to bring down from 15.4 percent at the end of 2016 to 7.9 percent at the end of 2019 and remained in single digits till the pandemic hit in March 2020 is now 40.4 percent.
14. It is not only the individuals and households who are adversely affected by the depreciation of the cedi. For us at the Ministry of Finance, the depreciation of the cedi seriously affects our ability to effectively manage our debt. Indeed, our stock of debt has increased by GHc93 billion this year alone due to the depreciation of the cedi since the beginning of 2022. Even as the State struggles to raise sufficient revenues, high inflation rates continue to eat away the already meagre wages of the average Ghanaian. The lesson from this relapse in macro-economic stability makes us even more determined, as your government, to permanently restructure and transform this economy and build resilience.
15. Mr. Speaker, we have been honest with Ghanaians about the economic challenges that the country is facing. H.E. The President pointed out that, never have so many malevolent forces come together, in a perfect storm, to so dramatically impact our lives. The current challenges on the back of two difficult years, since March 2020, have really tested our people and our resolve. We empathize greatly with all Ghanaians for the undue pressures this has placed on their livelihoods. We want to commend you for your forbearance during these difficult times. We are confident that together, and with God on our side, we will turn things around.
16. On behalf of His Excellency the President, let me assure all Ghanaians that Government is working to change this negative narrative and demonstrate our resilience as a people and our ability to rebuild for a better future. We have demonstrated this many times in our country, but more recently between 2017 and 2019. We are resolved that in the next two years, Government would work with you all, with a restless determination, to turn around this economy.
17. Mr. Speaker, in a few hours, the Black Stars will be playing their first game in the 2022 FIFA World Cup tournament in Qatar. It is clear that we stand united as a nation behind our Black Stars. A successful passage of the 2023 budget, a successful conclusion of negotiations with the IMF; and, making Ghana's performance in Qatar 2022, the most successful not only for the country but for any African side on the World Cup stage, will, I dare say, bring this most challenging year to a very successful end. To this, Mr Speaker, we pray. As the bible says 'behold How good and pleasant it is when God's people live together in unity!, for there, the Lord commands the blessing" Psalm 133 verse 1-3.

Resetting Our Economy

18. Mr. Speaker, events since March 2020 have taught us the pervasive volatility of our world today and the wisdom in the vision of President Akufo-Addo to reset our economy through industrialisation. This budget reflects our resolve to reset the economy and restore macroeconomic stability. But, to do so, we need the support of the people of Ghana and the cooperation and approval of this

Parliament. Our goal now is to significantly enhance revenues, significantly cut down the cost of running government, significantly expand local production, invest more to protect the poor and vulnerable, continue expanding access to good roads, education and health for every Ghanaian everywhere in Ghana.

19. Mr. Speaker, this Budget is, therefore, anchored on a seven-point agenda aimed at restoring macro-economic stability and accelerating our economic transformation as articulated in the Post-COVID-19 Programme for Economic Growth (PC-PEG). These comprise an agenda to:
 - Aggressively mobilize domestic revenue;
 - Streamline and rationalise expenditures;
 - Boost local productive capacity;
 - Promote and diversify exports;
 - Protect the poor and vulnerable;
 - Expand digital and climate-responsive physical infrastructure; and
 - Implement structural and public sector reforms.
20. To achieve these, there are three (3) critical imperatives: successfully negotiating a strong IMF programme; coordinating an equitable debt operation programme; and attracting significant green investments. This will enable us to generate substantial revenue, create needed fiscal space for the provision of essential public services and facilitate the implementation of the PC-PEG programme to revitalise and transform the economy.
21. Mr. Speaker, we will undertake the following actions, initiatives, and interventions under the seven-point agenda.
 - i. To aggressively mobilize domestic revenue, we will among others:
 - Increase the VAT rate by 2.5 percentage points;
 - Fast-track the implementation of the Unified Property Rate Platform programme in 2023; and
 - Review the E-Levy Act.
 - ii. To boost local productive capacity, we will among others:
 - cut the imports of public sector institutions that rely on imports either for inputs or consumption by 50% and will work with the Ghana Audit Service and the Internal Audit Agency to ensure compliance;
 - support the aggressive production of strategic substitutes, including the list disclosed at the President's last address to the nation;
 - Support large-scale agriculture and agribusinesses interventions through the Development Bank Ghana;
 - introduce policies for the protection and incubation of newly formed domestic industries to allow them to make the goods produced here competitive with imported goods.
 - iii. To promote exports, we will among others:

- expand our productive capacity in the real sector of the economy and actively encourage the consumption of locally produced rice, poultry, vegetable oil and fruit juices, ceramic tiles among others;

- iv. To pursue efficiency in Government expenditures, we will among others:
 - Implement the Government directives on expenditure measures;
 - Integrate public procurement approval processes with GIFMIS to ensure that projects approved are aligned with budget allocation;
 - Review key government programmes to reflect relevance, promote efficiency, and ensure value for money; and
 - Review the efficiency of Statutory Funds.
- v. To implement structural and public sector reform, we will among others:
 - Impose a debt limit on non-concessional financing, including placing a moratorium on new financing for 2023;
 - Undertake major structural reforms in the Public Sector by reviewing the operations of 36 State-owned Enterprises, 8 Special Purpose Vehicles, 90 Joint Venture Companies, 38 Regulatory institutions, 68 Statutory Bodies and 6 Subvented Agencies;
 - Enforce compliance with legal and regulatory framework on foreign exchange;
 - Initiate measures to overhaul the tax structures in the extractive industry;
 - Expand the gold purchase programme by Bank of Ghana to support FX Reserve accumulation and promote local currency stability;
 - To safeguard the social protection programmes, we will among others, Expand social protection programmes such as LEAP, School Feeding, and NHIS for the vulnerable and socially excluded.

22. Mr. Speaker, last year, I presented our plan to get us back to pre-pandemic macro-stability and growth levels. More importantly, I shared the President's strategy to improve the living standards of Ghanaians and address our central challenge – unemployment. The strategy was anchored on building a Sustainable Entrepreneurial Nation through fiscal consolidation and Job Creation. I am happy to report that we have piloted the YouStart Programme and launched the District Level programme. Admittedly, not all the policies have achieved the results we sought to attain. Furthermore, unforeseen domestic and external events have significantly affected this strategy.

23. We are now embarking on a journey to fundamentally reposition our economy with the Post-COVID-19 Programme for Economic Growth (PC-PEG), to be supported by the IMF and other friendly sovereigns, as our blueprint. We are mindful that it will require broad-based contributions and sacrifices. There will be costs to the fiscal adjustments we intend to make in the coming years to sustain our stability, recovery and eventual transformation. My pledge to this House is that there will be fiscal discipline. That every pesewa that we ask the Ghanaian people and businesses operating in Ghana to contribute will be spent well.

24. The challenges we face are daunting but we must not lose sight of the greatest strength of being Ghanaian: resilience, entrepreneurial zeal, faith, courage, solidarity and hope. I, therefore, ask all of us to play a constructive role in getting our nation fully back on track. Ours is a country with real prospects and the challenges notwithstanding, Ghana will rise again, and my faith is premised on the fact that a lot has already been achieved, especially over the course of the Fourth Republic and our policy, as outlined in this budget to reset the economy, if supported will ensure that, indeed, we have not wasted the current global crisis, but used it to make our economy stronger and the progress and prosperity of our people even more assured.

SECTION TWO: GLOBAL ECONOMIC DEVELOPMENTS AND OUTLOOK

25. Mr. Speaker, the global environment is fragile, and the outlook remains uncertain. Global economic activity in 2022, which has slowed down more broadly and sharply than anticipated, continues to face steep challenges posed by the lingering effects of three powerful forces, namely: the Russian invasion of Ukraine; a cost-of-living crisis caused by persistent and broadening inflation pressures; and the slowdown in China. The IMF projects that more than one-third of the world's economy will contract in 2022 or 2023, while the slowdown in the three largest economies—the United States, the European Union, and China—will continue. As the IMF puts it, “.... ***the worst is yet to come, and for many people 2023 will feel like a recession***”.
26. According to the IMF's October 2022 World Economic Outlook (WEO), and as shown in Table 1, global economic growth will slow down from 6.0 percent in 2021 to 3.2 percent in 2022 and, at most, 2.7 percent in 2023. This is weakest global growth profile since 2001, except for the periods of the global financial crisis and the acute phase of the COVID-19 pandemic.
27. Growth in Advanced Economies is expected to fall to 2.4 percent in 2022 and 1.1 percent in 2023, from 5.2 percent in 2021. In the United States, growth is expected to slow down from 5.7 percent in 2021 to 1.6 percent in 2022 and 1.0 percent in 2023, reflecting the unexpected contraction in the second quarter of 2022. Similarly, growth rates in the Euro Area are expected to fall from 5.2 percent in 2021 to 3.1 percent in 2022, and further to 0.5 percent in 2023. Japan's 2021 growth rate of 1.7 percent is expected to remain unchanged in 2022, but then cool off marginally to 1.6 percent in 2023 to reflect a negative trade shift.
28. Economic growth in Emerging Markets and Developing Economies is expected to slow down sharply from 6.6 percent in 2021 to 3.7 percent in 2022 and 2023 due to less favorable external conditions and more rapid policy tightening in the regions.

Table 1: Global Economic Growth Rates for Selected Countries (%)

S/N	REGION/COUNTRY	2018	2019	2020	2021	2022	2023	2024
	WORLD	3.6	2.8	-3.0	6.0	3.2	2.7	3.2
1	ADVANCED ECONOMIES	2.3	1.7	-4.4	5.2	2.4	1.1	1.6
1.1	United Kingdom	1.7	1.7	-9.3	7.4	3.6	0.3	0.6
1.2	USA	2.9	2.3	-3.4	5.7	1.6	1.0	1.2
1.3	EURO Area	1.8	1.6	-6.1	5.2	3.1	0.5	1.8
1.4	Korea Republic	2.9	2.2	-0.7	4.1	2.6	2.0	2.7
1.5	Japan	0.6	-0.4	-4.6	1.7	1.7	1.6	1.3
2	EMERGING MARKETS & DEVELOPING ECONOMIES	4.6	3.6	-1.9	6.6	3.7	3.7	4.3
2.1	Brazil	1.8	1.2	-3.9	4.6	2.8	1.0	1.9
2.2	Russia	2.8	2.2	-2.7	4.7	-3.4	-2.3	1.5
2.3	India	6.5	3.7	-6.6	8.7	6.8	6.1	6.8
2.4	China	6.8	6.0	2.2	8.1	3.2	4.4	4.5
3	AFRICA	3.5	3.3	-1.6	6.9	3.9	4.1	4.2

S/N	REGION/COUNTRY	2018	2019	2020	2021	2022	2023	2024
3.1	SUB-SAHARAN AFRICA	3.3	3.2	-1.6	4.7	3.6	3.7	4.1
3.1.1	Ethiopia	7.7	9.0	6.1	6.3	3.8	5.3	6.2
3.1.2	South Africa	1.5	0.3	-6.3	4.9	2.1	1.1	1.3
3.1.3	Rwanda	8.6	9.5	-3.4	10.9	6.0	6.7	7.0
3.1.4	Kenya	5.7	5.1	-0.3	7.5	5.3	5.1	5.5
3.1.5	Mauritius	3.8	3.0	-14.9	4.0	6.1	5.4	4.2
3.2	ECOWAS	3.6	3.5	-0.6	4.4	3.7	3.9	0.0
3.2.1	Ghana	6.2	6.5	0.5	5.4	3.6	2.8	3.9
3.2.2	Nigeria	1.9	2.2	-1.8	3.6	3.2	3.0	2.9
3.2.3	Ivory Coast	6.9	6.2	2.0	7.0	5.5	6.5	6.6

Source: IMF, AfDB, GSS, & Min. of Finance

29. The IMF's October 2022 Regional Economic Outlook for Sub-Saharan Africa indicate that the region's economic recovery in 2021 has also been abruptly disrupted by spillovers from the war in Ukraine and tighter global financial conditions. With few options to combat the crises as well as the multidecade high levels of public debt and inflation—primarily due to rising food and energy prices—, many SSA countries are being pushed to the brink. Growth in the region is expected to slow down from 4.7 percent 2021 to 3.6 percent in 2022 and 3.7 percent in 2023, due to low investment activity and a worsening trade balance.

Global Inflation

30. Global inflation (CPI-based average annual) has risen, fueled by heightened inflationary pressures attributable largely to the Russian-Ukrainian war , and driven primarily by increases in energy-related and food prices. Global inflation is expected to increase from 4.7 percent in 2021 to 8.8 percent in 2022, before falling to 6.5 percent in 2023 and 4.1 percent in 2024, as shown in Table 2.
31. In Advanced Economies inflation is expected to increase from 3.1 percent in 2021 to 7.2 percent in 2022 before declining to 4.4 percent by 2023. Significant increases in headline inflation among such major economies as the United Kingdom (by 6.6 ppt to 9.1 percent), the Euro area (by 5.7 ppts to 8.3 percent), and the United States (by 3.4 ppts to 8.1 percent) are driving the increase for the group in 2022.
32. Inflation in Emerging Markets and Developing Economies is expected to increase from 5.9 percent in 2021 to 9.9 percent in 2022 before declining to 8.1 percent in 2023. Prices are expected to be 6.1 percent higher in the fourth quarter of 2023 than in the same quarter of 2022.

Table 2: Global CPI Inflation for Selected Countries (average annual % change)

S/N	REGION/ COUNTRY	2018	2019	2020	2021	2022	2023	2024
	WORLD	3.6	3.5	3.2	4.7	8.8	6.5	4.1
1	ADVANCED ECONOMIES	2.0	1.4	0.7	3.1	7.2	4.4	2.4
1.1	United Kingdom	2.5	1.8	0.9	2.6	9.1	9.0	3.7
1.2	USA	2.4	1.8	1.2	4.7	8.1	3.5	2.2
1.3	EURO Area	1.8	1.2	0.3	2.6	8.3	5.7	2.7
1.4	Korea Republic	1.5	0.4	0.5	2.5	5.5	3.8	2.3
1.5	Japan	1.0	0.5	0.0	-0.2	2.0	1.4	1.0
2	EMERGING MARKETS & DEVELOPING ECONOMIES	5.0	5.1	5.1	5.9	9.9	8.1	5.3
2.1	Brazil	3.7	3.7	3.2	8.3	9.4	4.7	3.9
2.2	Russia	2.9	4.5	3.4	6.7	13.8	5.0	4.0
2.3	India	3.4	4.8	6.2	5.5	6.9	5.1	4.4
2.4	China	2.1	2.9	2.4	0.9	2.2	2.2	1.9
3	AFRICA SUB-SAHARAN	11.0	9.2	10.8	13.0	13.7	11.1	8.3
3.1	AFRICA	8.3	8.2	10.2	11.1	14.4	11.9	8.6
3.1.1	Ethiopia	13.8	15.8	20.4	26.8	33.6	28.6	21.1
3.1.2	South Africa	4.6	4.1	3.3	4.6	6.7	5.1	4.7
3.1.3	Rwanda	1.4	2.4	7.7	0.8	9.5	8.0	5.0
3.1.4	Kenya	4.7	5.2	5.3	6.1	7.4	6.6	5.1
3.1.5	Mauritius	3.2	0.5	2.5	4.0	10.2	6.1	5.6
3.2	ECOWAS	9.3	8.1	10.2	12.7	16.6	13.9	0.0
3.2.1	Ghana	9.8	7.1	9.9	10.0	27.2	20.9	14.7
3.2.2	Nigeria	12.1	11.4	13.2	17.0	18.9	17.3	12.6
3.2.3	Ivory Coast	0.6	0.8	2.4	4.2	5.5	4.0	1.8

Source: IMF, AfDB, GSS, & Min. of Finance

33. Sub-Saharan Africa's inflation has mirrored global trends where inflation has risen more rapidly and steadily than anticipated. Double-digit inflation is now prevalent in about 40 percent of the economies in Sub-Saharan Africa. Much of the recent movement has been driven by increases in prices of essential food and energy-related items. Inflation is expected to increase to 14.4 percent in 2022 from 11.1 percent in 2021, but then projected to decline to 11.9 percent in 2023. As a result, poverty, food insecurity, and malnutrition have increased, especially in metropolitan areas, with attendant negative effects on social and political stability. Policy space to confront the latest challenges remains thin as the region endures its third year of the COVID-19 pandemic. Nineteen of the region's 35 low-income countries are either in debt distress or at high risk of distress. Regional indebtedness is now approaching levels last seen in the early 2000s before the Heavily Indebted Poor Countries (HIPC) Initiative.

World Commodity Prices

34. The sharp slowdown in global growth and concerns about an impending global recession are weighing on world commodity prices in US dollar terms. However, for many economies, prices in domestic-currency terms remain elevated because of currency depreciation passthroughs. This could deepen the food and energy crises already underway in several countries. As the global growth slowdown intensifies, the World Bank has projected commodity prices to ease in 2023 and

2024, but they will remain considerably above their average over the past five years. In particular, energy prices are expected to fall by 11 percent in 2023 and 12 percent in 2024, while prices of agricultural commodities and metals are projected to decline by 5 percent and 15 percent, respectively, in 2023 before stabilising in 2024.

35. World market price developments for Ghana's three top export commodities—gold, cocoa beans, and crude oil— from 2017 to 2021, the forecast for 2022, and projections for 2023 and 2024 are present in Table 3.

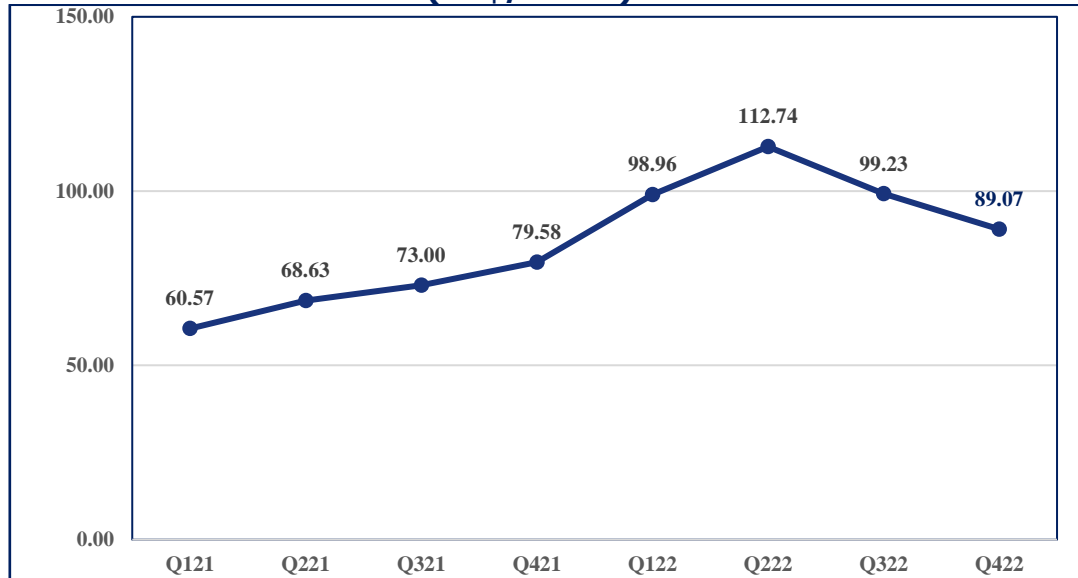
Table 3: Global Price Trends of Ghana's Top Export Commodities

Year	Gold US\$/oz	Cocoa Beans US\$/mt	Crude Oil US\$/bbl
2017	1,257.56	2,029.41	54.39
2018	1,269.23	2,293.77	71.07
2019	1,392.50	2,340.82	64.03
2020	1,770.25	2,369.86	42.30
2021	1,799.63	2,426.53	70.44
2022(f)	1,775.00	2,350.00	100.00
2023(p)	1,700.00	2,300.00	92.00
2024(p)	1,650.00	2,340.00	80.00
2017-2021	1,497.83	2,292.08	60.45

Source: World Bank Commodity Markets Outlook, Oct-2022

Crude Oil Prices

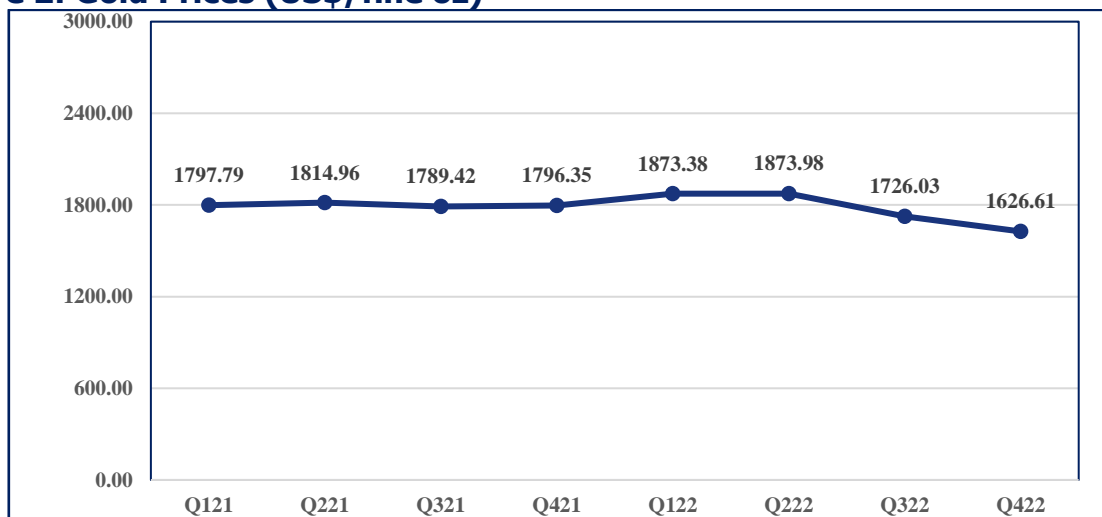
36. Mr. Speaker, after a steady increase throughout the four quarters of 2021, Brent crude oil prices soared in the first quarter of 2022 and remained elevated through the second quarter 2022, adding to global inflationary pressures. Oil prices, however, dipped in the third quarter of 2022, and are projected to decline further in the fourth quarter and average US\$100.00/barrel in 2022 compared to US\$70.44 in 2021, an increase of 42.0 percent. The outlook is for crude oil prices to decline to US\$92.00/barrel in 2023 and further to US\$80.00/barrel in 2024.

Figure 1: Brent Crude Oil Prices (US\$/barrel)

Source: World Bank Commodity Markets Outlook, Oct-2022

Gold Prices

37. Following three consecutive steady increases from Q321 to Q222, the price of gold dipped in Q322, and it is forecasted to further decline in Q422. The price decline in Q322, according to the World Gold Council (WGC), was largely a response to the continued strength of the US dollar as the US Fed increased interest rates to combat high US inflation. However, the average gold price in Q322 was only 3.5 percent lower on year-on-year basis and was in close alignment with the relative performance of global demand and supply for the precious metal during the quarter.

Figure 2: Gold Prices (US\$/fine oz)

Source: World Bank Commodity Markets Outlook, Oct-2022

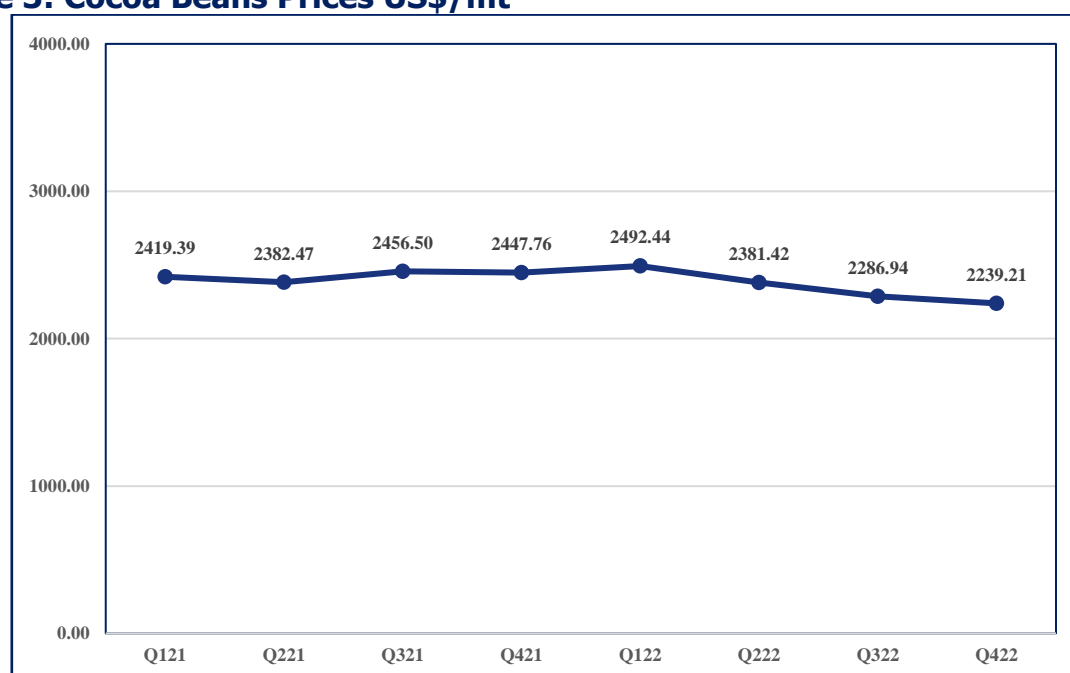
38. Mr. Speaker, the WGC also noted that investment demand for gold reflected differences in priorities: while retail investors bought gold as a store of value amid surging global inflation, exchange traded fund (ETF) investors, on the other hand,

reduced their holdings in the face of rising global interest rates and shifted resources into acquiring less risky government instruments, especially in the US.

Cocoa Beans Prices

39. Mr. Speaker, according to the International Cocoa Organization's (ICCO) monthly Cocoa Market Report for October 2022, global cocoa production is expected to fall by 6.8 percent to 4.890 million metric tons, primarily due to a projected fall of nearly 10 percent in Africa.
40. Mr. Speaker, global cocoa processing activity is projected to fall by 1.5 percent for the 2021/22 crop season and by a larger percentage (3.7% year-on-year through Q3 of 2022) in the big three grinding associations that accounted for about 56 percent share of world share of grindings in the first three quarters of 2022—European Cocoa Association (ECA), Cocoa Association of Asia (CAA), and National Confectionery Association (NCA), echoing the on-going global macroeconomic narrative on high inflation, interest rates, slow growth, and concerns about energy price increases. Accordingly, the price of cocoa beans declined in both Q2 and Q3 of 2022 and is forecasted to further dip in Q4 of 2022 to average US\$2350.00 for the full calendar year.

Figure 3: Cocoa Beans Prices US\$/mt



Source: World Bank Commodity Markets Outlook, Oct-2022

ECOWAS Sub-Region: Macroeconomic Developments

Economic Growth

41. In 2021, the ECOWAS sub-regional economy rebounded after a year of deep recession. The strong performance was primarily due to the partial relaxation of COVID-19 restrictions which facilitated the resumption of trade among member states. Consequently, real GDP growth strengthened to 4.4 percent from a contraction of 0.6 percent in 2020. However, growth remained unevenly

distributed across member states in spite of the robust regional performance, with a high of 7.2 percent in Benin and a low of 1.3 percent in Niger. ECOWAS economic growth is projected to moderate to 3.7 percent in 2022 and 3.9 percent in 2023.

Table 4: ECOWAS Real GDP Growth Rates (% annual)

S/N	REGION/COUNTRY	2018	2019	2020	2021	2022	2023
	AFRICA	3.5	3.3	-1.6	6.9	3.9	4.1
	SUB-SAHARAN AFRICA	3.3	3.2	-1.6	4.7	3.6	3.7
1	ECOWAS	3.6	3.5	-0.6	4.4	3.7	3.9
2.	WAEMU	6.3	5.7	1.8	5.9	4.9	6.4
2.1	Benin	6.7	6.9	3.8	7.2	5.7	6.2
2.2	Burkina Faso	6.7	5.7	1.9	6.9	3.6	4.8
2.3	Côte d'Ivoire	6.9	6.2	2.0	7.0	5.5	6.5
2.4	Guinea-Bissau	3.8	4.5	1.5	5.0	3.8	4.5
2.5	Mali	4.7	4.8	-1.2	3.1	2.5	5.3
2.6	Niger	7.2	5.9	3.6	1.3	6.7	7.3
2.7	Senegal	6.2	4.6	1.3	6.1	4.7	8.1
2.8	Togo	5.0	5.5	1.8	5.3	5.4	6.2
3	WAMZ	2.6	2.8	0.2	3.7	4.2	4.1
3.1	Gambia	7.2	6.2	0.6	4.3	5.0	6.0
3.2	Ghana	6.2	6.5	0.5	5.4	3.6	2.8
3.3	Guinea	6.4	5.6	4.9	3.8	4.6	5.1
3.4	Liberia	1.2	-2.5	-3.0	5.0	3.7	4.2
3.5	Nigeria	1.9	2.2	-1.8	3.6	3.2	3.0
3.6	Sierra Leone	3.5	5.3	-2.0	4.1	2.4	3.3
4	Cabo Verde	14.6	5.7	-14.8	7.0	4.0	4.8

Source: IMF, AfDB, GSS, MoF Finance, World Bank

Inflation

42. Average annual CPI-based inflation of the region accelerated from 10.2 in 2020 to 12.7 percent in 2021 due to increased food and fuel prices as well as high exchange rate pass-through. In terms of the sub-regional blocs, WAEMU average inflation reached 3.5 percent in 2021 against 2.2 percent in preceding year, while it was recorded at 11.1 percent from 11.7 percent in the WAMZ. Inflationary pressures also remained elevated in Cabo Verde, recording average inflation rate of 1.9 percent in 2021 from 0.6 percent a year earlier.
43. Inflationary pressures continue to persist in the ECOWAS region in 2022, mostly due to high exchange rate pass-through effect and supply chain disruption related to the "zero tolerance" COVID-19 policy in China. Other causes of inflation in the region including the high and increasing energy and transport costs as well as increased food prices. The average inflation rate for the region is projected to escalate to 16.6 percent in 2022 before easing off to 13.9 percent in 2023. Inflation in the WAEMU bloc is projected at 7.0 percent and 3.1 percent for 2022 and 2023, respectively. The corresponding figures for the WAMZ bloc are 17.2

percent and 16.2 percent respectively, and for Cape Verde at 6.5 percent and 3.5 percent, respectively.

Table 5: Global Consumer Price Inflation (annual averages)

S/N	REGION/COUNTRY	2018	2019	2020	2021	2022	2023
	AFRICA	11.0	9.2	10.8	13.0	13.7	11.1
	SUB-SAHARAN AFRICA	8.3	8.2	10.2	11.1	14.4	11.9
1	ECOWAS	9.3	8.1	10.2	12.7	16.6	13.9
2.	WAEMU	0.8	-0.6	2.2	3.5	7.0	3.1
2.1	Benin	0.8	-0.9	3.0	1.7	5.0	1.8
2.2	Burkina Faso	2.0	-3.2	1.9	3.9	14.2	1.5
2.3	Côte d'Ivoire	0.6	0.8	2.4	4.2	5.5	4.0
2.4	Guinea-Bissau	0.4	0.3	1.5	3.3	5.5	4.0
2.5	Mali	1.9	-3.0	0.5	3.8	8.0	3.0
2.6	Niger	2.8	-2.5	2.9	3.8	4.5	3.0
2.7	Senegal	0.5	1.0	2.5	2.2	7.5	3.1
2.8	Togo	0.9	0.7	1.8	4.3	5.6	2.1
3	WAMZ	13.0	12.8	11.7	11.1	17.2	16.2
3.1	Gambia	6.5	7.1	5.9	7.4	11.3	11.1
3.2	Ghana	9.8	7.1	9.9	10.0	27.2	20.9
3.3	Guinea	9.8	9.5	10.6	12.6	12.7	12.2
3.4	Liberia	23.5	27.0	17.0	7.8	6.9	8.7
3.5	Nigeria	12.1	11.4	13.2	17.0	18.9	17.3
3.6	Sierra Leone	16.0	14.8	13.4	11.9	25.9	26.8
4	Cabo Verde	1.3	1.1	0.6	1.9	6.5	3.5

Source: IMF, AfDB, GSS, BoG, MoF, World Bank

Performance on Rationalised ECOWAS Convergence Criteria

44. The economies of ECOWAS Member States recovered strongly to pre-COVID-19 growth paths in 2021, underpinned by policy support, recovery of commodity prices, easing of COVID-19 restrictions and re-opening of economies following the steady rise in the vaccines rollout which helped restore confidence, as well as accommodative global financial conditions. Real GDP in the region rebounded to 4.4 percent in 2021 from the contraction of 0.6 percent recorded in 2020. Inflationary pressures, however, remained elevated in the region due to the global supply chain disruptions and rising crude oil and food prices.
45. None of the 15 member states satisfied all the six (6) convergence criteria in 2021. However, the number of countries that met at least five (5) convergence criteria was eight (8) in 2021, same as in 2020. Also, no Member State met all the four (4) Primary Convergence Criteria in 2021. However, the number of Member States that satisfied at least three (3) Primary Convergence Criteria increased from ten (10) in 2020 to eleven (11) in 2021.
46. Inflationary pressures persisted in the ECOWAS region, mostly due to rising commodity prices, mainly energy and fuel with implication for transport costs, food prices, exchange rate pass-through effect, as well as the continuous supply

chain disruptions relating to the “zero tolerance” COVID-19 policy in China. Consequently, average annual inflation in the ECOWAS region accelerated to 12.7 percent in 2021 from 10.2 percent in 2020. In terms monetary blocs, WAEMU average inflation stood at 3.5 percent in 2021 against 2.2 percent in 2020, while it was 16.0 percent from 12.7 percent in the WAMZ. Inflationary pressures also remained elevated in Cabo Verde, recording 1.9 percent average inflation in 2021 from 0.6 percent, a year earlier.

47. Central bank financing of the budget deficit — measured as a ratio of net claims on the government to the previous year’s tax revenue — deteriorated in 2020, following the increasing demand on central banks to finance part of government COVID-19 activities in the face of tight global financial conditions. The criterion was later revised to reflect the Committee of Governors’ (COG) directive to exclude all IMF facilities extended to Member States during the COVID-19 period. Hence, the performance on the central bank financing of budget deficit criterion improved in 2021 as the number of Member States that satisfied the criterion increased to thirteen (13) at end-December 2021 from eleven (11) countries in 2020. In 2021, only Nigeria and Sierra Leone missed the target whilst Ghana, Guinea, Nigeria and Sierra Leone missed the target in 2020. In the WAEMU bloc, all Member States satisfied this criterion.
48. The public debt-to-GDP ratio was relatively stable in the pre-pandemic period, but rose sharply by 4.2 percentage points of GDP in 2020 and further by 5.5 percentage points in 2021, reflecting increased borrowings to address the financing gaps created by the COVID-19 pandemic. The significant drop in revenue coupled with the rise in expenditures, mainly COVID-related, necessitated some Member States to issue long-term debt securities such as Eurobonds, while others resorted to domestic borrowing to finance the shortfall in the budget.
49. Projections based on data from the West African Monetary Agency indicate that in 2022 no Member State would meet all the Macroeconomic Convergence Criteria, just as was the case in 2021. On the budget deficit, performance will remain the same as in 2021. Guinea and Liberia are expected to satisfy the criterion, mainly due to expenditure rationalisation measures implemented under the IMF’s Extended Credit Facility. Performance on central bank financing of the budget deficit is expected to improve in 2022 as all Member States are expected to meet the target. Performance in average inflation is expected to decline to six (6) Member States in 2022 due to the impact of the Russian-Ukraine crisis. Concerning Gross External Reserves in months of import cover, all Member States are expected to meet the target in 2022, aided by increased foreign exchange earnings from trade after relaxation of COVID-19 restrictions. On the public debt criterion, performance by Member States will remain the same as the performance outturn for 2021.
50. Projections for the benchmarks under the secondary criteria show that all fifteen (15) member states satisfied the target on exchange rate stability, while performance on the public debt criterion was slipped in 2021, as eleven (11)

countries complied with the target against twelve in 2020. This will be occasioned by the effect of the COVID-19 pandemic, which is narrowing fiscal space and expanding debt levels due to the heightened recourse to borrowing to finance the widening fiscal deficits.

51. The Russian invasion of Ukraine is threatening to derail the recovery from the COVID-19 recession by amplifying supply chain bottlenecks and inflationary pressures. Therefore, Member States are encouraged to continue to pursue fiscal consolidation through expenditure prioritisation without jeopardising growth. This calls for the right mix of fiscal and monetary policies through effective coordination between the fiscal and monetary authorities.

Ghana's 1st Half 2022 Performance on rationalized ECOWAS Convergence Criteria

52. According to the 2022 Half-Year ECOWAS Multilateral Surveillance report, out of the four (4) primary and two (2) secondary rationalized macroeconomic convergence criteria, Ghana met one Primary Criteria, namely the public debt to GDP ratio criterion as shown in Table 3.

Table 6: ECOWAS Rationalized Convergence Criteria (June 2022)

No.	Convergence Criteria	Target	Ghana
Primary Criteria			
1	Budget Deficit (Inc. Grants)/GDP	≤ 3%	5.6% (Not Achieved)
2	Inflation (annual average)	≤ 5%	29.8% (Not Achieved)
3	Central Bank Budget Deficit Financing	10%	zero financing (Achieved)
4	Gross External Reserves	≥ 3 months	3.4 Months (Achieved)
Secondary Criteria			
5	Nominal Exchange Rate	± 10%	-21.10% (Not achieved)
6	Public Debt /GDP	≤ 70%	66.5% (Achieved)

Source: GoG, BOG, MoF

ECOWAS Trade Liberalization Scheme (ETLS)

53. Mr. Speaker, the ECOWAS Trade Liberalization Scheme (ETLS) is the ECOWAS protocol or Free Trade Agreement (FTA) that is used to eliminate customs duties and other charges of equivalent effect on trade (imports and exports) between Member States. One of the main objectives of ECOWAS is to promote the economic integration of the region by establishing, among other things, a Free Trade Area (FTA), which is the second stage of integration of ECOWAS.
54. Mr. Speaker, the ETLS mechanism ensures free movement of originating products without the payment of customs duties and taxes of equivalent effect on importation/exportation into ECOWAS Member States. General Rules of Origin (ROO) are applicable to all originating products in the ECOWAS member states. The rules that qualify a product to enjoy preferential treatment are; (i) Wholly obtained/produced (WO), (ii) Change in Tariff Heading (CTH) and (iii) Value added—now Value of non-originating materials (VNOM).

55. Mr. Speaker, ECOWAS has, in recent times, updated the protocol and the ROO to match up with modern FTAs. Ghana is implementing fully the ETLS that it has committed herself to. However, some member states do not want to comply to the rules agreed on under the protocol. We do not hesitate in rejecting such consignment entering into Ghana to enjoy preferential treatment. They are made to pay full duties.
56. Mr. Speaker, proof of origin as agreed in the protocol is very vital in deriving any benefits under the protocol. A valid ECOWAS Certificate of Origin (COO) issued by a designated competent authority is required to be submitted to the Ghana Customs at the point of making a Customs bill of Entry (BOE) in order to enjoy duty free quota free status on Community Originating products. Economic operators who want to benefit from the ETLS need to know the rules and play by the rules in order to benefit.

ECOWAS COMMON EXTERNAL TARIFF (CET)

57. Mr. Speaker, ECOWAS Common External Tariff (CET), as commonly called, is an ECOWAS Tariff and Statistics Nomenclature based on the Harmonized Commodity Description and Coding System (HS) made up of a systematic list of commodities as adopted by the Community. It is a 10-digit coding system with five (5) banded tariffs: (i) Zero (0) percent on basic social goods; (ii) 5 percent on basic goods, raw goods and capital goods; (iii) 10 percent on inputs and semi-finished goods, (iv) 20 percent on finished goods; and (v) 35 percent on specific goods. This fifth tariff band is meant to protect sensitive industries.
58. It also has accompanying measures which include, trade defence measures that consist mainly of safeguard measures to temporarily restrict imports of certain products; countervailing duties to counteract the effects of subsidies; and supplementary protection measures like the import adjustment tax (IAT) which allows for a national maximum 3 percent deviation from the proposed CET rates for policy reasons.
59. Mr. Speaker, Ghana currently implements the CET at all entry and exit points without discrimination since approval was granted by the Parliament of the Republic of Ghana. The Government of the Republic of Ghana is also taking advantage of the Import Adjustment Tax (IAT) which provides the opportunity for countries to deviate from the ECOWAS tariff to implement government policies on certain commodities. However, this policy is due to end by 31st December, 2022.
60. Mr. Speaker, processes are in place to extend the IAT for the next five (5) years to allow member states to recover from the effects of COVID-19 and other prevailing economic difficulties. In line with the periodic review of the HS, the 2022 version nomenclature and its amendments have been worked on by the ECOWAS Commission and member states. Ghana Customs is yet to implement the 2022 version as the amendments are yet to receive Cabinet 's endorsement and parliamentary approval.

Status of Implementation of AfCFTA

RATIFICATION

61. Mr. Speaker, fifty-four (54) out of fifty-five (55) countries (except for Eritrea) have signed the AfCFTA Agreement. However, only forty-four (44) Member States, including Ghana, have deposited their Instrument of Ratification with the African Union Commission.

NEGOTIATIONS

Trade in Goods

62. Mr. Speaker, thirty-nine (39) State Parties and non-State Parties have submitted their Schedules of Tariff Concessions under the Protocol on Trade in Goods. Furthermore, fifteen (15) out of forty-eight (48) State Parties and non-State Parties have also submitted their initial Schedules of Specific Commitments under the Protocol on Trade in Services to the AfCFTA Secretariat. With regard to the rules of origin, 87.8 percent of Rules of Origin (RoO) negotiations have been completed. The main outstanding products relate to the following: textiles 10.5 percent; automotive 1.4 percent; and sugar 0.2 percent.

Trade in Services

63. Mr. Speaker, a Combined Schedule of the Central African Economic and Monetary Community (CEMAC) — Cameroon, Central African Republic, Chad, Congo, Equatorial Guinea and Gabon — has been prepared for subsequent approval by the Council of Ministers for adoption by the Assembly of Heads of State and Government of the African Union (AU). The deadline for State Parties that have not yet submitted their initial offers of Draft Schedules of Specific Commitments to do so to conclude Phase one (1) negotiations in the five (5) priority sectors (financial, business, transport, communications and tourism) is 30th November, 2022.

Competition Policy

64. Mr. Speaker, a draft Protocol on Competition has been prepared, and 30th November, 2022 is set as deadline for State Parties to conduct and conclude national consultations. In addition, guiding principles and negotiating modalities for the Protocol on Competition Policy has been prepared for adoption.

Intellectual Property Rights

65. Mr. Speaker, revised Draft Protocol on Intellectual Property Rights has been prepared, and 30th November, 2022 has been set as the deadline for State Parties to conduct and conclude national consultations.

Guide Trade Initiative (GTI)

66. On 7th October, 2022 the AfCFTA Guided Trade Initiative (GTI) was launched in Accra to kick start commercially meaningful trade under the AfCFTA. The products identified for the Initiative include batteries, tea, coffee, ceramic tiles, processed meat products, corn starch, sugar, and pasta, amongst others, in line with the AfCFTA focus on value chain development. It is expected that at least ninety-six

(96) products will be traded under the GTI, and the Initiative will be reviewed annually to expand the list of countries.

AfCFTA Conference on Women and Youth in Trade

67. Mr. Speaker, an Inaugural Conference on Women and Youth in Trade was organised from 12th to 14th September, 2022 in Da-es-Salaam, Tanzania under the patronage of H.E. Samia Suluhu Hassan, President of the United Republic of Tanzania and Champion of Women and Youth in Trade under the AfCFTA. The purpose of the Conference was to promote the participation of women and youth in trade as drivers of intra-Africa trade and the need to prioritise and foster opportunities under the Agreement.

SECTION THREE: MACROECONOMIC PERFORMANCE FOR JANUARY-SEPTEMBER 2022

Overview of Macroeconomic Performance

68. Mr. Speaker, I now present to this august House the provisional macroeconomic performance for the first three quarters of 2022 based on available data for the period.
69. Mr. Speaker, to better assess the macroeconomic developments for the first three quarters of the year, permit me to restate the macroeconomic targets set for 2022 as presented in the 2022 Mid-Year Fiscal Policy Review:
 - i. Overall Real GDP growth of 3.7 percent;
 - ii. Non-Oil Real GDP Growth rate of 4.3 percent;
 - iii. End-period inflation of 28.5 percent;
 - iv. Overall fiscal deficit of 6.6 percent of GDP;
 - v. Primary surplus of 0.4 percent of GDP; and
 - vi. Gross International Reserves sufficient to cover at least three and half months of imports of goods and services.
70. Mr. Speaker, data on the performance of the economy at the end of the third quarter highlights the continued adverse impact of the challenging global and domestic environment on the economy. These developments have manifested through rapid exchange rate depreciation, high inflation, unsustainable debt burden, fiscal stress and external sector shocks despite the monetary and fiscal policy interventions that were deployed in the first three quarters of the year.
71. Mr. Speaker, the economic performance for the first three quarters of the year is summarised as follows:
 - i economic growth was robust in the first half of 2022 amidst the global and domestic challenges facing the economy. Real GDP growth averaged 4.0 percent year-on-year (y/y) for the first half of 2022 compared with 3.9 percent during the same period in 2021. The relatively strong growth of 4.8 percent in Q2 up from a growth of 3.4 percent in Q1 was largely driven by the Services and Industry sectors, the latter bolstered by the Manufacturing sub-sector;
 - ii Price pressures have remained elevated since the beginning of the year. The latest data indicates that headline inflation accelerated to 40.4 percent in October 2022, from 37. 2 percent in September and 33.9 percent in August. The rise in the October inflation was broad-based, driven by both food and non-food prices. The upturn in food and non-food inflation was influenced by prices of both local and imported components in the consumer price basket;
 - iii The Monetary Policy Rate has increased by 1,000 basis points (from 14.5% to 24.5%) since the beginning year as the Central Bank deployed this monetary policy tool to anchor inflation expectations;

- iv Developments on the money market broadly showed rising interest rates across the yield curve. For example, the discount rate on the 91-day instrument has increased to 32.5 percent as at today from 12.5 percent in December 2021;
- v Overall budget deficit (cash) of 7.4 percent of GDP against the target of 6.2 percent of GDP and a corresponding primary deficit of 2.0 percent of GDP against a target of a deficit of 1 percent of GDP. A key driver of the cash fiscal deficit is the payment of sizeable 2021 outstanding payments (payables) in addition to current year expenses;
- vi The Public Debt-to-GDP ratio stood at 75.9 percent at the end of September 2022, up from 74.4 percent at the end of September 2021. The elevated public debt burden largely reflects the impact of the currency depreciation;
- vii Gross International Reserves (GIR) stood at US\$6,591.8 million, equivalent to 2.9 months of imports cover, at the end of September 2022 from a stock position of US\$9,695.2 million (equivalent to 4.3 months imports cover) at the end of December 2021; and
- viii The exchange rates across the major international currencies depreciated rapidly by the end of the third quarter of 2022. As at 23rd November, 2022, the Ghana cedi depreciated cumulatively by 54.2 percent against the US Dollar compared to a depreciation of 4.1 percent at the end of December 2021. Similarly, the Ghana cedi depreciated cumulatively by a 48.5 percent against the British Pound compared to 3.1 percent at the end of December 2021.

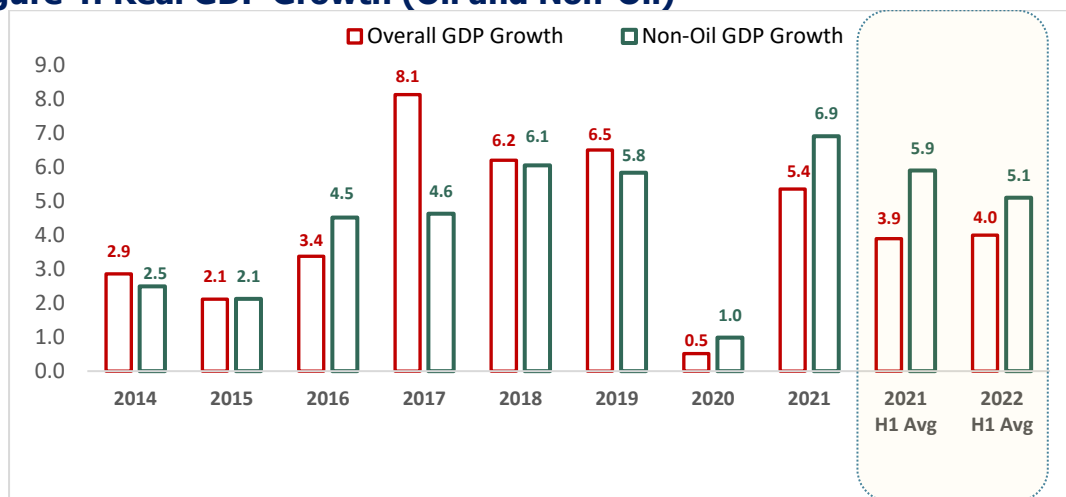
Real Sector Developments

First Half Overall Performance for 2022

- 72. Mr. Speaker, provisional GDP data from Ghana Statistical Service (GSS) published in September 2022 indicate that overall Real GDP for the first half of 2022 recorded an average y/y growth 4.0 percent (3.4 percent in Q1 2022 and 4.8 percent in Q2 2022), compared with the average growth of 3.9 percent (3.6 percent in Q1 2021 and 4.2 percent in Q2 2021) in the corresponding period of 2021.
- 73. Non-Oil GDP expanded by 4.1 percent and 6.2 percent in the first and second quarters in 2022, respectively, compared with 5.3 and 6.6 percent over the same periods in 2021. This corresponds to an average Non-oil GDP growth of 5.1 percent for the first half of 2022 compared with 5.9 percent in the first half of 2021.
- 74. The increase in overall growth performance for the period was mainly driven by strong recovery in the industry sector as well as strong growth in the Agriculture and Services sectors. The Industry sector recovered from a contraction of 3.1

percent in H1 2021 to an expansion of 1.8 percent in H2 2022. The Agriculture and Services sectors grew by 4.9 percent and 5.4 percent in H1 2022 respectively compared to 8.9 percent and 8.0 percent in H1 2021, respectively.

Figure 4: Real GDP Growth (Oil and Non-Oil)



Source: GSS, 2022

First Half Sector Performances for 2022

Agriculture

75. Mr. Speaker, the Agriculture Sector recorded an average growth of 4.9 percent in the first half of 2022 compared with 8.9 percent for the same period in 2021. The sector grew by 5.1 percent and 4.6 percent in the first and second quarters, respectively in 2022, compared with 6.6 percent and 11.9 percent in the corresponding quarters of 2021.
76. The sub-sector with the highest growth for the period was Fishing, with an average growth of 15.9 percent in the first half of 2022, representing a significant improvement from the average contraction of 0.1 percent recorded in the corresponding period in 2021. This was followed by the Livestock subsector which expanded by at average growth rate of 5.7 percent over the same period.
77. The Crops subsector (including Cocoa) grew by an average of 4.5 percent in in the first half of 2022, a significant decline from the average growth of 10.2 recorded in the corresponding period of 2021, respectively. The performance of the subsector was weighed down substantially by the slowdown in the Cocoa segment which recorded an average growth of only 1.6 percent over the first half of 2022, compared to 10.4 percent in the corresponding period in 2021.
78. The only subsector to contract over the period was Forestry and Logging, which contracted by an average of 0.4 percent in the first half 2022 compared with an average growth of 6.2 percent in the corresponding period in 2021.

Table 7: GDP Growth in the Agriculture Sector and Subsectors

No.	Sector/ Subsectors	2014	2015	2016	2017	2018	2019	2020	2021	2021 H1 Avg	2022 H1 Avg
1	AGRICULTURE	0.9	2.1	2.7	6.2	4.9	4.7	7.3	8.4	8.9	4.9
1.1	Crops	2.8	1.7	2.2	7.2	5.8	5.3	8.6	8.9	10.2	4.5
	o/w Cocoa	4.3	-8	-7	9.2	3.7	5.4	1.4	10.4	10.4	1.6
1.2	Livestock	5.1	5.2	5.4	5.7	5.4	5.4	5.4	5.5	5.6	5.7
1.3	Forestry and Logging	-1.5	-3.9	2.9	3.4	2.4	-1.7	-9.4	4.7	6.2	-0.4
1.4	Fishing	-23.3	8.5	3.1	-1.4	-6.8	1.7	14.1	13.4	-0.1	15.9

Source: GSS, 2022

Industry

79. Mr. Speaker, the Industry sector recovered strongly in the first half of 2022 with an average growth of 1.8 percent, up from a contraction of 3.1 percent in the same period in 2021. The sector expanded by 4.4 percent in the second quarter of 2022 after contracting by 0.5 percent in the first quarter of 2022.
80. The Industry subsector with the highest average growth was Manufacturing (4.8%), followed by Electricity (2.5%), Mining and Quarrying (0.6%), and Water Supply, Sewerage, Waste Management & Remediation Activities (0.3%) as shown in Table 5.
81. Mr. Speaker, the Mining and Quarrying subsector strongly grew by 4.4 percent in the second quarter of 2022 after contracting by 3.0 percent in the first quarter in 2022. This compared to contractions of 13.2 percent and 22.4 percent over the same periods of 2021, respectively. This recovery reflects increase in the production of oil and minerals, mainly gold, over the period. Although, the Oil and Gas subsector contracted by an average of 11.3 percent for the first half of 2022, the level of decline was less compared with the contraction of 18.5 percent recorded in the corresponding period in 2021, indicating an increased production from the three main oil fields for the period

Table 8: GDP Growth in the Industry Sector and Subsectors

No.	Sector/ Subsectors	2014	2015	2016	2017	2018	2019	2020	2021	2021 H1 Avg	2022 H1 Avg
2	INDUSTRY	1.1	1.2	4.3	15.6	10.5	6.4	-2.5	-0.8	-3.1	1.8
2.1	Mining and Quarrying	5.4	-8.3	-0.2	30.8	23.3	12.6	-9.2	-12.1	- 17.9	0.6
	o/w Oil***	9.3	2	- 15.6	80.3	7.9	14.4	-4.6	-12.5	- 18.5	- 11.3
2.2	Manufacturing	-2.6	3.7	7.9	9.5	4.1	6.3	1.9	7.8	7.0	4.8
2.3	Electricity	1.3	17.7	-5.8	19.4	5.5	6	9.9	7.4	4.6	2.5
2.4	Water and Sewerage	5.9	13.9	- 11.8	6.1	-3.6	-4.4	2.2	13.3	13.2	0.3
2.5	Construction	-0.4	9.5	8.4	5.1	1.1	-4.4	3.1	5.7	9.4	-1.1

Source: GSS, 2022

Services

82. Mr. Speaker, the Services sector, in the first half of 2022, recorded an average growth rate of 5.4 percent, compared with 8.0 percent in the same period in the previous year. The sector expanded by of 5.6 percent and 5.2 percent in the first and second quarters of 2022, respectively, compared to 5.5 percent and 10.9 percent for the same period in 2021.
83. Mr. Speaker, the subsector with the highest growth in the Services sector was Information and Communication (average of 20.3%), followed by Health and Social Work (average of 9.3%), and Education (average of 9.0%). Professional, Administrative and Support Service activities, and Real Estate contracted over the period, recording growth averages of -11.5 percent and -5.0 percent respectively.
84. The Real Estate subsector contraction possibly reflects the adverse impact of the spike in the cost of raw materials in the subsector over the period. This compares to the average growth rate of 13.3 percent recorded during the same period in 2021, as shown in Table 9.

Table 9: GDP Growth in the Services Sector and Subsectors

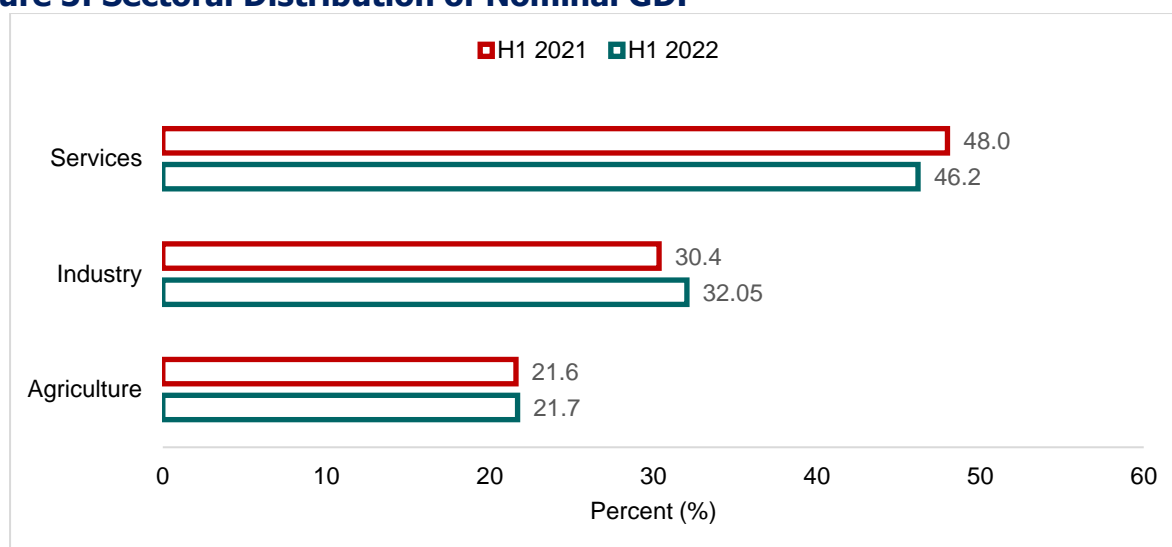
No.	Sector/ Subsectors	2014	2015	2016	2017	2018	2019	2020	2021	2021 H1 Avg	2022 H1 Avg
3.0	SERVICES	5.2	2.9	2.8	3.4	2.8	7.6	0.7	9.4	8.0	5.4
3.01	Trade; Repair of Vehicles, Household Goods	2.0	0.5	-0.4	8.2	2.8	3.7	-2.9	5.9	5.8	2.1
3.02	Hotels and Restaurants	1.5	4.1	2.3	7.6	3.2	6.0	-37.0	4.3	-1.0	4.7
3.03	Transport and Storage	5.8	2.6	1.1	8.9	1.1	4.3	4.1	6.9	5.8	4.1
3.04	Information and communication	29.7	11.9	5.6	4.2	13.1	46.5	21.5	33.1	26.6	20.3
3.05	Financial and Insurance Activities	21.4	12.9	8.0	-17.7	-8.2	1.6	9.3	2.4	1.9	4.3
3.06	Real Estate	-0.3	3.1	3.2	3.8	-6.5	19.9	11.7	11.9	13.3	-5.0
3.07	Professional, Administrative & Support Service activities	6.8	1.4	-4.2	2.9	0.3	5.1	-6.2	8.7	5.4	-11.5
3.08	Public Administration & Defence; Social Security	-3.5	-2.6	8.9	4.2	4.3	3.7	10.0	25.5	26.1	2.4
3.09	Education	-0.3	-0.5	2.3	6.3	3.9	9.4	7.8	-3.7	-6.6	9.0
3.1	Health and Social Work	2.7	-4.4	4.0	14.1	22.6	10.4	5.9	7.5	13.6	9.3
3.11	Other Service Activities	1.4	2.7	-0.1	5.3	3.1	2.6	-17.2	10.1	9.5	2.0

Source: GSS, 2022

Structure of the Economy in the First Half of 2022

85. The structure of the economy remained unchanged from previous years. The Services sector continued to have the largest share in terms of sectoral distribution of nominal output. The sector accounted for an average share of 46.2 percent in the first half of 2022, compared with an average of 48.0 percent over the same period in preceding year.
86. The average share of the Agriculture sector increased marginally from 21.6 percent in the first two quarters of 2021 to 21.7 percent for the same period in 2022, while the Industry sector share also increased from 30.4 percent in the first half of 2021 to 32.1 percent in the corresponding period in in 2022 as shown in Figure 5.

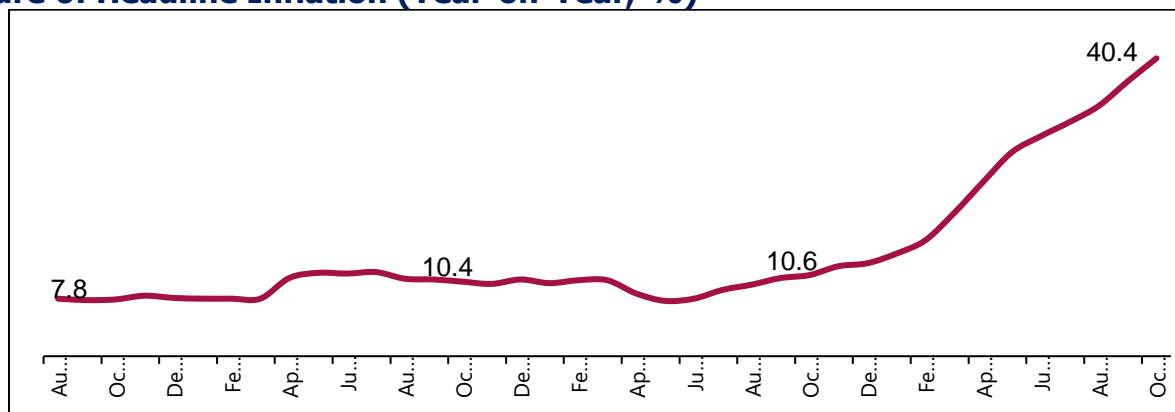
Figure 5: Sectoral Distribution of Nominal GDP



Source: GSS, 2022

Price Developments

87. Mr. Speaker, price developments since the start of 2022 have reflected the pass-through effects of the sharp rise in international crude oil prices, exchange rate pressures, and food supply constraints. Headline inflation increased from 12.6 percent in December 2021 to 40.4 percent in October 2022, driven by both food and non-food prices. The persistent upward trends in headline inflation in the year thus far has been driven by persistent adjustment in ex-pump petroleum prices on the back of high global crude oil prices and the local currency depreciation. These then trickled down to increases in transport costs, which exerted significant pressures on food and non-food items in the consumer basket. Underlying inflation pressures have also heightened, evidenced by the sharp increase in the Bank of Ghana's core inflation measure (which excludes energy and utility prices), from 11.9 percent in December 2021 to 39.7 percent in October 2022.

Figure 6: Headline Inflation (Year-on-Year, %)

Source: GSS, 2022

Monetary Aggregates and Credit Developments

88. Mr. Speaker, developments in monetary aggregates in October 2022 showed a faster pace of growth in broad money supply (M2+). Growth in M2+ increased to 45.21 percent in October, 2022 from 14.51 percent in October 2021. Broad money supply stood at GH¢187,659.20 million at the end of October 2022, compared with GH¢129,231.01 million in the same period of 2021. The observed expansion in M2+ is attributed to the significant increase in Net Domestic Assets (NDA) of the depository corporation sector, largely driven by increased claims on Government, and a strong rebound in credit to private and public sectors. Net Foreign Asset (NFA), however, contracted over the same comparative period, reflecting increased foreign exchange demand pressures amid constrained foreign inflows.
89. Mr. Speaker, Total outstanding credit to both private and public sectors reflected significant growth, partly due to banks' portfolio rebalancing and revaluation of foreign currency denominated credit. Annual growth in total outstanding credit was 57.48 percent in October 2022 compared with 8.90 percent in October 2021. As at the end of October 2022, total outstanding credit stood at GH¢81,226.03 million compared with GH¢51,580.16 million in the corresponding period of 2021. Of the total outstanding credit, growth in the private sector credit increased considerably to 57.28 percent in October 2022 relative to 10.13 percent in October 2021. In real terms, total outstanding credit grew significantly by 12.02 percent, compared with a contraction of 0.78 percent, same time last year.

Interest Rate Developments

90. Mr. Speaker, the Monetary Policy Committee (MPC) of Bank of Ghana systematically increased the Monetary Policy Rate (MPR) from 14.5 percent in December 2021 to 24.5 percent in October 2022. These measures were instituted to tighten liquidity conditions in the banking system to rein in aggregate demand pressures and, in turn, inflation.
91. Interest rates broadly trended upward across the spectrum of the yield curve, reinforced by the tight monetary policy stance and the relatively tight liquidity conditions in the money market. The 91-day and 182-day Treasury bill rates

increased to 31.53 percent and 32.61 percent respectively, in October 2022, from 12.46 percent and 13.16 percent respectively, in the same period of 2021. Similarly, the rate on the 364-day instrument increased to 32.32 percent in October 2022 from 16.24 percent in October 2021. Rates on the 2-year, 3-year, 5-year and 6-year bonds increased to 21.50 percent, 29.85 percent, 22.30 percent, and 21.75 percent, respectively, from 17.50 percent, 19.00 percent, 18.30 percent and 18.80 percent, respectively. Rates on the long-dated bonds, however, remained broadly unchanged during the review period.

92. The interbank weighted average rate increased to 23.98 percent in October 2022 from 12.66 percent in October 2021, consistent with the increases in the policy rate and the systematic increases in the Cash Reserve Ratio. In tandem, the average lending rates of banks increased to 31.40 percent in October 2022 from 20.34 percent in the same period of 2021. The Ghana Reference Rate, which serves as the base rate of the commercial banks, also rose steadily to 27.44 percent in October 2022 from 13.47 percent a year earlier.

Additional Monetary Policy Measures

93. In addition, the Bank of Ghana restored the 3 percent capital adequacy buffers taken off during the Covid-19 pandemic, and also increased the Cash Reserve Requirement from the uniform pre-pandemic level of 10 percent to 14 percent and 13 percent for domestic deposits and foreign currency deposit liabilities of banks, respectively, as at end-October 2022.

GSE Composite Index Performance

94. The Ghana Stock Exchange's (GSE's) key market performance indicator, the GSE Composite Index (GSE-CI), recorded a year-on-year loss of 14.10 percent (404.00 points) in October 2022, compared with a gain of 55.90 percent (1027.04 points) in the corresponding period of 2021. The GSE-CI performance declined partly on account of increased investor preference for alternative investments, as well as portfolio reversals induced by inflation and exchange rate pressures.

Ghana Fixed Income Market Performance For 2022

95. Mr. Speaker, the Ghana Fixed Income Market (GFIM) continued to grow steadily in 2022. The market traded a volume of 174 billion securities valued at GH¢168.98 billion by the end of September 2022, representing an increase of 12.27 percent and 4.93 percent, respectively, over the same period in 2021. Corporate transactions accounted for 21.2 billion of the 174 billion volumes traded and represented a 23 percent increase over the same period in 2021. Market liquidity increased by 144 percent at end-September 2022 compared to 96 percent at end-September 2021.
96. Mr. Speaker, most central banks across the globe had adopted aggressive policy rate hikes to curb rising and high inflation. This has led to a surge in yields across the spectrum of the yield curve. On the domestic front, the short-dated securities (91-day, 182-day, and 364-day T/bills) all yielded above 30 percent (30.45%,

31.57%, and 31.55%) as at September 2022, compared to yields offered during the same period in 2021 (12.49%, 13.22%, and 17.50%).

97. The performance of the market since inception in August 2015 to September 2022 is demonstrated in the chart below.

Banking Sector Developments

98. Mr. Speaker, banks exhibited resilient performance despite the elevated macroeconomic risks, evidenced by 43.7 percent annual growth in total assets to GH¢249.86 billion as at end-October 2022, compared with 16.1 percent growth in October 2021. The higher growth in the industry's assets was mainly driven by increases in deposits during the review period. Deposits recorded 46.5 percent growth to GH¢172.09 billion as at end-October 2022, compared with the 17.2 percent growth recorded a year earlier. Growth trends on the balance sheet were however reinforced by the depreciation of the cedi during the review period.
99. Credit growth picked up with a 57.4 percent year-on-year increase in gross loans and advances to GH¢81.23 billion as at end-October 2022, compared to 8.9 percent growth a year earlier. Investments growth, was, however, weaker in the year, as banks redirected portions of additional liquidity flows into credit and other assets.
100. Mr. Speaker, key Financial Soundness Indicators (FSIs) point to a solvent, liquid, and profitable banking sector. The Capital Adequacy Ratio (CAR) was at 14.2 percent in October 2022, down from 19.8 percent in October 2021, due in part to the strong rebound in credit growth. The industry's CAR was however above the regulatory minimum of 13.0 percent. Asset quality improved year-on-year, with a decline in the non-performing loan ratio to 14.0 percent in October 2022 from 16.4 percent in October 2021, on account of higher growth in the stock of loans during the review period. When adjusted for the fully provisioned loan loss category, the industry's adjusted NPL ratio declined sharply to 3.9 percent from 6.2 percent. The industry recorded a profit-after-tax growth of 17.2 percent to GH¢4.4 billion at end-October 2022, compared to a growth of 10.0 percent at end-October 2021.

External Sector Developments

101. Mr. Speaker, global developments, characterized by high energy and food prices, and tightening financing conditions shaped the performance of the external sector in the first nine months of 2022. The trade balance improved to a surplus of US\$1,751.17 million in the year-to-September 2022, compared with a surplus of US\$980.07 million for the same period in 2021. The improved outturn was attributed to higher growth of exports relative to imports.
102. Total exports rose by 18.30 percent to US\$13,060.18 million, driven mainly by gold, crude oil, and non-traditional exports. Earnings from gold exports amounted to US\$4,801.77 million, representing an annual growth of 25.2 percent due mainly to increased production volumes. Crude oil exports increased by 49.5 percent to US\$4,170.35, benefiting from higher prices. Other exports receipts,

including those from non-traditional exports, were up by 13.2 percent to US\$2,394.63 million.

103. Merchandise imports increased by 12.4 percent to US\$11,309.33 million in the year-to-September 2022, mainly on the back of higher oil-related imports as non-oil imports declined marginally. Oil imports (crude, gas, refined products, and other oil products) rose sharply to US\$3,525.26million during the review period, compared with US\$1,860.89 million a year earlier, an increase of 89.4 percent. Non-oil imports, however, declined by 5.1 percent to US\$7,783.77 million.
104. Mr. Speaker, in the first nine months of 2022, the current account deficit was estimated at US\$1,831.60 million compared with a deficit of US\$1,860.31 million for the same period in 2021. The stable current account deficit resulted from improved trade surplus which was offset by higher payments in the services and income accounts. Private individual transfers also declined from a net inflow of US\$2,562.7 million in the first nine months of 2021 to US\$2,483.1 million in the same period in 2022. The capital and financial account recorded net outflow of US\$1,485.65 million due to the significant portfolio reversals and lower foreign direct investments over the review period, compared with net inflow of US\$3,491.42 million for the same period in 2021.
105. These developments resulted in an overall balance of payments deficit of US\$3,409.74 million in the first nine months of 2022, compared with a surplus of US\$1,684.70 million in the corresponding period of 2021.
106. Mr. Speaker, the country's Gross International Reserves (GIR) stood at US\$6,591.8 million, equivalent to 2.9 months of imports cover, at the end of September 2022 from a stock position of US\$9,695.2 million (equivalent to 4.3 months imports cover) at the end of December 2021.

Exchange Rate

107. Mr. Speaker, the foreign exchange market witnessed intense pressures from both domestic and external factors and the local currency weakened significantly over the review period. Factors such as tightening global financing conditions, the sovereign downgrades and lack of market access, and increased demand pressures for foreign exchange amid supply constraints, contributed to the weakening of the Ghana cedi. Cumulatively, the Ghana Cedi depreciated by 53.8 percent, 45.7 percent, and 46.9 percent against the US Dollar, the Pound Sterling, and the Euro, respectively in October. During the same period in 2021, the Ghana cedi depreciated by 2.4 percent and 2.6 percent against the US Dollar and Pound Sterling, respectively, and appreciated by 3.5 percent against the Euro.

Fiscal Developments

Summary of Fiscal Performance Q1-Q3 2022

108. Mr. Speaker, in 2022, we set out to strengthen the credibility of our public finances and promote fiscal and debt sustainability. Fiscal consolidation programme was prioritised in 2022 and the medium-term as part of measures to restore investor confidence and promote debt sustainability. This objective was to be accomplished through continued structural fiscal reforms, legislation of new revenue policy initiatives, particularly on the back of Government's digitalisation agenda, and expenditure rationalisation and reforms, among others.
109. Mr. Speaker, as you may recall, the 2022 Mid-Year Fiscal Policy Review revised the 2022 fiscal framework against the backdrop of unfavourable global and domestic developments. The fiscal deficit target was revised to 6.6 percent of GDP down from the 7.4 percent set in the 2022 Budget. Similarly, the primary balance target was revised upwards to a surplus of 0.4 percent of GDP from a surplus of 0.1 percent. This was on the back of revisions in GDP projections, adjustment in the expected yield from the 2022 revenue measures, adjustments to reflect the 30 percent discretionary expenditure cuts, adjustment in interest payments, and adjustments in the allocation for compensation of employees to incorporate a 15 percent Cost of Living Allowance (COLA), adjustment in exchange rate on account of higher depreciation, and adjustment to the Benchmark Crude oil price.
110. Mr. Speaker, provisional data on Government's fiscal operations for January – September 2022 show shortfalls in revenue performance relative to expenditures which are largely on track. This resulted in an overall budget cash deficit of GH¢44,022 million (7.4% of GDP), against a programmed deficit target of GH¢36,684 million (6.2% of GDP). The corresponding primary balance for the period was a deficit of GH¢11,921 million (2.0% of GDP), against a deficit target of GH¢5,794 million (1.0% of GDP). Summary of fiscal operations for the period Jan – Sept 2022 is shown in Table 10.

Table 10: Summary of Provisional 2022 Q1-Q3 Fiscal Performance

S/N	Indicators (GH¢ million)	Q1 - Q3 2021		2022 Bud.	2022 Rev. Bud.	Q1 - Q3 2022				
		Prov. Outturn	y/y (%)			Prog	Prov. Outturn	Dev (GH¢)	Dev (%)	y/y (%)
1	Total Revenue & Grants	49,108	31.1	100,517	96,842	67,307	65,399	-1,909	-2.8	33.2
	% of GDP	10.7		20.0	16.4	11.4	11.0			
2	Total Exp. (incl. Arrears & discrepancy)	81,785	16.3	137,529	135,742	103,992	109,421	5,429	5.2	33.8
	% of GDP	17.8		27.4	22.9	17.6	18.5			
3	Overall Fiscal Balance	-32,677		-37,012	-38,900	-36,684	-44,022	-7,337	20.0	34.7
	% of GDP	-7.1		-7.4	-6.6	-6.2	-7.4			
4	Primary Balance	-7,312		435	2,461	-5,794	-11,921	-6,127	105.7	63.0
	% of GDP	-1.6		0.1	0.4	-1.0	-2.0			
5	Nominal GDP	459,131		502,430	591,883	591,883	591,883			

Source: MoF

Revenue Performance

111. Mr. Speaker, the Total Revenue and Grants amounted to GH¢65,399 million (11.0 percent of GDP), compared with the target of GH¢67,307 (11.4 percent of GDP) and the GH¢49,108 million (10.7 percent of GDP) recorded in the corresponding period in 2021. The outturn for Total Revenue and Grants represents a shortfall of 2.8 percent compared to the period's target and year on-year growth of 33.2 percent. The shortfall in revenue stemmed from the less robust performance recorded in all the revenue handles for the period.
112. Mr. Speaker, Domestic Revenue for the period amounted to GH¢64,601million (10.9 percent of GDP), falling below the target of GH¢66,503 million (11.2 percent of GDP) by 2.9 percent. The outturn, however, represents a year-on year growth of 34.0 percent and constituted 98.8 percent of Total Revenue and Grants.
113. Mr. Speaker, Non-Oil Tax Revenue, comprising taxes on Non-oil Income and Property, Domestic Goods and Services, and International Trade, amounted to GH¢44,439 million (7.5% of GDP), 3.4 percent below the programmed level of GH¢46,007 million (7.8% of GDP), and constituted 68.0 percent of domestic revenue for the period.
114. Mr. Speaker, the shortfalls in non-oil Tax Revenue for the period are partly explained by the weak performance in domestic taxes due to the delay in the passage and implementation of the 2022 revenue measures. The shortfalls mainly showed up in Personal, Self Employed, Non-oil Corporate income tax as well as in Excise taxes.
115. Mr. Speaker, Non-Tax Revenue (Non-Oil) —which comprises MDAs' IGF Retention, IGF Lodgement, Fees & User Charges, and Dividends from SOEs—amounted to GH¢6,410 million (1.1 percent of GDP), falling below the Budget projection of GH¢7,112 million (1.2 percent of GDP) by 9.9 percent on account of both lower Lodgement and Retention.
116. Mr. Speaker, revenue from upstream oil and gas activities amounted to GH¢9,255 million (1.6 percent of GDP), 2.2 percent below the target of GH¢9,465 million (1.6 percent of GDP).
117. Mr. Speaker, other revenues, comprising of SSNIT Contribution to NHIL and proceeds from the Energy Sector Levies (ESL), amounted to GH¢4,497 million (0.8 percent of GDP), 14.8 percent below the target of GH¢3,919 million (0.7 percent of GDP).
118. Mr. Speaker, Grants disbursements by Development Partners amounted to GH¢797 million (0.1 percent of GDP), 0.8 percent below the programmed target of GH¢804 million. The inflows were exclusively from Project Grants, as no Programme Grants are expected for 2022 fiscal year.

Table 11: Summary of 2022 Q1-Q3 Revenue Performance

S/N	Indicators (GH¢ million)	Q1 - Q3 2021		2022 Bud.	2022 Rev. Bud.	Q1 - Q3 2022				
		Prov. Outturn	y/y (%)			Prog	Prov. Outturn	Dev (GH¢)	Dev (%)	y/y (%)
1	Total Revenue & Grants	49,108	31.1	100,517	96,842	67,307	65,399	-1,909	-2.8	33.2
	% of GDP	10.7		20.0	16.4	11.4	11.0			
2	Domestic Revenue	48,192	31.7	99,547	95,654	66,503	64,601	-1,902	-2.9	34.0
	% of GDP	10.5		19.8	16.2	11.2	10.9			
3	Non-Oil Tax Revenue	36,098	26.2	77,136	68,797	46,007	44,439	-1,568	-3.4	23.1
	% of GDP	7.9		15.4	11.6	7.8	7.5			
4	Non-Oil Non-Tax Revenue	4,593	28.8	10,254	9,502	7,112	6,410	-702	-9.9	39.6
	% of GDP	1.0		2.0	1.6	1.2	1.1			
5	Oil and Gas Receipt	4,079	68.7	6,628	12,088	9,465	9,255	-211	-2.2	126.9
	% of GDP	0.9		1.3	2.0	1.6	1.6			
6	Other Revenue	3,423	70.3	5,528	5,267	3,919	4,497	579	14.8	31.4
	% of GDP	0.7		1.1	0.9	0.7	0.8			
7	Grants	916	6.9	970	1,188	804	797	-7	-0.8	-12.9
	% of GDP	0.2		0.2	0.2	0.1	0.1			

Source: MoF

Expenditure Performance

119. Mr. Speaker, Total Expenditure (including arrears clearance and discrepancy) for the period amounted to GH¢109,421 million (18.5 percent of GDP), marginally above the target of GH¢103,992 million (17.6 percent of GDP) by 5.2 percent. Except for expenses on Interest Payments and accrued transfers to Other Government Units, all key expenditure items were contained within their respective targets for the period, as shown in Table 11.
120. Mr. Speaker, Compensation of Employees amounted to GH¢27,146 million (4.6 percent of GDP), 2.9 percent below the budgetary provision of GH¢27,947 million (4.7 percent of GDP). The Wage bill constituted 91.3 percent of the total Compensation and amounted to GH¢24,734 million.
121. Mr. Speaker, expenditure on the Use of Goods and Services for the period was GH¢4,234 million (0.7 percent of GDP), well within the the target of GH¢5,117 million (0.9 percent of GDP).

122. Mr. Speaker, Interest Payments for the period amounted to GH¢32,101 million (5.4 percent of GDP), against the target of GH¢30,890 million (5.2 percent of GDP) reflecting the higher cost of borrowing and the adverse impact of the currency depreciation on external interest. Domestic Interest Payments constituted 78 percent of Overall Interest Payment for the period.
123. Mr. Speaker, Capital Expenditure for the period amounted to GH¢10,892 million (1.8 percent of GDP), against the target of GH¢12,028 million (2.0 percent of GDP). Only 50.1 percent of the programmed Domestic Capital expenditure budget for the period was executed.
124. Mr. Speaker, an amount of GH¢17,562 million (3.0 percent of GDP) was accrued for transfer to Earmarked Funds, compared to a target of GH¢16,820 million (2.8 percent of GDP).

Table 12: Summary of 2022 Q1-Q3 Expenditure Performance

S/N	Indicators (GH¢ million)	Q1 - Q3 2021		2022 Bud.	2022 Rev. Bud.	Q1 - Q3 2022				
		Prov. Outturn	y/y (%)			Prog	Prov. Outturn	Dev (GH¢)	Dev (%)	y/y (%)
1	Total Exp. (incl. Arrears & Discrepancy)	81,785	16.3	137,529	135,742	103,992	109,421	5,429	5.2	33.8
	% of GDP	17.8		27.4	22.9	17.6	18.5			
2	Compensation of Employees	23,394	14.4	35,841	37,949	27,947	27,146	-801	-2.9	16.0
	% of GDP	5.1		7.1	6.4	4.7	4.6			
3	Use of Goods and Services	3,514	-36.6	9,149	5,867	5,117	4,234	-883	-17.3	20.5
	% of GDP	0.8		1.8	1.0	0.9	0.7			
4	Interest Payment	25,365	34.7	37,447	41,362	30,890	32,101	1,211	3.9	26.6
	% of GDP	5.5		7.5	7.0	5.2	5.4			
5	Grants to Other Gov't Units	10,126	9.4	26,828	23,684	16,820	17,562	742	4.4	73.4
	% of GDP	2.2		5.3	4.0	2.8	3.0			
6	Capital Expenditure	10,439	16.3	16,396	13,700	12,028	10,892	-1,137	-9.4	4.3
	% of GDP	2.3		3.3	2.3	2.0	1.8			
	o/w Domestic Capex	2,922	-20.0	7,795	4,207	3,282	1,643	-1,639	-49.9	-43.8
	% of GDP	0.6		1.6	0.7	0.6	0.3			

S/N	Indicators (GH¢ million)	Q1 - Q3 2021		2022 Bud.	2022 Rev. Bud.	Q1 - Q3 2022				
		Prov. Outturn	y/y (%)			Prog	Prov. Outturn	Dev (GH¢)	Dev (%)	y/y (%)
7	Other Expenditure	4,746	-41.7	9,967	11,281	9,764	7,635	-2,129	-21.8	60.9
	o/w ESLA	2,287.2		4,429.5	4,429.5	3,319.8	3,816.3		-1.3	7.0
8	Arrears	-2,339	62.6	-1,900	-1,900	-1,425	-9,860	-8,435	591.9	321.5
	% of GDP	-0.5		-0.4	-0.3	-0.2	-1.7			
9	Discrepancy	-1,862	180.5	0	0	0	10	10		
	% of GDP	-0.4		0.0	0.0	0.0	0.0			

Source: MoF

Financing Operations

125. Mr, Speaker, the fiscal operations for the period resulted in an overall budget deficit of GH¢44,022 million (7.4% of GDP), against a target of GH¢36,684 million (6.2% of GDP). The corresponding primary balance for the period was a deficit of GH¢11,921 million (2.0% of GDP), against a deficit target of GH¢5,794 (1.0% of GDP).
126. The fiscal deficit for the period was financed mainly from domestic sources amounting to GH¢37,491 million (6.3% of GDP), accounting for 85.2 percent of the total financing. Foreign financing for the period amounted to GH¢6,531 million (1.1% of GDP), and accounted for the remaining 14.8 percent of the financing.

Table 13: Summary of 2022 Q1-Q3 Financing Operations

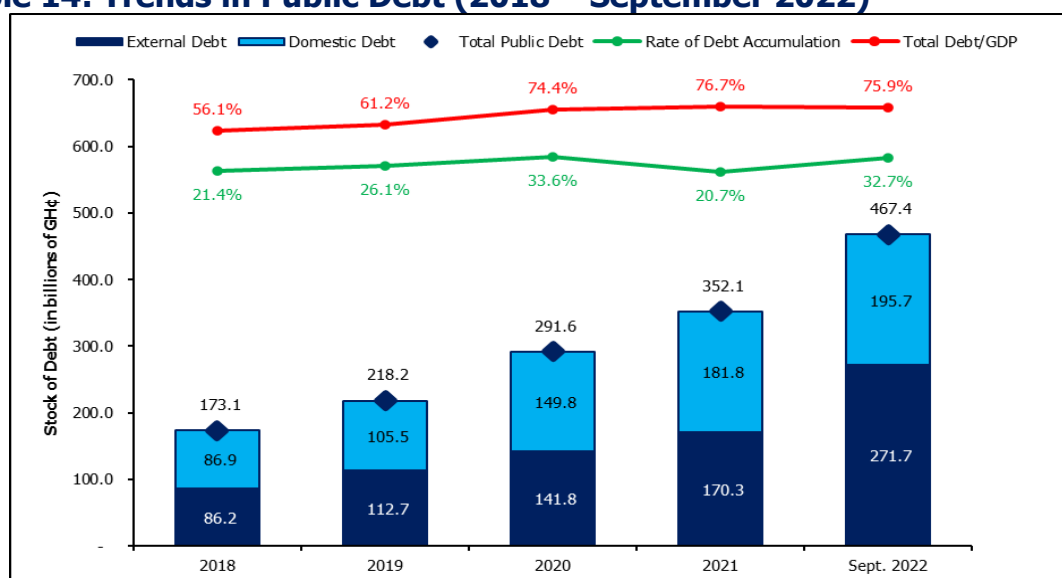
S/N	Indicators (GH¢ million)	Q1 - Q3 2021		2022 Bud.	2022 Rev. Bud.	Q1 - Q3 2022				
		Prov. Outturn	y/y (%)			Prog	Prov. Outturn	Dev (GH¢)	Dev (%)	y/y (%)
1	Total Financing	32,677	-0.6	37,012	38,900	36,684	44,022	7,337	20.0	34.7
	% of GDP	7.1		7.4	6.6	6.2	7.4			
2	Foreign Financing	14,120	677.4	4,551	10,880	12,459	6,531	-5,928	-47.6	-53.7
	% of GDP	3.1		0.9	1.8	2.1	1.1			
3	Exceptional financing			4,540	0	0	0			
	% of GDP	0.0		0.9	0.0	0.0	0.0			
4	Domestic Financing	18,558	-40.2	27,921	28,020	24,225	37,491	13,266	54.8	102.0
	% of GDP	4.0		5.6	4.7	4.1	6.3			
5	Primary Balance	-7,312	-47.9	435	2,461	-5,794	-11,921	-6,127		
	% of GDP	-1.6		0.1	0.4	-1.0	-2.0			
6	Nominal GDP	459,131		502,430	591,883	591,883	591,883			

Source: MoF

Public Debt Developments for 2022

127. Mr. Speaker, provisional debt data as at end-September 2022 show a significant increase in Ghana's public debt stock largely due to exogenous factors which had dire impact on the Ghanaian economy, putting immense pressure on the local currency.
128. Mr. Speaker, total gross public debt amounted to GH¢467,371.32 million (US\$48,871.34 million) at end-September 2022, equivalent to 75.9 percent of GDP. This compares to end-December 2021 total gross public debt of GH¢352,086.98 million (US\$58,689.97 million), representing 76.7 percent of GDP.
129. The domestic debt component was GH¢195,657.61 million, which is 31.77 percent of GDP, while external debt was GH¢271,713.71 million, representing 44.13 percent of GDP. The increase in the nominal value of domestic debt is largely on account of rising interest costs. Domestic debt as a share of total public debt, however declined from 51.6 percent at end-December 2021 to 41.9 percent at end-September 2022.
130. Mr. Speaker, the external debt as a percentage of the total debt stock was 58.1 percent as at end September 2022, up from the 48.4 percent recorded in 2021. The sharp growth in the external debt stock was largely on account of the sharp depreciation of the local currency. The depreciation of the Ghana cedi added GH¢93,855.15 million to the external debt stock compared to transaction effect of GH¢7,548.82 million.
131. Mr. Speaker, overall, the rate of debt accumulation increased from 20.7 percent at end-December 2021 to 32.7 percent at end-September 2022, reflecting the impact of the depreciation of the Ghana cedi on the external debt.

Table 14: Trends in Public Debt (2018 – September 2022)



Source: Ministry of Finance

Developments in Sovereign Credit Ratings for 2022

132. Mr. Speaker, the 2022 global credit situation has been precarious amid slower global growth, rising borrowing costs, surging commodity prices, supply-chain disruptions, and increased financial market volatility. Consequently, many sovereigns have suffered credit rating downgrades, further worsening debt sustainability, especially for frontier markets. Borrowing costs for these sovereigns have also risen sharply. The situation has particularly been dire for the "speculative grade EM issuers" as debt affordability and liquidity conditions tighten, and refinancing risks worsen.
133. Mr. Speaker, in Ghana's case, challenges relating to external financing and domestic liquidity, spillover effects of the Russia-Ukraine war, and domestic macroeconomic instability led to heightened risk. Consequently, since the beginning of 2022, seven (7) rating actions have been conducted on Ghana by the three global rating agencies – Fitch, S&P, and Moody's.
134. On 14th January, 2022, Fitch Ratings, following their rating assessment, downgraded Ghana's Long-Term Foreign-Currency (LTFC) Issuer Default Rating (IDR) from 'B' to 'B-' but maintained the outlook at negative. Moody's, on 4th February, 2022, also downgraded Ghana's Long-Term Issuer and Senior Unsecured bond ratings to 'Caa1' from 'B3' but changed the outlook from negative to stable. S&P, however, affirmed Ghana's long and short-term foreign and local currency ratings at 'B-' with a stable outlook on 4th February, 2022, after assessing the health of the Ghanaian economy.
135. Mr. Speaker, on 5th August, 2022, S&P in their second-half review downgraded Ghana from 'B-' to 'CCC+' with a negative outlook over concerns about intensifying financing and external pressures. Fitch, on 10th August, 2022, also downgraded Ghana's LTFC IDR to 'CCC' from 'B-'.
136. Thereafter, Ghana continued to suffer credit downgrades as Fitch Ratings again, on 23rd September, 2022, downgraded Ghana's IDRs to 'CC' from 'CCC'. According to Fitch, their decision to issue a downgrade was premised on the increased likelihood that Ghana would pursue a debt restructuring due to financing squeeze, high-interest costs on domestic debt, and a prolonged lack of access to Eurobond markets.
137. Mr. Speaker, Moody's, on 30th September, 2022, downgraded Ghana's Long-Term Issuer and Senior Unsecured bond ratings to 'Caa2' from 'Caa1' on the back of liquidity and debt sustainability difficulties and the increased risk of default.

Table 15: Ghana's Current Sovereign Credit Ratings

Rating Agency	Publication	Rating Outcome		Outlook	Prior
H1-2022 Credit Rating Actions					
Fitch Ratings	14 th Jan. 2022	‘B-’	Downgrade	Negative	‘B’
S&P Global Ratings	4 th Feb. 2022	‘B-’	Affirmed	Stable	‘B-’
Moody's Investor Service	4 th Feb. 2022	‘Caa1’	Downgrade	Stable	‘B3’

H2-2022 Credit Rating Actions					
S&P Global Ratings	5 th Aug. 2022	'CCC+'	Downgrade	Negative	'B-'
Fitch Ratings	10 th Aug. 2022	'CCC'	Downgrade	N/A*	'B-'
Fitch Ratings	23 rd Sept. 2022	'CC'	Downgrade	N/A*	'CCC'
Moody's Investor Service	30 th September 2022	'Caa2'	Downgrade	Stable	'Caa1'

* For Fitch, no outlook is assigned to ratings at 'CCC' and below

Source: MoFs

138. Mr. Speaker, these downgrades have impacted severely on Government fiscal operations and led to a tightening of the financing conditions in the country. The rating downgrades have also resulted in:
- downward pressure on international bond prices in the market and very high yields (de facto depriving Ghana of market access). For example, Ghana's bond yields rose from about 10 percent to over 30 percent, while bond prices declined to the range between 40 percent to 30 percent;
 - deteriorated perception by local investors of Ghana's sovereign creditworthiness and the overall economic environment; and
 - rising concerns by commentators on the risks of a Ghana's sovereign debt default (for both external and domestic debt).
139. Mr. Speaker, notwithstanding these setbacks, Government remains resolute in its commitment to implement pragmatic and targeted fiscal consolidation measures and reforms to improve the rather gloomy credit ratings situation.

Financing Conditions and Domestic Market Performance

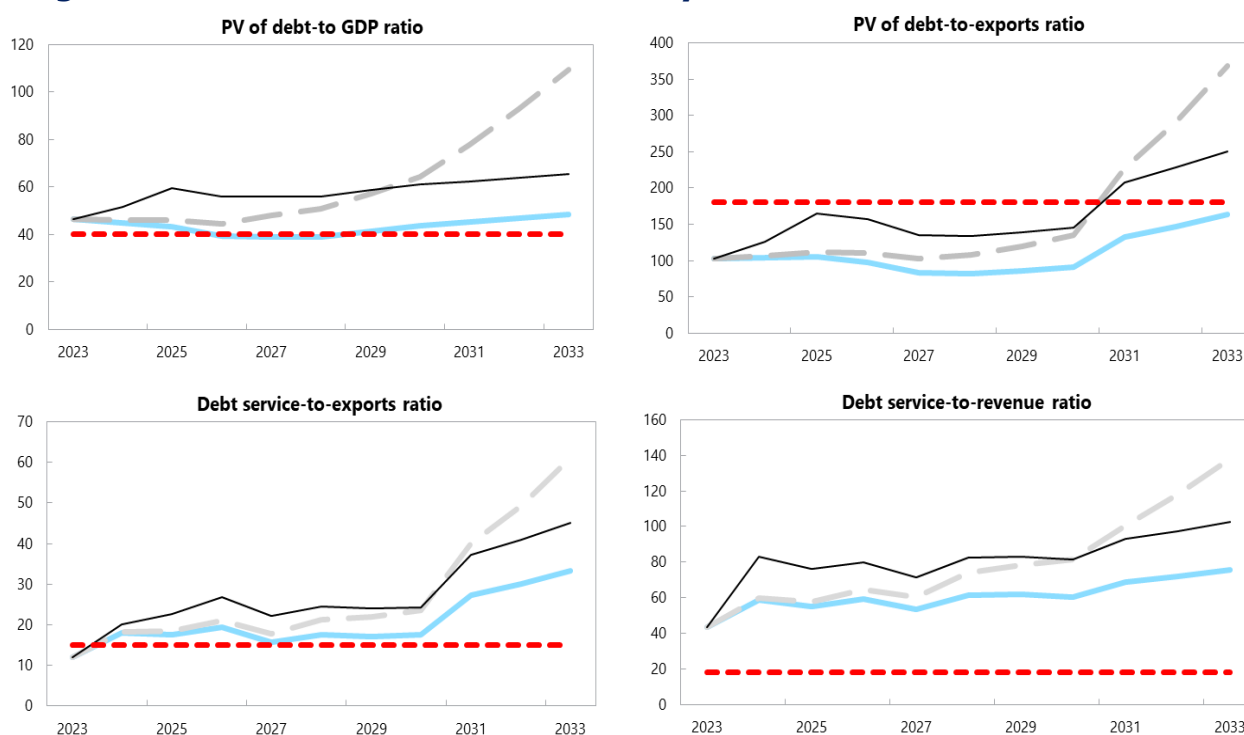
140. Mr. Speaker, global markets have experienced extreme volatility in 2022. The financing conditions in recent times tightened further as central banks raised policy rates to decisively contain inflationary pressures. The monetary policy tightening trend has resulted in widening sovereign bond spreads across Emerging Markets (EM) and Developing Economies, leading to higher currency depreciation, currency risks, and elevated debt levels.
141. Mr. Speaker, the markets witnessed a broad-based redemption pressure across EM hard currency (HC) and local currency (LCY) debt funds. EM LCY debt has seen significant outflows, as the US dollar strengthened significantly in 2022, and continue to be a key headwind for EM local debt. As at end-September 2022, 97 percent of EM hard currency fixed income investors tracked had registered year-to-date negative returns. According to estimates, investors have pulled over US\$50 billion from emerging market bond funds this year, the most severe in at least 17 years.
142. Mr. Speaker, Ghana's domestic market witnessed liquidity tightening in the fixed-income market for most part of 2022. Inflation remains elevated, and the balance of risks is on the upside. Market sentiments remain bearish in the local markets with the overall tone unchanged as selling interest continues to dominate due to high market uncertainties. As a result, Government was only able to raise GH¢8,242.4 million of its year-to-end October 2022 net financing of the public

sector borrowing requirement compared to net financing of GH¢25,491.4 million during the same period last year.

2022 Debt Sustainability Analysis

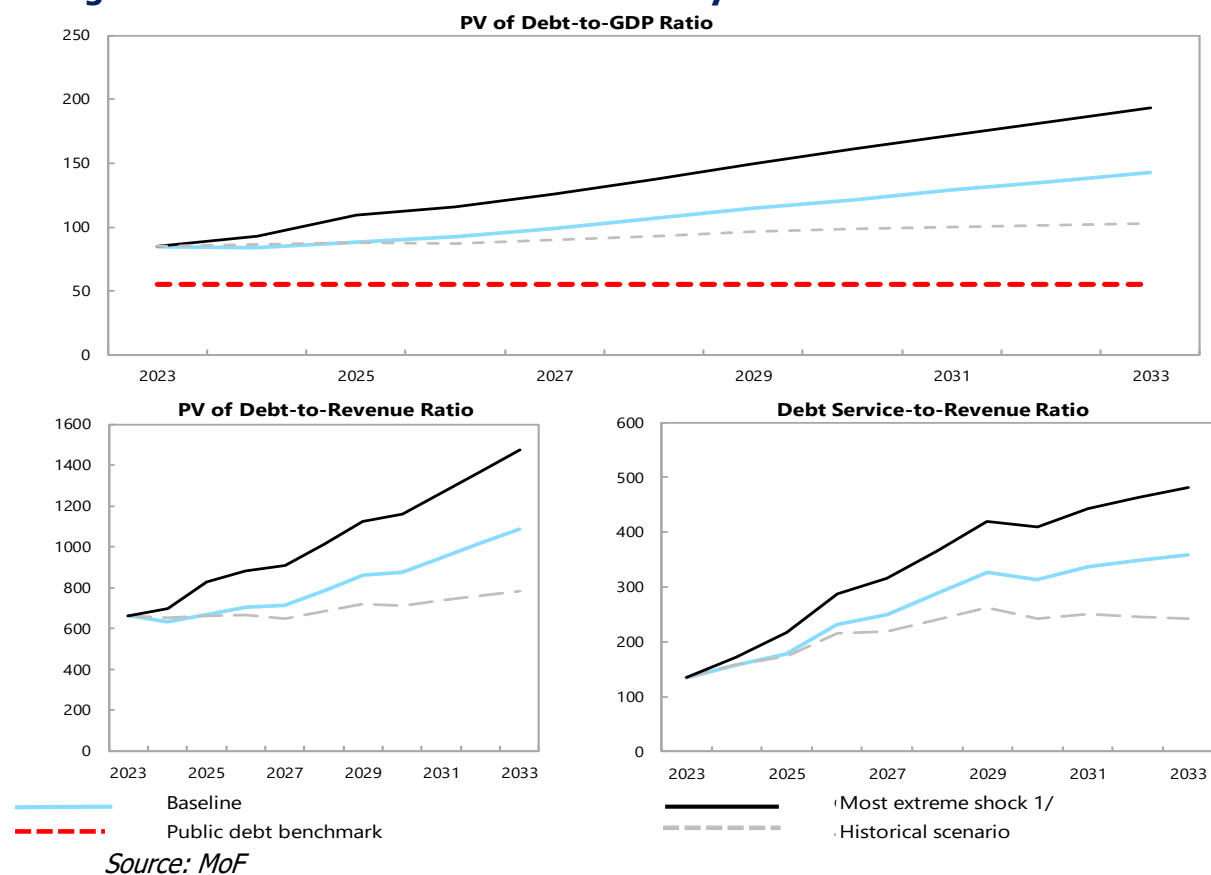
143. Mr. Speaker, you may recall that in June 2022 Government conducted a Debt Sustainability Analysis (DSA) to evaluate the solvency and liquidity status of the country's total public debt portfolio while also considering current and future debt service obligations.
144. Mr. Speaker, Ghana's debt carrying capacity is rated "moderate" and the overall risk rating is characterized as "high risk of debt distress" and unsustainable due to the negative effects of exogenous shocks on the economy which worsened existing vulnerabilities.
145. Mr. Speaker, addressing the vulnerabilities required an aggressive fiscal consolidation plan from the Government. However, increased budget deficits due to the impact of the crystallisation of contingent liabilities worsened the solvency and liquidity ratios. Ghana's external and public debt vulnerabilities reflect the perennial high fiscal deficits of the past. Solvency indicators for the Present Value (PV) of external debt-to-GDP ratio and PV of total public debt-to-GDP ratios are significantly above the indicative thresholds/benchmarks under the baseline scenario and throughout the forecast horizon (Figure 7).
146. Mr. Speaker, this is likely to have a significant impact on Government's ability to service its current and future debt obligations while providing the much needed social and economic infrastructure.

Figure 7: Indicators of Public and Publicly Guaranteed External Debt



— Baseline - - - - Historical scenario — Most extreme shock 1/ - - - - Threshold
 Source: MoF

Figure 8: Indicators of Public and Publicly Guaranteed Debt



Update On 2022 Medium-Term Debt Management Strategy

147. Mr. Speaker, the recent global and domestic macroeconomic developments have had adverse effect on the implementation of Government financing strategy for the first three quarters of 2022.
148. Government continued to witness uncovered auctions as a result of liquidity challenges and had to finance the budget through tap-ins and re-openings on existing medium-term instruments from the domestic debt market.
149. Mr. Speaker, the debt management strategy applied in 2022 resulted in increase in the cost and risks indicators of the public debt portfolio. The weighted average interest rate of the domestic debt portfolio at end-September 2022 was 20.1 percent, an increase from the end-December 2021 rate of 17.9 percent. The weighted average interest rate for the external debt portfolio increased from 5.2 percent in 2021 to 6.2 percent at end-September 2022.
150. Mr. Speaker, the proportion of domestic debt maturing in one (1) year increased from 30.5 percent to 45.8 percent mainly due to underperformance of Government revenue which resulted in Government resorting to tap-ins and re-openings. This resulted in higher domestic short-term financing and posed high refinancing risk.
151. Mr. Speaker, as a result, the public debt redemption profile indicates that a large share of the domestic debt will be maturing in 2023, signaling the refinancing risks associated with this type of debt, with several treasury bills and bonds are scheduled to mature.
152. Mr. Speaker, the interest rates for both the domestic and external debt portfolios also increased. Government's external debt on average was subjected to changes in interest rates at a shorter period. This is largely on account of an increase in the volume of variable rate loans, particularly from commercial lenders. On the domestic debt, the average to re-fixing was largely on account of reopens of existing treasury bonds because of liquidity challenges experienced in the course of the year.
153. Mr. Speaker, the share of debt denominated in foreign currency and the ratio of short-term foreign debt to foreign currency reserves are key measures of exchange rate risks. Both measures decreased in 2020 and 2021. The share of external debt to the total debt increased from 51.3 percent in 2021 to 70.2 percent at end-September 2022, depicting increased exposure to movements in the exchange rate.

Petroleum Production, Receipts and Utilisation in 2022

Petroleum Production

154. Mr. Speaker, total crude oil production for January to September 2022 was 39.15 million barrels. Greater Jubilee's output was 23.09 million barrels, Tweneboa Enyenra-Ntomme (TEN) was 6.43 million barrels, and Sankofa-Gye Nyame (SGN) was 9.64 million barrels, representing 58.97, 16.41, and 24.62 percent of the total output, respectively as shown in Table 16.

Table 16: Total Crude Oil Production (Jan-Sept 2022) in Barrels

No.	MONTH	Jubilee Production	TEN Production	SGN Production	Total Production
1	Jan-22	2,810,193	791,765	1,178,854	4,780,812
2	Feb-22	2,537,391	669,999	950,511	4,157,901
3	Mar-22	2,864,216	784,189	1,177,762	4,826,167
4	Apr-22	2,619,672	721,849	1,100,364	4,441,885
5	May-22	1,372,961	736,151	1,098,744	3,207,856
6	Jun-22	2,702,524	690,114	1,054,551	4,447,189
7	Jul-22	2,814,384	666,732	1,061,337	4,542,453
8	Aug-22	2,749,042	654,716	1,033,174	4,436,932
9	Sep-22	2,617,935	710,913	983,137	4,311,985
10	TOTAL/AV.	23,088,318	6,426,428	9,638,434	39,153,180

Source: MoF & GNPC

155. The Q1-Q3 2022 crude oil production of 39.15 million is 5.73 percent lower than the production of 41.53 million barrels for the same period in 2021. The reduction in crude oil production is generally due to natural field decline from the TEN and SGN Field.
156. Mr. Speaker, out of the total crude oil production for January to September 2022 of 39.15 million barrels, Ghana National Petroleum Corporation (GNPC) on behalf of the State lifted 7.55 million barrels comprising; 4.71 million barrels from the Jubilee field, 0.99 million barrels from TEN field and 1.85 million barrels from Sankofa Gye Nyame (SGN) field.

Petroleum Receipts for Jan-Sept 2022

157. Mr. Speaker, total receipts from crude oil liftings only by GNPC for January-September 2022, was US\$873.25 million (GH¢8,346.92 million), comprising the 63rd – 67th Jubilee liftings, 20th and 21st TEN liftings, and the 9th and 10th liftings from the Sankofa Gye-Nyame field, as shown in Table 17.

Table 17: Crude oil receipts from Jan-Sept 2022 liftings

No.	ITEM	UNIT	JUBILEE	TEN	SANKOFA	TOTAL
1	Volume of lifting	barrels	4,705,486	1,939,913	1,852,686	8,498,085
2	Selling Price	US\$	103	94	111	
3	Pricing Option Fees	US\$	0.08	-	0.05	
4a	Value of Lifting	US\$	484,426,329	182,370,775	206,448,702	873,245,806
4b		GH¢	4,630,389,066	1,743,191,050	1,973,339,922	8,346,920,038

Source: MoF & BoG

158. A total of 189,469.44 of gas was produced in Q1-Q3 2022 from the three producing fields. Of the total gas produced, 80,344.02 Mscf was delivered for power generation and nonpower gas users between January and September 2022, of which 50,909 MMScf of gas was transported from the SGN Field to power producers via the Onshore Receiving Facility (ORF) for power generation, 26,102 MMScf from Greater Jubilee Field and 3,334 MMScf from TEN Field. This translates to an average daily gas export of 294.30 MMScf compared to the annualised daily target of 277.90 MMScf which is 1.64 percent above target.
159. Total petroleum receipts (i.e., proceeds from liftings and other petroleum receipts) received into the Petroleum Holding Fund (PHF) for January to September 2022, was **US\$1,168.99 million** (GH¢11,173.75 million), as shown in Table 18. This compares with the receipts of US\$618.46 million (GH¢3,627.47 million) for the same period in 2021.

Table 18: Petroleum Receipts from all Sources (Jan-Sept 2022)

No.	ITEM	UNIT	JUBILEE	TEN	SGN	OTHER RECEIPTS	TOTAL
1	Royalties	US\$Mn	134.87	47.37	97.61		279.86
2	Carried and Participating Interest	US\$Mn	349.55	135.00	108.83		593.39
3	Corporate Income Tax	US\$Mn				293.79	293.79
4	Surface Rentals	US\$Mn				0.69	0.69
5	PHF Income	US\$Mn				1.26	1.26
6a	Total Petroleum Receipts	US\$Mn	484.43	182.37	206.45	295.74	1,168.99
6b		GH¢	4,630.39	1,743.19	1,973.34	2,826.83	11,173.75

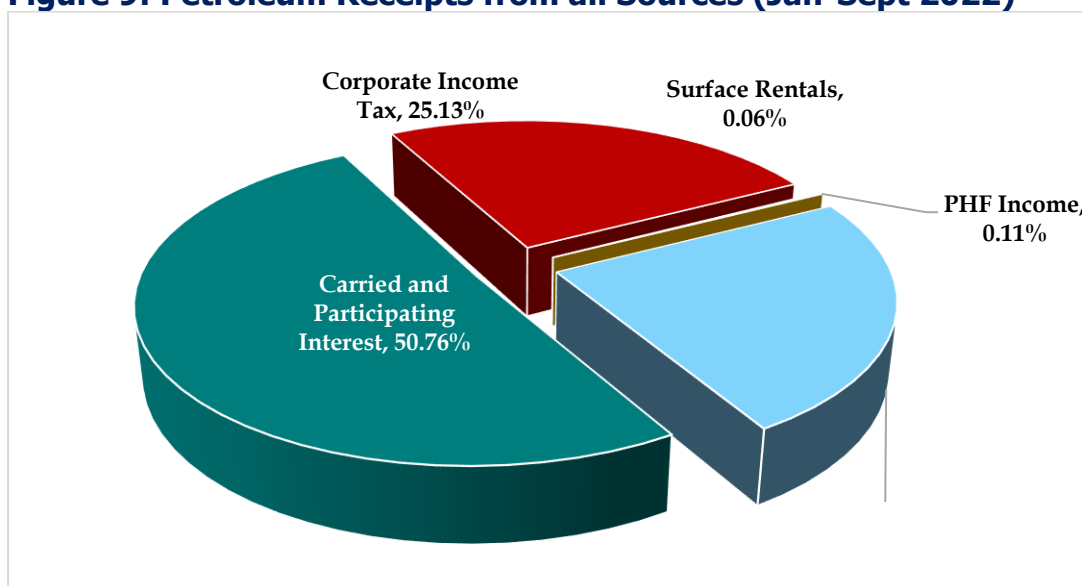
Source: MoF & BoG

160. The January to September 2022 receipt of US\$1,168.99 million is higher than the realised receipts of US\$618.46 million for the same period in 2021 by US\$550.53 million. The surge in receipts was mainly because of a higher average achieved crude oil price of US\$102.38, compared to US\$67.77 for the same period in 2021.

The Jan-Sept 2022 receipt of US\$1,168.99 million does not include an amount of US\$14.61million petroleum receipt from Corporate Income Tax and PHF Income that spilled over from 2021 to 2022 bringing the total petroleum receipt available for distribution to US\$1,183.60 million.

161. The Carried and Participating Interest (CAPI) contributed the highest (50.8%) to total petroleum receipts for the period, followed by Royalties (23.9%), and Corporate Income Tax (25.1%) as shown in Figure 9. The rest including Surface Rental contributed 0.17 percent to petroleum receipts for the period.
162. Mr. Speaker, there were no receipts from gas for the period under review.

Figure 9: Petroleum Receipts from all Sources (Jan-Sept 2022)



Source: MoF & BoG

Table 19: Analysis of Petroleum Receipts Jan-Sept 2022 (US\$Mn)

No.	Item	Unit	2019	2020	2021	2022	Deviation (2022 & 2021)
			Jan-Sep	Jan-Sep	Jan-Sep	Jan-Sep	Jan-Sep
1	Royalties	US\$Mn	187.65	78.99	166.19	279.86	113.67
1.1	Jubilee	US\$Mn	70.32	41.00	67.06	134.87	67.82
1.2	TEN	US\$Mn	47.33	37.99	33.43	47.37	13.93
1.3	SGN	US\$Mn	70.00	0.00	65.70	97.61	31.92
2	Carried and Participating Interest	US\$Mn	317.15	214.52	330.69	593.39	262.70
2.1	Jubilee	US\$Mn	182.26	106.25	173.79	349.55	175.76
2.2	TEN	US\$Mn	134.89	108.27	95.29	135.00	39.71
2.3	SGN	US\$Mn	0.00	0.00	61.60	108.83	47.23
3	Surface Rentals	US\$Mn	0.66	0.69	0.83	0.69	-0.14
4	Corporate Income Tax	US\$Mn	161.25	92.28	120.74	293.79	173.05
5	PHF income	US\$Mn	1.70	0.34	0.02	1.26	1.24
6	Interest on Late Payment on TEN 3	US\$Mn	0.00	0.18	0.00	0.00	0.00

No.	Item	Unit	2019	2020	2021	2022	Deviation (2022 & 2021)
			Jan-Sep	Jan-Sep	Jan-Sep	Jan-Sep	Jan-Sep
7a	Total Petroleum Receipts	US\$Mn	668.41	387.00	618.46	1,168.99	550.52
7b		GH¢Mn	3,716.15	2,151.58	3,627.47	11,173.75	7,546.28

Source: MoF & BoG

Petroleum Distribution for Jan-Sept 2022

163. Mr. Speaker, Section 4 of the Petroleum Revenue Management (Amendment) Act, 2015 (Act 893) requires that not more than 70 percent of the Benchmark Revenue shall be paid into the Annual Budget Funding Amount (ABFA) and not less than 30 percent shall be paid into the Ghana Petroleum Funds (GPFs). Out of the amount transferred into the GPFs, the Ghana Heritage Fund (GHF) receives not less than 30 percent, with the rest transferred into the Ghana Stabilisation Fund (GSF).
164. Mr. Speaker, the 2022 (January-September) petroleum receipts were distributed based on the provisions of the PRMA (as amended). The total petroleum receipts including the spilled over receipts of US\$14.61mn distributed amounted to US\$1,183.60 million.
165. Of the amount of US\$1,183.60 million distributed, the National Oil Company (GNPC) was allocated a total of US\$286.58 million, made up of Equity Financing Cost of US\$155.09 million and GNPC's share of the net Carried and Participating Interest of US\$131.49 million as shown in Table 20.

Table 20: Distribution of Petroleum Receipts Jan-Sept 2022

No.	Item	Unit	Jubilee	TEN	SGN	Total
1	Transfer to GNPC	US\$ Mn	157.08	89.52	39.99	286.58
1.1	o/w Equity Financing cost	US\$ Mn	74.59	70.02	10.48	155.09
1.2	o/w Net Carried and Participating Interest	US\$ Mn	82.49	19.49	29.51	131.49
2	GoG Net Receipts for Distribution to ABFA and GPFs	US\$ Mn	449.71	165.58	281.72	897.02
2.1	o/w ABFA	US\$ Mn	236.68	115.91	26.15	378.74
2.2	o/w GPFs	US\$ Mn	213.03	49.67	255.57	518.28
2.2.1	o/w GSF	US\$ Mn	149.12	34.77	178.90	362.79
2.2.2	o/w GHF	US\$ Mn	63.91	14.90	76.67	155.48
3	Total Payments	US\$ Mn	606.79	255.10	321.71	1,183.60
		GH¢ Mn	5,800.02	2,438.34	3,075.08	11,313.43

Source: MoF & BoG

127. The ABFA received a total of GH¢2,985.37 (US\$378.74 million) to support the Budget, while the GPFs received US\$518.28 million, which were distributed in the ratio of 70%:30% in line with the PRMA, with the GSF receiving US\$362.79 million and the GHF US\$155.48 million.

ABFA Allocation and Utilisation

166. The ABFA allocations for the period were made in line with Section 21(4) of the PRMA, which requires that at least 70.0 percent of ABFA is used to fund public investment expenditures. Consequently, of the total allocation of GH¢6,126.17 million, GH¢4,260.33 million was earmarked for Public Investment Expenditure (Capex) and GH¢1,865.84 million for Goods and Services.
167. Mr. Speaker, in terms of actual utilisation, an amount of GH¢2,834.70 million, representing 94.9 percent of the end-September 2022 receipt of GH¢2,985.37 million and 46.27 percent of the annual 2022 ABFA Budget provision of GH¢6,126.17 million, was utilised at the end of September 2022.
168. Table 21 provides a summary of utilisation by the priority areas. Details of the projects that benefitted from the ABFA allocation for the period under review can be found in the Appendix 9 of the 2022 Annual Report on the Petroleum Funds.

Table 21: 2022 ABFA Revised Budget Allocation vs. Actual Utilisation (GH¢ Million)

No.	Priority Area	2022 Revised Budget	Actual Utilisation	% of Budget utilised
1	Agriculture	131.8	34.0	25.80%
2	Education and Health Service Delivery	1,942.4	704.9	36.29%
3	Roads, Rail and Other Critical Infrastructure	3,829.9	2,087.1	54.49%
3.1	o/w Road Infrastructure	1,362.1	1,470.6	107.97%
3.2	o/w Rail Infrastructure	205.0	29.9	14.60%
3.3	o/w Other Critical Infrastructure	2,262.9	586.6	25.92%
3.3.1	o/w DACF	205.0	100.0	48.78%
3.3.2	o/w GIIF	870.7	418.0	48.00%
4	Industrial Development	216.3	5.2	2.43%
5	Sub-Total	6,120.4	2,831.2	
6	Ministry of Finance	5.77	3.46	60.00%
6.1	o/w PIAC	5.77	3.46	60.00%
7	Total	6,126.17	2,834.70	46.27%

Source: MoF

SECTION FOUR: 2023 AND MEDIUM-TERM POLICY OBJECTIVES AND TARGETS

169. Mr. Speaker, to put the 2023 and medium-term policy objectives and macro-fiscal targets in context, I will first like to provide the fiscal outlook for 2022.

2022 Fiscal Outlook

170. Mr. Speaker, the projected fiscal outlook for 2022, takes into account a number of factors including fiscal performance for January-September, 2022, financing constraints, revenue trends, and expenditure commitments in line with the objectives of the ongoing IMF Programme negotiations and the importance of fiscal effort for the Programme. For purposes of assessing fiscal effort, the fiscal anchor will be the Primary balance on commitment basis as agreed with the Fund. The primary balance on commitment basis reflects all expenditure commitments in the current year.
171. Mr. Speaker, consequently:
- Total Revenue and Grants is estimated at GH¢98,080 million (15.9% of GDP), GH¢1,238 million higher than the 2022 Mid-Year Fiscal Policy Review estimate of GH¢96,842 million (16.4% of GDP). These projections align with trend of revenue inflows as well as the impact of the exchange rate depreciation on forex-related inflows such as Oil and Gas receipts;
 - Expenditure (on commitment basis), is estimated at GH¢159,012 million. This includes expenditure claims amounting to GH¢22,091 million. Of this amount, GH¢11,050 million relates to energy sector shortfalls due for 2022, while the remaining GH¢11,041 million has been committed under Goods and Services and Domestic CAPEX;
 - The outlook also estimates that about GH¢12,435 million in outstanding payables from 2021 will be cleared by year-end. However, owing to financing constraints, a payables build-up of GH¢28,520 million, comprising the GH¢11,050 million relating to energy sector shortfalls due for 2022, GH¢11,041 million committed under Goods and Services and Domestic CAPEX, and GH¢6,746 million reflecting GIMIS payables is plausible by year-end;
 - The Overall Fiscal Balance on Commitment basis, therefore, is estimated at a deficit of GH¢60,932 million (9.9% of GDP) with a corresponding Primary deficit of GH¢16,920 (2.7% of GDP); and
 - On the other hand, the Overall Fiscal Balance on cash basis, is estimated at a deficit of GH¢44,846 million (7.3% of GDP) with a corresponding Primary deficit of GH¢834 million (0.1% of GDP).
172. Mr. Speaker, these projections, though robust, are continuously being subjected to downside risks including the impact of pressures from currency depreciation on FX-related payments such as external debt service and energy sector shortfall payments, high interest rates, wage demand pressures, and a worsening of global conditions.

Government's Medium-Term Vision and Objectives

173. Mr. Speaker, as mentioned earlier, the global economy is facing multiple crisis as result of the twin global shocks, namely the Covid-19 pandemic and Russia-Ukraine War. Global economic activity is experiencing a broad-based and sharper-than-expected slowdown, with inflation higher than seen in several decades. This crisis has culminated into the cost-of-living crisis, high food prices, increased fuel costs, tightened financing conditions especially in developing economies, which are all weighing heavily on the outlook.
174. Mr. speaker the impact of these global shocks together with domestic developments have resulted in high exchange rate depreciation, high inflation, rising interest rates, significant fiscal stress, unsustainable debt burden, dwindled Gross International Reserves, Credit Rating Downgrades, and low GDP growth.
175. Mr. Speaker, consistent with Article 36(1) of the 1992 Constitution, Government is taking all the necessary steps to ensure that macroeconomic stability is restored, public finances are managed at sustainable levels, the rate of economic development is maximised and adequate means of livelihood and suitable employment are provided, whilst assisting the needy.
176. Mr. Speaker, Government has prepared the Post-Covid-19 Programme for Economic Growth (PC-PEG) as a blue print to address the economic challenges, restore macroeconomic stability, bring debt to sustainable levels in the medium-term, support structural reforms, promote growth and ensure that the poor and vulnerable are protected.
177. The key objectives of the PC-PEG is to, among others:
 - restore fiscal and debt sustainability as well as minimise fiscal risks including risk from contingent liabilities from SOEs;
 - re-anchor inflation expectations, achieve low and stable inflation, and strengthen the exchange rate regime;
 - deepen structural reforms, restore investor confidence, regain market access, and unlock other financing sources;
 - build buffers to strengthen resilience to economic shocks;
 - improve our sovereign credit ratings and regain International Capital Market access;
 - enhance domestic productive capacity and diversify the economy to achieve a value-added export driven regime and produce goods & services for domestic consumption; and
 - safeguarding for social protection programmes to protect the poor and the vulnerable.
178. Mr. Speaker, the goal of the PC-PEG is informed by our medium-term development objectives, namely:
 - Building a prosperous country;
 - Creating opportunities for all Ghanaians;
 - Safeguarding the natural environment, including addressing climate change issues and ensure a resilient built environment;

- Maintaining a stable, united, and safe country;
- Building back a resilient and robust country with strengthened adaptive capacity for withstanding national and global threats of different dimensions (including COVID-19); and
- Improving delivery of development outcomes at all levels.

179. Mr. Speaker, the following key interventions will be pursued in the medium-term to address the key economic challenges facing the economy, restore and sustain macroeconomic stability, ensure debt sustainability, and promote inclusive growth whilst protecting the poor:

- Undertake fiscal adjustment through revenue and expenditure measures to improve debt sustainability and restore macroeconomic stability;
- Implement a prudent debt management strategy whilst ensuring that impact on the economy in general and on the financial sector in particular is minimized;
- Pursue macro-critical structural reforms to address structural bottlenecks including SOE contingent liabilities, expenditure commitment controls & arrears accumulation, domestic revenue mobilisation and Compensations management & labour productivity;
- Mobilise concessional financing from multilateral and bilateral partners for the budget;
- Safeguard social protection programmes and ensure the burden of adjustment is fairly distributed;
- Pursue key interventions in the real sector to enhance domestic productive capacity and improve competitiveness towards the production of value-added exports and goods and services for domestic consumption;
- Enhance monetary policy interventions to address inflation and exchange rate depreciation issues; and
- Fast track the IMF Programme negotiations to conclude by year-end.

180. Mr. Speaker, the following areas will be prioritised in 2023:

- Restoring macroeconomic stability with a view to restoring fiscal and debt sustainability;
- Pursue key structural reforms to improve public finance management and enhance productivity and innovation to support durable and inclusive growth;
- Addressing energy sector financing issues;
- Optimizing domestic revenue mobilization;
- Protecting social intervention programmes to protect the poor and vulnerable; and
- Pursuing key interventions in the real sector (Agric, Industry and Services) to enhance domestic productive capacity and improve competitiveness towards the production of value-added exports and goods and services for domestic consumption.

2023 and Medium-Term Overall Macroeconomic Targets

181. Mr. Speaker, guided by the medium-term policy objectives, the following macroeconomic targets are set for the medium-term (2023-2026):
- Overall Real GDP to grow at an average rate of 4.3 percent;
 - Non-Oil Real GDP to grow at an average rate of 4.0 percent;
 - Inflation to be within the target band of 8 ± 2 percent;
 - Primary Balance on Commitment basis to average a surplus 1.3 percent of GDP; and
 - Gross International Reserves to cover at least 4 months of imports.
182. Mr. Speaker, based on the overall macroeconomic objectives and the medium-term targets, the following macroeconomic targets are set for the 2023 fiscal year:
- Overall Real GDP growth of 2.8 percent;
 - Non-Oil Real GDP growth of 3.0 percent;
 - End-December inflation rate of 18.9 percent;
 - Primary Balance on Commitment basis of a surplus of 0.7 percent of GDP; and
 - Gross International Reserves to cover not less than 3.3 months of imports.

2023 and Medium-Term Real Sector Outlook

Overall GDP Growth

183. Mr. Speaker, current global economic challenges, coupled with high uncertainties, are expected to adversely affect economic performance in the current year and next year. This is expected to lead to a slowdown in growth, following a quick and sharp recovery in 2021 from the COVID-related slowdown in 2020. Overall GDP is projected to grow at 3.5 percent and 2.8 percent in 2022 and 2023 respectively. The expected slowdown in growth in 2023 is mainly on the back of the perceived impact of fiscal adjustment and the implementation of a possible debt management strategy as part of measures to ensure fiscal and debt sustainability. However, the economy is expected to rebound from 2024 and grow steadily in the medium-term to record an average growth of 4.3 percent over the period 2023-2026. Growth is projected at 3.9 percent, 4.9 percent, and 5.6 percent, in 2024, 2025, and 2026, respectively.
184. Mr. Speaker, GDP excluding oil and gas, is expected to follow this trend growing at 3.6 percent and 3.0 percent in 2022 and 2023 respectively, while over the medium-term (2023-2026) it is expected to grow at an average of 4.0 percent. Non-Oil GDP is expected to grow by 3.1 percent in 2024, 4.7 percent in 2025, and 5.4 percent in 2026. The projected real GDP growth rates are shown in Table 22.

Table 22: Growth Projections for Oil and Non-Oil GDP, 2022-2026 (Percent)

S/N	Item	2022	2023	2024	2025	2026
1	Overall Real GDP Growth	3.5	2.8	3.9	4.9	5.6
2	Non-Oil GDP Growth	3.6	3.0	3.1	4.7	5.4

Source: MoF, 2022

Sectoral GDP Growth

Agriculture

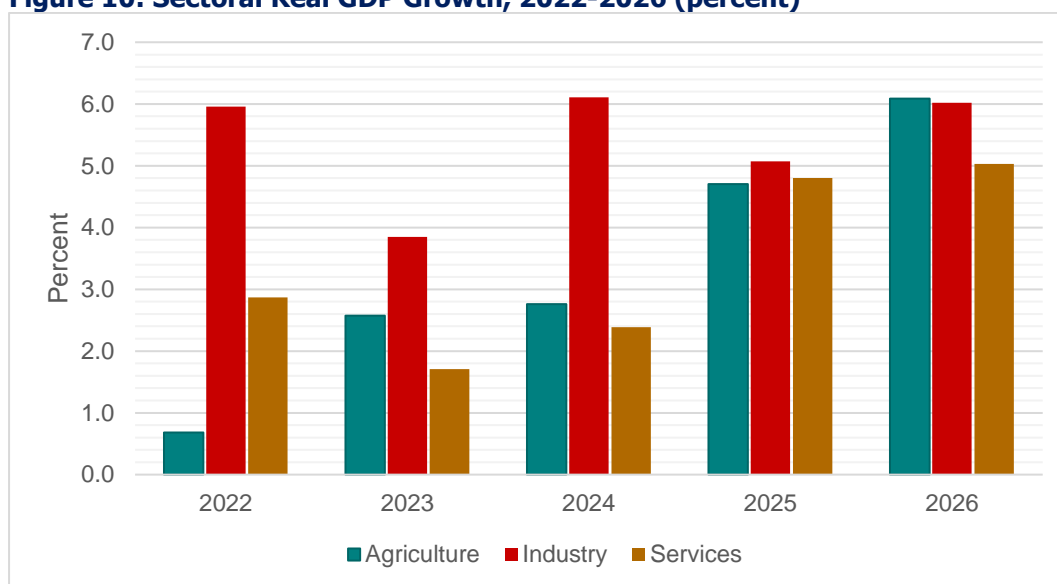
185. Mr. Speaker, the Agriculture Sector is expected to record a growth of 0.7 percent in 2022, compared with 8.4 percent in previous year. The severe slowdown will be driven in part by a sharp contraction in the cocoa subsector. However, recovery is expected to begin in 2023 and continue steadily into the medium-term. Growth is projected at 2.6 percent in 2023, and is expected to average 4.0 percent over the medium-term (2023-2026), based on projected growth rates of 2.8 percent in 2024, 4.7 percent in 2025, and 6.1 percent in 2026.

Industry

186. Growth in the Industry Sector is expected to be robust in 2022 based on an increased production in petroleum and gold. The growth in the sector is projected at 6.0 percent for 2022, a sharp recovery from the contraction of -0.8 percent recorded in the previous year. Although growth is expected to decrease in 2023, it is expected to remain positive with a value of 3.9 percent. The Sector is expected to record a sustained and robust average medium-term (2023-2026) growth of 5.3 percent, based on growth performances of 6.1 percent, 5.1 percent, and 6.0 percent in 2024, 2025, and 2026 respectively.

Services

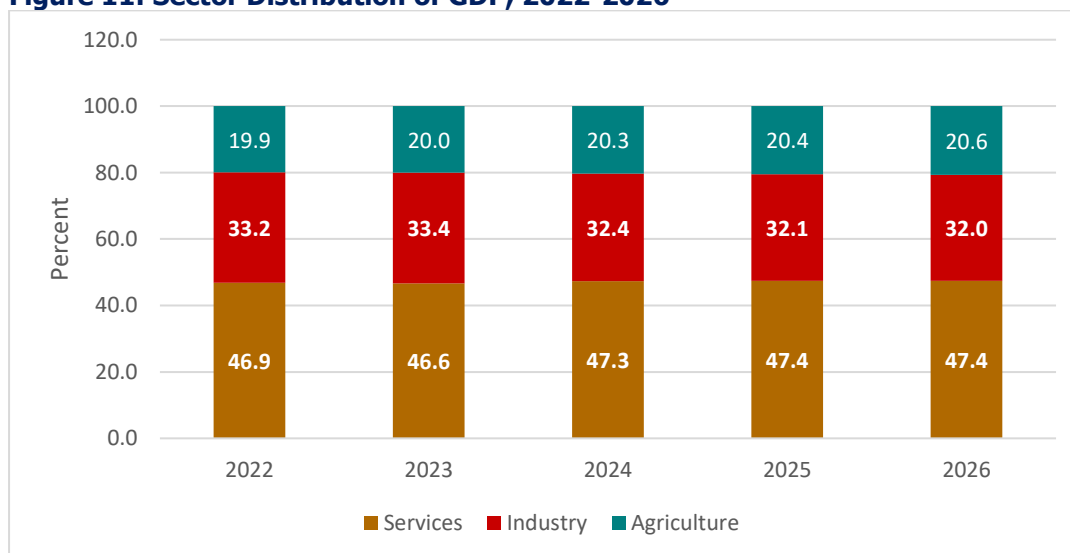
187. Mr. Speaker, the Services Sector is expected to slow down sharply in 2022 driven broadly by sharp slowdowns in most of the sub-sectors. Growth in 2022 is projected at 2.9 percent, compared with an actual performance of 9.4 percent recorded in the previous year. The slowdown will continue in 2023 when the sector is projected to grow at 1.7 percent. Thereafter, the sector is expected to pick up gradually and record an average growth rate of 3.5 percent over the medium-term (2023-2026), based on growth rates of 2.4 percent, 4.8 percent, and 5.0 percent in 2024, 2025, and 2026 respectively, as shown in Figure 10.

Figure 10: Sectoral Real GDP Growth, 2022-2026 (percent)

Source: MoF, 2022

Structure of the Economy (2022-2026)

188. The Services sector is expected to remain the dominant sector over the medium-term in terms of percentage share of overall GDP, followed by Industry and Agriculture. The expected sector shares are shown in Figure 11.

Figure 11: Sector Distribution of GDP, 2022-2026

Source: MoF, 2022

Outlook for Monetary Developments in 2023 and the Medium Term

189. Mr. Speaker, the Bank of Ghana implemented various measures in 2022 to help contain the sharp rise in inflation and inflation expectations emanating from exchange rate pass-through, food and energy costs, and transport fare hikes amid increased uncertainty and risk aversion. Among other measures, the Bank increased the policy rate by a cumulative 1,000 basis points (bps) in the year and

raised the reserve requirement by 700 bps to 15 percent. These policies, along with other measures, helped maintain adequate liquidity in 2022.

190. In the outlook, monetary policy in 2023 and the medium-term will aim at restoring and maintaining price stability with a view to firmly anchor inflation expectations and create conditions for sustainable growth. Specifically, monetary policy will aim at steering inflation back within the medium-term target of 8 ± 2 percent. In line with this, growth of the monetary aggregates is projected to moderate in 2023 and remain stable in the medium-term under the baseline assumption of zero monetary financing. In particular, reserve money growth in 2023 and over the medium is projected to gradually ease on account of slower pace of expansion of NDA, largely driven by net claims on government as fiscal consolidation takes hold. Reserve money growth in the medium term, will similarly shape measured accumulation of gross international reserves as market conditions improve.
191. Growth in broad money supply (M2+) is similarly expected to stabilise in 2023 and over the medium term on the back of sustained slowdown in the growth of NDA as the banking system credit to government slows. NFA is however expected to return to the path of growth over the medium term on the back of reserves build-up by both Bank of Ghana and ODCs as the country regains access to the international capital market over the medium term.

Outlook for External Sector in 2023 and the Medium Term

192. Mr. Speaker, the external sector performance in the outlook, will depend largely on the quick resolution of the Russia-Ukraine war and the outcome of recession fears in advanced economies. The thrust of external sector will focus on rebuilding external buffers enough to cover at least three and half months of imports of goods and services to cushion the economy against adverse external shocks. This will be underpinned by unlocking of other financing sources, particularly bilateral support, as the country signs onto the IMF-supported programme, strong remittance inflows, access to the capital market, and improved portfolio inflows. The main downside risks to the external sector outlook are downturn in commodity prices, protracted Russia-Ukraine war, and prolonged absence from the international capital market.

Measures by BOG to address the Exchange Rate Depreciation

193. Mr. Speaker, the Bank of Ghana will continue to monitor inflation developments and respond appropriately to contain price pressures. Monetary Policy will focus on using the monetary policy rate to signal the monetary policy stance and contain inflationary pressures, step up sterilization efforts to address excess liquidity and use the cash reserve ratio. While in the year so far, these policy vehicles have been used to address inflationary concerns, frequent administrative price increases in petroleum products and transportation fares have prevented inflation from easing.
194. Since August 2022, the Bank of Ghana has successfully been working with the mining firms, international oil companies, and their bankers to purchase all foreign exchange arising from the voluntarily repatriation. Bank of Ghana

continues to support the banking sector with forex liquidity to help meet critical demand for imports.

195. Mr. Speaker, the on-going Gold Purchase Program with the objective to ultimately increase foreign exchange reserves is progressing steadily.
196. Mr. Speaker, the Bank of Ghana is continuing with the special Forex Auction for the BDCs to help with the importation of petroleum products.
197. The Cocoa syndicated loan since hitting BoG's account, has been a significant boost to the forex reserves position and is being deplored efficiently to support the market under the current circumstance.
198. More recently, the Bank of Ghana has withdrawn forex support for the importation of non-critical products which could be produced locally, as part of measures to stabilise the Ghana cedi.
199. The MPC of the Bank is meeting this week to discuss developments in the economy. It is expected that the meeting's outcome will be supportive of disinflation.

Update on Ghana's Engagement with the IMF for a Fund-Supported Programme

200. Mr. Speaker, since the Government announced its engagement with the International Monetary Fund (IMF or the Fund) for an IMF-supported Programme on 1st July, 2022, we have made substantial progress. The Fund fielded an assessment mission in July 2022 to gather data and assess the state of the economy. At the end of the mission, the Fund re-affirmed its commitment to support Ghana at this difficult time. The Fund further re-assured Government of its strong commitment to support Ghana in these difficult times during H.E. the President's meeting with the IMF Managing Director on the sidelines of the Rotterdam conference in September 2022.
201. Mr. Speaker, the Government of Ghana commenced formal programme negotiations with the IMF from 26th September to 7th October 2022. During this 1st round of negotiations in Ghana, Government and the IMF agreed on programme objectives, a preliminary fiscal adjustment path, debt strategy and financing required for the programme to be in line with the Government's Post-COVID-19 Programme for Economic Growth (PC-PEG).
202. Mr. Speaker, The PC-PEG is a blueprint prepared by Government to address the economic challenges facing the country towards restoration of macroeconomic stability, promotion of debt sustainability and sustained economic recovery as well as support structural reforms to promote efficiency and competitiveness. It is the key Government document for the basis of negotiations with the IMF.

203. Mr. Speaker, the PC-PEG has benefited from the inputs of key stakeholders including, the leadership of Parliament, Civil Society Organisations (CSOs), Social Partners (Labour Unions, Employers, and Faith-based Organisations), industry professionals, and the Academia.
204. Mr. Speaker, following the successful conclusion of the 1st round of programme negotiations, the Government of Ghana team followed up with a continuation of the programme negotiations during the Annual Meetings of the IMF and the World Bank in Washington D.C. from 9th to 23rd October 2022. Further agreements regarding fiscal consolidation path, Debt Sustainability Analysis (DSA), and debt management strategy were reached. Since then, several engagements have been held virtually in preparation for the 3rd round of negotiations which is expected to commence at the end of this month.
205. Mr. Speaker, at the end of the 3rd round of negotiations, it is expected that both teams would agree on structural reform benchmarks, prior actions, performance criteria on key macro-fiscal indicators and the finalization of the Memorandum of Economic and Financial Policies (MEFP) to enable us reach Staff Level Agreement (SLA) which will pave the way for the IMF Executive Board to finally consider and approve Ghana's request for the IMF-supported programme.
206. Mr. Speaker, the Government of Ghana is using the opportunity to address key structural bottlenecks facing the economy and enhance domestic productive capacity towards the production of value-added export-oriented products and production for local consumption.
207. Mr. Speaker, we are confident that, with the zeal to quickly turn the economy around to improve the standard of living of the Ghanaian, when approved, the Fund Programme will be implemented effectively to ensure that Ghana's economy emerges stronger, more resilient, and better.
208. Mr. Speaker, mindful of the impact of fiscal adjustment on the poor and vulnerable, who are already impacted by the twin global shocks namely the Russia-Ukraine War and COVID-19 Pandemic, the IMF Programme will prioritise social protection programmes (including the LEAP and School Feeding), to ensure that the impact of the adjustment on the vulnerable and poor is minimized.

2023 and Medium-Term Fiscal Framework

209. Mr. Speaker, the broad medium-term fiscal policy objective is to restore macroeconomic stability through a credible consolidation programme to anchor fiscal and debt sustainability. The fiscal consolidation strategy is to progressively and sustainably reduce the overall fiscal balance to sustainable levels through the implementation of revenue enhancing and expenditure rationalization measures as well as macro-critical structural reforms to address structural bottlenecks and improve competitiveness and efficiency.
210. Mr. Speaker, fiscal effort will be assessed through the primary balance (on commitment basis), the main fiscal anchor, as part of measures to ensure that the macroeconomic impact of fiscal policy is fully ascertained. In this regard, any build-up in arrears will be properly accounted for. This makes it easier to monitor the non-accumulation of new arrears which is required for fiscal prudence and fiscal sustainability.

Summary of Medium-Term Fiscal Framework

211. Mr. Speaker, the primary balance (commitment) is projected at a surplus of 0.7 percent of GDP up from the 2022 projected outlook of a deficit of 2.7 percent of GDP. This represents fiscal effort of 3.4 percentage points of GDP. The primary balance (commitment) is maintained at a surplus in 2024 at 1.1 percent of GDP and 1.9 percent of GDP in 2025, reaching 1.6 percent of GDP by 2026.
212. Mr. Speaker, overall fiscal balance (commitment) in 2023 is projected at 5.9 percent of GDP down from a projected outlook of 9.9 percent in 2022.

Table 23: Summary of Central Government Fiscal Operations (2023-2026)

No	Item	2023		2024		2025		2026	
		Budget	% of GDP	Indicative	% of GDP	Indicative	% of GDP	Indicative	% of GDP
1	Total Revenue & Grants	143,956	18.0	171,757	18.0	206,532	18.9	232,366	18.7
2	Total Expenditures (incl. arrears)	205,432	25.6	242,743	25.5	260,914	23.8	293,403	23.6
3	Overall Fiscal Balance	-61,475	-7.7	-70,986	-7.4	-54,382	-5.0	-61,037	-4.9
4	Primary Balance (Commitment)¹	5,510	0.7	10,174	1.1	21,158	1.9	19,883	1.6
5	Primary Balance (Cash)	-8,925	-1.1	2,874	0.3	13,458	1.2	11,830	1.0
6	Financing	61,475	7.7	70,986	7.4	54,382	5.0	61,037	4.9
7	o/w Foreign Financing (Net)	-869	-0.1	-8,866	-0.9	-33,901	-3.1	-26,773	-2.2
8	o/w Domestic Financing (Net)	-1,957	-0.2	1,909	0.2	2,150	0.2	3,373	0.3
9	o/w Other Financing Sources ²	64,301	8.0	77,943	8.2	86,133	7.9	84,437	6.8
10	Nominal GDP	800,921		953,578		1,094,354		1,244,226	

¹ The Primary Balance (Commitment basis) is the fiscal anchor

² Other Sources of Financing includes financing to be provided by Multilateral and other international partners in the context of the Fund-supported Programme

213. Mr. Speaker, the fiscal effort for 2023 is underpinned by permanent, strong, and credible revenue and expenditure measures.

Revenue Measures

214. Mr. Speaker, to support the fiscal consolidation process, permanent revenue measures with an estimated total yield of 1.35 percent of GDP will be presented to Parliament for consideration and approval.
215. Mr. Speaker, Government has consistently indicated its intention to improve the revenue collection effort by leveraging technology to enhance tax administration, identify and register taxable persons and improve tax compliance. The Ministry in September 2022 commissioned a tax diagnostic review which has outlined several measures that can be undertaken to support tax policy and improve revenue administration. As a result of this, targeted policy interventions will be introduced to support the economy and promote growth.
216. Mr. Speaker, the income tax regime will undergo reforms to review the upper limits for vehicle benefits; introduce an additional income tax bracket of 35 percent, a return and withholding tax rate for gains on realization of assets and liabilities and review the optional rate for individuals for realizations. The one percent concessional income tax rate will be increased to five percent while provision will be made for implementation of a minimum chargeable income system. The loss carried forward provisions in the Income Tax Act will be unified while the treatment of foreign exchange losses will be restricted to actual losses.
217. Mr. Speaker, Excise Tax reform will include revision to the taxation of cigarettes and tobacco products to align with ECOWAS protocols. The reform will also target increase in the excise rate for spirits above that of beers. There will be taxation of products such as electronic smoking devices and liquids which are not currently taxed.
218. Mr. Speaker, the Value Added Tax (VAT) rate will be increased by two and a half percentage points from 12.5 percent to 15 percent, the VAT threshold reviewed and major reforms undertaken with respect to VAT exemptions.
219. Mr. Speaker, the benchmark discount policy will be fully phased out in 2023 while the Customs Regulations, 2016 (LI 2248) will be amended to allow for self-clearing of goods by importers at the ports of entry without recourse to a customs house Agent.
220. Mr. Speaker, in the spirit of burden-sharing the National Fiscal Stabilisation Levy (NFSL) will be converted into a Growth and Sustainability Levy (GSL) to cover all entities. Category A entities comprising those currently paying the NFSL and six additional sectors will have a rate of five percent on Profit-Before-Tax. Category B comprising all other entities (with the exception of the extractive sector) will have a rate of two and a half percent. Category C comprising entities operating in the extractive sector will contribute up to one percent of production to the Levy.

221. Mr. Speaker, Government has received several proposals for review of the Electronic Transfer Levy and is working closely with all stakeholders to evaluate the impact of the Levy in order to decide on the next line of action which will include revision of the various exclusions. As a first step, however, the headline rate will be reduced to one percent of the transaction value alongside the removal of the daily threshold.
222. Mr. Speaker, the following additional revenue measures are also proposed for implementation as apart of the fiscal consolidation programme:
- Sale of 5G Electromagnetic Spectrum;
 - Enhance Rent Tax Compliance;
 - Pursue Additional Oil Entitlement (AEO) in relation to the Jubilee Field; and
 - Revised Income Tax to exclude unrealised exchange losses from deductions and ensure that realised exchange losses on capital assets are capitalised.

Expenditure Measures

223. Mr. Speaker, key expenditure measures will also be pursued to support the fiscal consolidation process. In this regard, the following expenditure measures are proposed for approval by Parliament:
- Reduce the threshold on earmarked funds from the current 25 percent of Tax Revenue to 17.5 percent of Tax Revenues;
 - Migrate all earmarked funds onto the GIFMIS platforms and ensure they use the GIFMIS platform to process all their revenue and expenditure transactions. This reform should be completed by end of 2023;
 - Double the LEAP payment per beneficiary household from the current GH¢45 per month to GH¢90 and gradually increase number of beneficiary households from the current 344,185 households. This measure will increase the current budget on LEAP from GH¢197.5 million in 2022 to GH¢395 million;
 - Increase the budget on school feeding caterer payment by additional GH¢138 million in 2023;
 - Continue with 30 percent cut in the salaries of the President, Vice President, Ministers, Deputy Ministers, MMDCEs, and political office holders including those in State-Owned Enterprises;
 - Relevant recommendations from the on-going review of government flagship programmes under the Public Expenditure Review (PER) exercise undertaken by the World Bank will be implemented once the review is completed.
 - To ensure continuous and effective review of government flagship programmes, beginning with the 2023 Budget, all covered entities implementing government flagship programmes will be required to prepare and submit a physical/financial performance report on these programmes to the Ministry of Finance at most 6 weeks after the end of each quarter. Quarterly releases for all flagship programmes will be contingent on the submission of previous quarterly performance report. The Ministry of Finance will issue guidelines for the preparation of the performance report by end of January 2023;

- Place a cap on salary adjustment of SOEs to be lower than negotiated base pay increase on Single Spine Salary Structure for each year;
- Negotiate public sector wage adjustments within the context of burden-sharing, productivity, and ability to pay; and
- Manage public sector hiring within budgetary constraints.

224. Mr. Speaker, the following additional expenditure measures approved by Government will be implemented to improve public sector efficiency and effectiveness:

- MDAs, MMDAs and SOEs are directed to reduce fuel allocations to Political Appointees and heads of MDAs, MMDAs and SOEs by 50 percent. This directive applies to all methods of fuel allocation including coupons, electronic cards, chit system, and fuel depots. Accordingly, 50 percent of the previous years (2022) budget allocation for fuel shall be earmarked for official business pertaining to MDAs, MMDAs and SOEs;
- A ban is placed on the use of V8s or its equivalent except for cross country travel. All government vehicles would have to use GV number plates from January 2023;
- Only essential official foreign travel across government including SOEs shall be allowed. No official foreign travel shall be allowed for board members. Accordingly, all government institutions should submit a travel plan for the year 2023 by mid-December of all expected travels to the Chief of Staff for prior approval;
- As far as possible, meetings and workshops should be held within the official environment or government facilities;
- Government sponsored external training and Staff Development activities at the Office of the President, Ministries and SOEs must be put on hold for the 2023 financial year;
- There shall be a reduction in the size of all convoys;
- There is a freeze on tax waivers for foreign companies while tax exemptions for companies in the free zone will be reviewed including mining, oil and gas companies. There shall be no exemptions to such entities for the 2023 financial year;
- There is a freeze on recruitment into the civil and public service, except in very critical cases;
- Moratorium is placed on the creation of new government agencies in 2023;
- No Ministry, Department and Agency including SOEs is permitted to use public funds for the purchase and distribution of hampers in 2022;
- Additionally, there shall be no printing of diaries, notepads, calendars, and other promotional merchandise by MDAs, MMDAs and SOEs for 2024;
- All non-critical projects that can wait for a year must be suspended.

225. Mr. Speaker, the following additional expenditures measures will also be pursued to rein in on public expenditures:

- Review the management of financial clearance to, among others, (i) reflect a net zero hiring impact, (ii) be supported by a fiscal impact analysis which shows a net zero fiscal impact, and (iii) control hiring into Education and Health sectors as part of measures to control hiring into the public service;

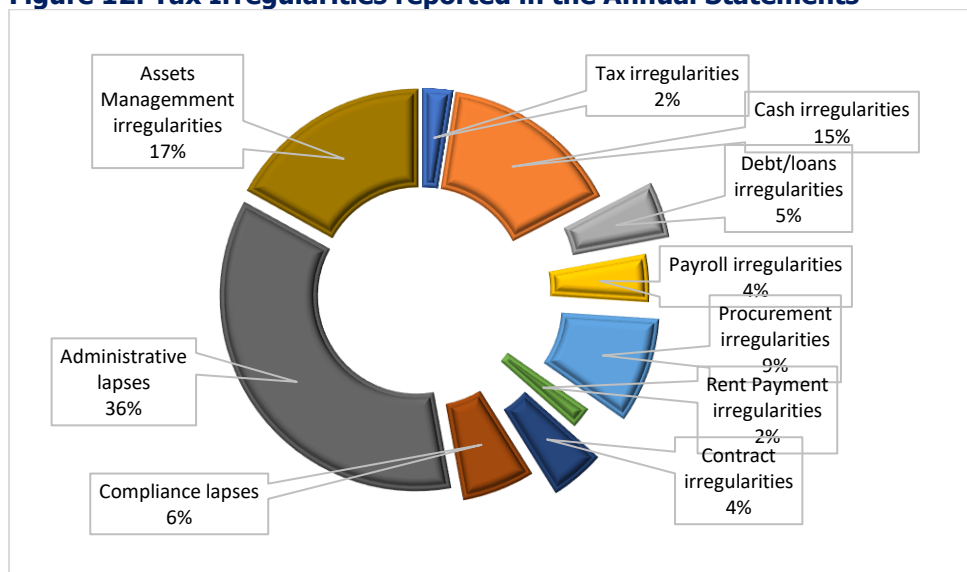
- All financial clearance requests to Ministry of Finance should be supported by approved manpower clearance letter from the Public Services Commission (PSC) or Office of the Head of Civil Service (OHCS) and consistent with the establishment limits for the applying institution;
- Introduce financial clearance for the enrolment into teacher and nursing training institutions to manage the training intake into the two sectors;
- Expunged “ghost” names from payroll through periodic payroll audits and the link of the Ghana Card to the Payroll. Thus, all public servants across the public sector should be paid their salaries based on their Ghana Card. Special arrangements will be made for public servants who do not yet have Ghana Card to be registered for the Card;
- Completely roll-out the HRMIS whilst integrating it with the payroll and the GIFMIS by end 2023;
- Place a moratorium on granting of extension of employment after retirement except in critical cases;
- Place a moratorium on bonus payment for SOEs that posts losses in the year for which the bonus applies;
- To ensure efficiency and effectiveness in the delivery of public infrastructure and provision of public goods and services as well as minimize the accumulation of arrears, expenditure commitment control system will be strictly enforced through the following, among others:
 - Ensure that, beginning with the 2023 Budget, all government expenditure transactions, without exceptions, are processed through the GIFMIS platform or any other electronic platform in use by the Government in line with Section 25(6) of the PFM Act. Appropriate sanctions as outlined in Section 98 (1b) of the PFM Act should apply to public service officers who violates these provisions;
 - A commitment to invest in a project by principal spending officer in a covered entity should only take place after an expert assessment has been completed and the justification for the investment project and efficiency is established in line with Section 33 (5) of the PFM Act. In this regard, no Commencement Certificate should be issued to any covered entity which does not comply with this requirement;
 - MDA Outstanding claims will be programmed in the 2023 Budget against MDAs to which the claims relate. These outstanding claims will be the first charge on the budget of these MDAs;
 - All procurement requests by procurement entities relating to a particular fiscal year must be backed by budgetary allocations approved for that year. This notwithstanding, all such requests must also be based on actual confirmed sources and availability of funding;
 - All procurement approvals by the Public Procurement Authority (PPA), the Central Tender Review Committee (CTRC), and the Entity Tender Committees (ETCs) relating to a particular fiscal year must be backed by budgetary allocations approved for that year. This notwithstanding, all such approvals must also be based on actual confirmed sources and availability of funding;

- No public official must sign any MOU or agreement that commits the Government of Ghana financially without prior approval or clearance from the Minister responsible for Finance; and
- Only items specified in approved MDAs' Procurement Plans posted on the PPA website can be considered for procurement contracts.

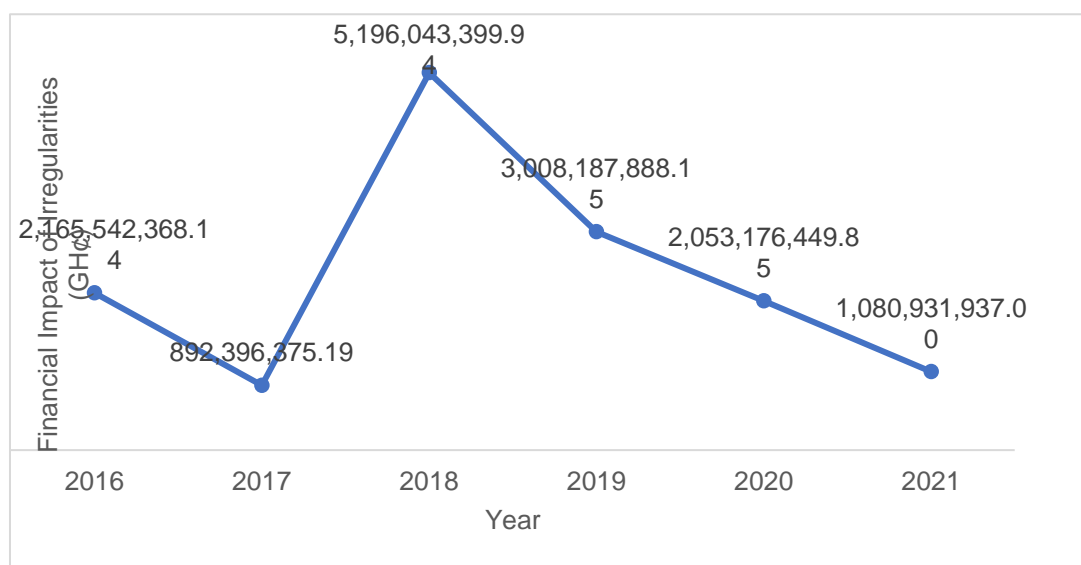
Structural Reform Programme

PFM Reforms

226. Mr. Speaker, in ensuring accountability and transparency in the use of public funds, section 88 (2) (b) of the Public Financial Management Act 2016 (Act 921) enjoins all Covered Entities to prepare annual statements indicating the status of implementation of all external and internal audit recommendations, and forward same to the Minister, Parliament, Office of the President and the Auditor-General within six months after the end of each financial year.
227. Mr. Speaker, with the objective of ensuring value for money and strict accountability in the use of public resources, the Ministry of Finance has established a robust system for the review of all the annual statements submitted by Covered Entities with strong follow-up action by Government, to ensure compliance and strengthen the internal control environment in Public Institutions.
228. Mr. Speaker, the result of the 2021 review of the annual statements are reported as follows:
- A total of one hundred and twenty-one (121) annual statements were submitted in 2021 as compared to ninety-four (94) in 2020. This represents 27.8% improvement in the submission rate over the previous year;
 - A total of three thousand two hundred and thirty-five (3,235) audit recommendations were reported. As a result of the strong follow-up actions, two thousand two hundred and forty-six (2,246) representing 69% of the recommendations were completely implemented, seven hundred and fifty-five (755) representing 23% of the recommended actions were ongoing, and two hundred and thirty-four (234) representing 7% of the recommendations were yet to be implemented;
 - The irregularities reported in the annual statements were driven mainly by administrative lapses, asset management irregularities, cash irregularities, tax irregularities, loan irregularities, payroll irregularities, contract irregularities, and procurement irregularities among others.

Figure 12: Tax Irregularities reported in the Annual Statements

229. Mr. Speaker, the work of the Auditor General and the Public Accounts Committee of Parliament is highly commendable in providing assurance over the use and management of public resources. To this end, continuous interventions would be made to ensure effective public financial management practices that safeguard public resources.
230. Mr. Speaker, a trend analysis of the financial impact of irregularities reported by the Auditor General covering the period 2016 to 2021, depicts a declining trend from 2018 to 2021, as a result of some of the accountability measures initiated by Government.

Figure 13: Trend Analysis of Financial Impact of Irregularities reported by the Auditor General from 2016 to 2021, Public Accounts of Ghana (MDA)

231. Mr. Speaker, Government will continue to implement and monitor measures for the effective management of public resources, even though the root causes of some of the reported irregularities are systemic in nature and may take some time to yield the needed results. The following are some of the key measures implemented by Government:
- Revenue mobilization measures - Government has implemented several revenue measures aimed at closing the gap in identifying, and accurately assessing tax liability, improved tax audit functions and robust revenue collection measures to ensure the timely assessment, collection and application of relevant tax penalties. These different interventions include; Revenue Assurance and Compliance enforcement, enhancement of the work of the debt management Unit at GRA, digitalization of tax revenue administration like the Ghana.gov platform, electronic VAT and the establishment of a Tax audit and quality assurance unit at the Ghana Revenue Authority;
 - Strengthening Internal Audit function in MDAs - With the objective of reducing cases of financial irregularities in MDAs, Government has revised the guidelines for the effective operations of Audit Committees to strengthen the oversight mandate of Audit committee in Covered Entities. The introduction of Audit Committees in MDAs and their independence through their composition and reporting lines introduced in the Public Financial Management Act, 2016 (ACT 921), is a major intervention by Government aimed to ensure that the head of a covered Entity, to which the Audit Committee relates pursues the implementation of any recommendation contained in all audit reports. The improvement in internal controls is aimed at preventing financial irregularities in MDAs which will lead to a reduction in cases of irregularities reported by the Auditor General;
 - Restructuring of the Internal Audit Agency - Government has initiated processes to restructure the operations of the Internal Audit Agency to provide the needed independence, adequate resources, technical capacity, professionalism, and focus on the Internal Audit function to support the prevention of financial irregularities in public institutions;
 - Expenditure commitment & Procurement control measures - Government has developed Ghana Integrated Electronic Procurement System (GHANEP) managed by the Public Procurement Authority and has commenced a pilot of the implementation of some MDAs. The Electronic Procurement System is integrated with the GIFMIS and ensures that all procurement processes initiated by MDAs are undertaken transparently with the full participation of all stakeholders in a procurement transaction based on the appropriated budget. This initiative is expected to promote procurement transparency, budget commitment control, and enhance accountability; and
 - Enforcement of Sanction under the PFM - The Ministry of Finance and the Internal Audit Agency have commenced the publication of names of MDAs not complying with some key accountability requirements in the PFM Act, to promote effective accountability by public institutions. Other administrative sanctions such as the application of sanctions per the PFM Act and the allocation of budget resources based on the resolution of audit findings are being pursued.

232. Mr. Speaker, in the spirit of improving public education regarding the report of the Auditor General, we wish to indicate that:
- Steps have been taken by the Ghana Revenue Authority on a continuous basis to recover tax irregularities which are monetary in nature, with the clarification that tax administration is a process and hence a report of tax not yet collected due to unsettled objections by a taxpayer per law should not be misunderstood as loss of tax money, which create wrong impression; and
 - Also, some of the irregularities reported are administrative and procedural in nature that do not indicate loss of money to be recovered. This usually happens in some cases on the account of inadequate engagement with the auditors during the audit fieldwork to explain some key issues or in some cases the non-provision of some key audit evidence in time to the auditors. Heads of Covered Entities are instructed to establish senior-level audit coordinating teams to engage with auditors during their field assignments and to provide relevant and appropriate responses to prevent avoidable audit findings.

Ghana Revenue Authority (GRA) Reform

233. Mr. Speaker, the GRA transformation programme is hinged on a roadmap to increase tax-to-GDP ratio from current 13% to 18% in the medium-term comparable to other countries in Africa. In line with this, the Authority has developed several technological reforms aimed at achieving this target.
234. Aligned with the Government of Ghana's National Digitalization Programme, GRA has developed a 10-Pillar Technology Transformation Programmes that will underpin the achievement of the tax-to-GDP ratio target as follows:
- Cashless policy
 - Online Filing
 - Third Party Data Sharing
 - Fundamental IT Infrastructure
 - Digital Talent
 - Digitized TCC/E-VAT invoicing
 - Digitalization of Records
 - Digitalize Internal Processes
 - Digitalize administrative Processes
 - Taxpayer Experience
235. Mr. Speaker Key component of the reform programme include:
- Online filing & payment of taxes through the Ghana Integrated Financial Management Information System (GITMIS);
 - ***Electronic VAT Invoicing (E-VAT Invoicing)***. GRA launched the first phase of its e-VAT Invoice System on October 1, 2022. The e-VAT invoicing system is to make electronic invoicing (e-invoicing) the sole medium for issuing VAT invoices. The first phase of the implementation will cover about 600 large taxpayers, including listed companies, which account for more than 80% of domestic revenue and up to 90% of VAT collections. The GRA expects to cover all VAT taxpayers by 2024.
 - ***Interim VAT System***: Pending the implementation of the integrated ITAS, opportunity exists to enhance VAT collection in the interim. This initiative

involves the introduction of a standard accounting system and the use of certified invoicing system for operations;

- **E-Commerce:** The Authority has made some strides in an attempt to get its fair share of the huge revenue potential of the online business activities. E-Commerce has seen significant growth recently within the country. Ghana purchases of online goods is predicted by Statista, Global number one business data platform to reach US\$811 million by 2024 up from US\$429 million in 2020. GRA will adopt an e-commerce /digital service system to maximise revenue collection in space. It is expected that this measures will rake in GH¢200m.
- **Electronic Tax Clearance Certificate (ETCC):** Effective October 1, 2022 taxpayers are to apply for TCC online or electronically through GRA taxpayers Portal. The ETCC is to ensure that taxpayers are up to date with any tax payments and have met all applicable tax obligations at the date of issue.
- **VAT invigilation & Mystery purchase:** GRA staff are currently stationed at the premises of some VAT taxpayers nationwide to check invoices issued customers to ensure sales are not suppressed to maximize VAT revenue. The invigilation started on 1st of September 2022. There are also occasional mystery purchases at shops to ensuring full VAT compliance. With the inspection & mystery purchases GRA hope to move VAT contribution to tax revenues higher to match our peers on the Continent.
- **GRA Automated processes has helped improved efficiency by public sector organizations:** GRA has helped improve efficiency in public sector organizations to ensure tax compliance. These organizations can now pay all their taxes (e.g., VAT, withholding taxes, PAYE & Excise taxes) with ease using GRA online services. This has helped improved compliance in these organizations.
- **Third Party Data Sharing:** In June 2020 GRA created Tax Audit & Quality Assurance Department (TAQD) to help harmonize and streamline tax audits to avoid multiple audits of the same tax types and protect taxpayers from abuse. TAQAD is currently spearheading third party data sharing with several government organizations including NIC, SSNIT & DVLA to help widen tax net. In line with this, a few MOUs have been signed with some of the government organizations taking into consideration data protection laws.
- **Digitalization of records, internal administrative Processes & taxpayer experience:** To ensure tax officers work efficiently & effectively, internal record keeping, administrative process, & customer services have been automated.

Resource Mobilisation and Allocation for 2023

Resource Mobilisation for 2023

236. Mr. Speaker, Total Revenue and Grants is projected at GH¢143,956 million (18.0% of GDP) and is underpinned by permanent revenue measures - largely Tax revenue measures - amounting to 1.35 percent of GDP as outlined in the revenue measures. Of the Total Revenue and Grants amount of GH¢143,956 million, Domestic Revenue from Tax, Oil and Gas receipts, Non-Tax receipts and Other Revenue, is estimated at GH¢141,552 million and represents an annual growth of 46.6 percent over the projected outturn for 2022.

237. Mr. Speaker, of total Domestic Revenue amount, Non-oil Tax Revenue constitutes about 70.4 percent is estimated at GH¢99,639 billion (12.4% of GDP), representing an annual growth of 44.6 percent.
238. Mr. Speaker, Non-Tax Revenue (Non-oil) is projected at GH¢12,308 million (1.5 percent of GDP) and constitutes about 8.7 percent of Domestic Revenue. Of this amount, GH¢10,627 million will be retained for use by MDAs while GH¢1,515 million will be lodged, with a potential yield of GH¢169.5 million from the IGF Capping Policy. Additionally, an estimated amount of GH¢165.4 million is expected from the implementation of the policy on the Unified Property Rate Collection.
239. Mr. Speaker, total Oil and Gas receipts is projected at GH¢23,455 million (2.9 percent of GDP).
240. Mr. Speaker, total revenue from Other Revenue sources including SSNIT transfers to the NHIL, ESL including the Delta Fund, and the Pollution & Sanitation Levy will amount to GH¢6,151 million (0.8% of GDP).
241. Mr. Speaker, Grants disbursement from Development Partners is estimated at GH¢2,403 million (0.5% of GDP). Expected Grants disbursements are solely Project-related.

Figure 14: Resource Mobilisation for 2023 (in GH¢ Million)



Source: MoF

Resource Allocation for 2023

242. Mr. Speaker, Total Expenditure (including clearance of Arrears) is projected at GH¢205,431 million (25.6% of GDP). This estimate shows a contraction of 0.3 percentage points of GDP in primary expenditures (commitment basis) compared to the projected outturn in 2022 and a demonstration of Government's resolve to consolidate its public finances in a credible and sustainable manner.

243. Mr. Speaker, Compensation of Employees is projected at GH¢44,990 million (5.6% of GDP).
244. Mr. Speaker, Use of Goods and Services is also projected at GH¢8,048 million (1.0% of GDP).
245. Mr. Speaker, Interest Payment are projected at GH¢52,550 million (6.6% of GDP). Of this amount, Domestic Interest due will constitute about 59.6 percent and amount to GH¢31,291 million.
246. Mr. Speaker, grants to Other Government Units which comprise the transfers to Statutory Funds as well as all Other Earmarked Funds is estimated at GH¢30,079 million (3.8% of GDP).
247. Mr. Speaker, Capital Expenditure (CAPEX) is projected at GH¢27,694 million (3.5% of GDP). Of this amount, Domestically Financed CAPEX is GH¢11,685 million. An amount of GH¢16,008 million has been estimated for Foreign Financed CAPEX and this will be funded by a combination of Project Grants and Loans.
248. Mr. Speaker, Other Expenditure, mainly comprising Energy Sector Levies (ESL) transfers and Energy Sector Payment Shortfalls is estimated at GH¢26,739 million.

Figure 15: Resource Allocation for 2023 (in GH¢ Million)



Source: MoF

Budget Balances and Financing Operations for 2023

249. Mr. Speaker, based on the estimates for Total Revenue & Grants and Total Expenditure (including arrears clearance), the overall Budget balance to be financed is a fiscal deficit of GH¢61,475 million, equivalent to 7.7 percent of GDP. The corresponding Primary balance is a deficit of GH¢8,925 million, equivalent to 1.1 percent of GDP.

250. Mr. Speaker, the deficit is expected to be financed from a number of sources including foreign and domestic sources. Other sources of financing from multilateral and bilateral partners are expected in the context of the IMF programme being negotiated and the implementation of a debt management strategy.
251. Mr. Speaker, I wish to notify you that, Budget items such as Interest Payments, Amortisation and Financing will be adjusted accordingly once Government's debt management strategy and financing to be provided by international partners in the context of the Fund-supported programme have been finalised.

Fiscal Contingency Planning

252. Mr. Speaker, given the uncertainties about macroeconomic environment, Government stands ready to deploy additional tools should fiscal outturns worsen than expected. On the revenue side, some of the measures that will be identified for the Medium Term Revenue Strategy being designed by the Ministry and the GRA in the context of the IMF programme could be implemented early on. On the spending side, MDAs budget allocation for Goods and Services or Domestic CAPEX would be strictly controlled by the quarterly budget allotment system.

2023 and Medium-Term Debt Management Strategy

Key Initiatives and Outlook for 2023 - GFIM

253. Mr. Speaker, facilitating the private sector's access to financing is essential for the growth of the economy. Easy access to financing for these businesses have several benefits, including lowering the nation's unemployment rate. For this reason, there is a need to improve the corporate bond market space of the debt market. The Ghana Fixed Income Market seeks to achieve this through the introduction of new products and will in 2023 launch a commercial paper market to facilitate the issuance, admission and trading of commercial papers.
254. Mr. Speaker, the GSE will keep working with the Ministry of Finance, Ministry of Public Enterprises and the State Interests and Governance Authority (SIGA) to enhance corporate governance among State-Owned Enterprises and assist these SOE's to access long-term capital through the listing of their shares on any of the GSE's three markets.
255. Mr. Speaker, the GSE and the Minerals Commission are working together on the new local content regulations that would require mining businesses with a specified minimum capital expenditure to list on the Exchange. This local content policy seeks to increase local investor participation in these mining companies. The GSE will also continue its collaboration with the Association of Ghana Industries (AGI), the Ghana Investment Promotion Centre (GIPC), private businesses and other industrial chambers of commerce to address the market's lack of listings and liquidity issues.
256. Mr. Speaker, the GSE has established a sustainability-themed bonds market whose rules are embedded in the GFIM Rules approved by the Securities and Exchange Commission (SEC) in April 2022. The sustainability-themed bonds

market is to demonstrate GFIM's commitment to expanding the investment options for individual and institutional investors whilst being sensitive to environmental, gender and social issues. The GSE, going forward, will be admitting sustainability-themed bonds onto the market.

257. Mr. Speaker, the GSE has also received approval from SEC for its Environmental, Social Governance (ESG) Guidelines. These guidelines are crucial to GSE operations as Ghana strives to transition from a frontier market to an emerging market. These guidelines will govern how the GSE will operate, and issuers will also be required to report in accordance with the guidelines. The guidelines will help Ghana identify the possible areas for growth, manage risks, and advance sustainability.
258. Mr. Speaker, in accordance with the execution of GSE's 3-year strategic plan, the GSE will keep collaborating with market participants to introduce FINTECH-related products and make technological investments to improve the robustness of the market and increase market participation.
259. As proof of GSE's efforts to fortify relationships with international partners and associations, as well as position itself as a globally recognized securities' market, the GSE is now a full member of the World Federation of Exchanges and the UN Sustainable Stock Exchange Initiative. The GSE will keep contributing to the African Securities Linkage Project, which aims to create a single, borderless African capital market.

Debt Sustainability Analysis

260. Mr. Speaker, the Debt Sustainability Analysis (DSA) based on the macroeconomic outlook has been conducted. The DSA primarily is an analysis of the country's capacity to finance its policy objectives and service its debts without undue large adjustments, which could otherwise compromise its stability. It covers public, publicly guaranteed debt of central government and partial non-guaranteed debt of SOEs.
261. Mr. Speaker, the sustainability of Ghana's debt has been continuously affected by the negative impact of exchange rate depreciation, particularly on external debt, as well as the crystallization of significant contingent liabilities in recent years. The current DSA conducted reveals that Ghana is now considered to be in "high risk of debt distress" as the indicators of the external and public DSA remain high above the thresholds over the projection period.
262. Mr. Speaker, despite the heightened debt levels, Government remains committed to ensuring that debt is brought to sustainable levels over the medium to long-term. To this end, Government will continue to deepen its debt management reforms to address public debt challenges identified in the portfolio. Government will also collaborate effectively with all relevant stakeholders including the Ghanaian public, investor community and development partners to ensure that debt sustainability is restored.

263. As part of these reforms, Government will continue to strengthen its oversight of all SOEs in particular, financial and energy sectors. The reforms and discipline at the SOEs will reduce potential fiscal risks from incidence of contingent liabilities.

264. The preliminary DSA assessment results are provided in Figures 7 and 8.

External Debt Activities of Government

265. Mr. Speaker, to ensure debt sustainability in the medium term, Government will actively engage bilateral and multilateral development partners to raise concessional financing which would be channelled directly into supporting the budget (budget support). Government will therefore limit contracting new debt from non-concessional sources. The limit will apply to debt contracted by SoEs and all covered entities. For 2023, no new debt will be contracted from non-concessional sources.

Medium-Term Debt Management Strategy

266. Mr. Speaker, the Medium-Term Debt Strategy (MTDS) is based on the debt management objectives as stated in Section 58 of the Public Financial Management Act, 2016 (Act 921). The objectives includes ensuring that the financing needs of Government for the medium term are met on a timely basis; borrowing costs are as low as possible and consistent with a prudent degree of risks; promotion of domestic debt market and pursuing any action considered to impact positively on the public debt.

267. Mr. Speaker, taking due cognisance of rising inflation and interest rates across the global economy and volatility on the international capital markets, the Medium-Term Debt Management Strategy for the period 2023 – 2026 is to focus on appropriate financing to meet Government's funding needs on a timely basis and at a relatively lower cost subject to prudent levels of risk.

268. Mr. Speaker, the strategy for public debt management over the medium-term is strongly hinged on returning to sustainable debt levels and improving the economy's resilience to external headwinds.

269. Mr. Speaker, Government is optimistic that the domestic market will be able to provide the required funding for 2023. Given the importance of the domestic market, government will undertake reforms including addressing fragmentation of domestic instruments by consolidating existing bonds to build benchmark bonds, thereby, facilitating trading on the secondary market.

270. Mr. Speaker, in line with the debt management strategy for 2023, treasury bills will be issued mainly for the purposes of cash and liquidity management. The strategy also proposes building up buffers to reduce Government's exposure to volatilities from debt markets.

Debt Limits and Project Financing

271. Mr. Speaker, in line with our objective to restore debt sustainability, concessional loans will be the preferred financing option for projects. We, however, recognize

that there may be cases where non-concessional borrowing may be required to finance critical transformative projects. The quantum of such non-concessional financing will be determined within limits that are consistent with our debt sustainability programme. We will inform this House by the time of the mid-year review of projects that will be financed within our non-concessional borrowing limits. Accordingly, we will not publish any list of projects to be financed from external non-concessional loans in this budget (previously titled 'Appendix 10C').

Financing Conditions and Domestic Market Performance

272. Mr. Speaker, global markets have experienced extreme volatility in 2022. The financing conditions in recent times tightened further as central banks raise policy rates to decisively contain inflationary pressures. The monetary policy tightening trend has resulted in widening sovereign bond spreads across Emerging Markets (EM) and Developing Economies, leading to higher currency depreciation, currency risks, and elevated debt profiles.
273. Mr. Speaker, the markets witnessed a broad-based redemption pressure across EM hard currency (HC) and local currency (LCY) debt funds. EM LCY debt has seen significant outflows, as the USD strengthened the most since 2002; such strength remains a key headwind for EM local debt. As at end of September 2022, 97 percent of EM hard currency fixed income investors tracked to have negative returns in 2022YTD. According to estimates, investors have pulled over US\$50billion from emerging market bond funds this year, the most severe in at least 17 years.
274. Mr. Speaker, Ghana's domestic market witnessed liquidity tightening in the fixed-income market for most part of 2022. Inflation remains elevated, and the balance of risks is on the upside. Market sentiments remained bearish in the local markets with the overall tone unchanged as selling interest continues to dominate due to high market uncertainties. The government's year-to-end October 2022 net financing of the public sector borrowing requirement was only GH¢8,242.4 million compared to the same period last year's net financing of GH¢25,491.4 million.

Debt Operations

Restoring Debt Sustainability over the Medium-Term

275. Mr. Speaker, our internal Debt Sustainability Analysis (DSA) shows that the public debt position in the medium-term is unsustainable and requires immediate redress. The analysis identified a number of risks including cost of funding risks, rollover/refinancing risks, elevation in market risks, contingent liability risks, operational risks, liquidity risks and legal risks.
276. Mr. Speaker, to sufficiently address these risks and bring the debt stock to sustainable levels, government is embarking on a debt operation programme. The debt operation programme among other measures will address the internal and external imbalances in the economy.
277. Mr. Speaker, other critical debt management reforms such as the newly introduced Benchmark Bond Guidelines will be implemented. This will deepen the

domestic market, improve market transparency, and reduce fragmentation in the issuance of government securities.

278. Mr. Speaker, the details of the debt operation programme will be announced soon to the public and the investor community after the necessary engagements with all relevant stakeholders.

Debt Reforms

Introduction of Benchmark Bond Guidelines

279. Mr. Speaker, to achieve the Government's debt management objective of having a matured and robust domestic debt market, the Ministry of Finance in collaboration with the Ghana Fixed Income Market have developed a Benchmark Bond Programme Guidelines for the domestic debt market. The guidelines are aimed at ensuring an efficient secondary market trading and enhance transparency in price discovery.
280. Mr. Speaker, benchmark bond programme guidelines is expected to help:
- extend the yield curve and achieve fewer but larger size instruments in the portfolio;
 - increase bond market liquidity and sustain a stable yield curve;
 - enhance price discovery and secondary market trading;
 - allow for product innovation and facilitate performance evaluation of portfolios; and
 - increase participation by non-bank players such as pension sector firms, insurance companies, and foreign investors, as they can price on the curve effectively.

2023 and Medium-Term Petroleum Receipts and Utilisation

281. Mr. Speaker, consistent with section 10 of the First Schedule (Section 17) of the PRMA (Act 815) as amended, the Benchmark crude oil price for 2023 is **US\$88.55 per barrel**, down from the price of US\$94.83 per barrel used in the 2022 Mid-Year Fiscal Policy Review. The Benchmark crude oil price of **US\$88.55 per barrel** reflects projected average Brent crude oil prices from reputable international institutions such as the IMF, Bloomberg, Fitch and the World Bank.
282. Mr. Speaker, the gas price for 2023 is projected at US\$6.46 per MMBtu, estimated as a seven-year moving average in line with the PRMA. The Gas prices are escalated by a blend of the US CPI/PPI index and the Henry Hub Spot Price Index to capture inflationary trends and movement in global gas prices on the well-head price of gas, in line with the specific contracts.

2023 Benchmark Output

283. Mr. Speaker, the 2023 Benchmark crude oil output is estimated at 52.61 million barrels (144,145 barrels of crude oil per day), based on a three-year simple average of each producing field's actual and projected outputs in line with the PRMA.

284. Similarly, the Benchmark gas output, has been estimated at 107.55 trillion Btu for 2023. The gas output was converted from Bcf to trillion Btu using the conversion factor of 1,060 btu / scf.

2023 Benchmark Revenue

285. Mr. Speaker, the projected petroleum receipts for 2023 is **US\$1,484.47 million**. The total petroleum receipts are made up of Royalties (US\$261.36 million), Carried and Participating Interest (US\$678.46 million), Corporate Income Tax (US\$543.65 million) and Surface Rentals (US\$1.0 million). Of the amount of US\$1,484.47 million, US\$368.83 million will be ceded to the National Oil Company (GNPC) for its Equity Financing Cost (US\$236.13 million) and its share of the net Carried and Participating Interest (US\$132.70 million) as shown in Table 9.
286. Mr. Speaker, the Benchmark Revenue, is estimated at US\$1,115.64 million. Of this amount, a total of US\$780.95 million has been allocated to the Annual Budget Funding Amount (ABFA), while the Ghana Petroleum Funds (GPFs) receive US\$334.69 million. The GPFs receipts will be distributed between the Ghana Stabilisation Fund (US\$234.28 million) and Ghana Heritage Fund (US\$100.41 million), as shown in Table 24.

Table 24: Revenue Distribution in the Medium-Term (GNPC & GoG)

No.	Items	Unit	2023	2024	2025	2026
1	Transfer to National Oil Company (NOC)	USD mn	368.83	263.37	271.35	312.99
1.1	o/w Equity Financing	USD mn	236.13	130.65	127.02	161.96
1.2	o/w 30% share of Net Carried & Participating Interest	USD mn	132.70	132.72	144.33	151.03
2	Benchmark Revenue (BR)	USD mn	1,115.64	1,194.34	1,319.94	1,389.75
2.1	o/w Annual Budget Funding Amount (ABFA)	USD mn	780.95	836.04	923.96	972.82
2.2	o/w Transfer to the Ghana Petroleum Funds (GPFs)	USD mn	334.69	358.30	395.98	416.92
2.2.1	o/w Ghana Stabilization Fund	USD mn	234.28	250.81	277.19	291.85
2.2.2	o/w Ghana Heritage Fund	USD mn	100.41	107.49	118.80	125.08
3	Total Amount Distributed	USD mn	1,484.47	1,457.71	1,591.29	1,702.74

Source: MoF

287. Mr. Speaker, the medium-term total petroleum receipts are projected at, US\$1,457.71 million, US\$1,591.29 million, and US\$1,702.74 million for, 2024, 2025 and 2026, respectively. The corresponding crude oil price and production volumes in the medium-term are shown in Table 25.

Table 25: Sources of Petroleum Revenue in 2023 & Medium-term

No.	Items	Unit	2023	2024	2025	2026
1	Royalties	USD mn	261.36	220.29	233.12	254.92
1.1	o/w Crude Oil	USD mn	261.36	220.29	233.12	254.92
1.2	o/w Gas	USD mn	0.00	0.00	0.00	0.00
2	Carried and Participating Interest	USD mn	678.46	573.06	608.13	665.39
2.1	o/w Crude Oil	USD mn	678.46	573.06	608.13	665.39
2.2	o/w Gas	USD mn	0	0	0	0
3	Corporate Income Tax	USD mn	543.65	663.30	748.96	782.43
4	Surface Rentals	USD mn	1.00	1.07	1.08	0.0
5	TOTAL PETROLEUM RECEIPTS	USD mn	1,484.47	1,457.71	1,591.29	1,702.74

Memo

1	Price	USD/bbl	88.55	75.57	78.09	84.06
2	Benchmark Production (crude oil)	Million bbl	52.61	52.96	54.97	56.17

Source: MoF

2023-2025 Proposed ABFA Allocation Priority Areas

288. Mr. Speaker, Section 21 (5) of the Petroleum Revenue Management Act (PRMA) 2011 (Act 815) provides that *"in order to maximize the impact of the use of the petroleum revenue, the Minister shall prioritize not more than four areas specified in subsection (3) when submitting a programme of activities for the use of the petroleum revenue"*(i.e. for Annual Budget Funding Amount (ABFA)). *"(6) The programme shall be reviewed every three years after the initial prioritization, except that in the event of a national disaster, the Minister may make a special request to Parliament for a release of revenue"*.
289. Having exhausted the three (3) year period for the Priority Areas implemented for the 2020-2022 period, there is the need to review the Priority Areas for the next three (3) years (2023-2025).
290. Mr. Speaker, a review of the twelve (12) Priority Areas provided by section 21 (3) of the PRMA for selection of the four (4) Priority Areas for ABFA allocation, and taking cognizance of factors such as the President's Coordinated Programme of Economic and Social Development Policies (2017-2024), Government Priorities, and Recent developments in the world economy, the following priority areas are proposed for consideration for the 2023-2025 period:
- Agriculture including Fisheries;
 - Physical Infrastructure and Service Delivery in Education and Health;
 - Roads, Rail, and Other Critical Infrastructure; and
 - Industrialization.
291. Mr. Speaker, having observed a thin spread of the ABFA resources over the years and a few legacy projects implemented so far, the ABFA funds will be used to undertake legacy projects to ensure maximum impact for citizens to realize the

full benefits of the production of Oil and Gas in Ghana. The allocation of 2023-2026 ABFA resources are, therefore, guided by the principle of implementing few but impactful projects.

292. Mr. Speaker, in this regard, projects such as the Accra Tema Motorway & Extension and the Pwalugu multi-purpose dam will be supported with ABFA resources.
293. Mr. Speaker, to deliver the Accra Tema Motorway and Extension PPP Project, there is the need to de-risk the project and also to make it affordable for the end user. This is to enable the project to be attractive to lenders and equity investors. To this end, a total sum of the Ghana Cedi equivalent of \$380million in respect of Equity and Viability Gap Funding has been allocated under ABFA Funding to be disbursed to the GIIF SPV to execute the project over a three year period.
294. Mr. Speaker, for 2023, the Ghana Cedi equivalent of the sum of \$125million has been allocated, while indicative allocations of the Ghana Cedi equivalent of \$102million and \$153million have been made for 2024 and 2025 respectively.

SECTION FIVE: RESTORING AND SUSTAINING MACROECONOMIC STABILITY AND RESILIENCE THROUGH INCLUSIVE GROWTH & VALUE ADDITION

Introduction

295. Mr. Speaker, in spite of the impressive growth performance that preceded the COVID-19 pandemic in March 2020, inherent structural weaknesses exposed the Ghanaian economy to external shocks. The need to build a resilient economy that is less vulnerable to future shocks became imperative. Government, therefore, launched the GhanaCARES programme as a blueprint for post-COVID recovery and economic transformation.
296. Mr. Speaker, notwithstanding the sharp economic recovery made in the immediate aftermath of the pandemic, driven by the implementation of key Government interventions, including the flagship programmes, and GhanaCARES, an unfortunate confluence of events, both global and domestic, significantly slowed down the performance of the economy.
297. Mr. Speaker, H.E. the President, in his address to the nation on 30th October, 2022, stated that we are currently in the midst of a crisis. This is partly driven by escalating fuel prices caused by the rapid loss in value of the local currency, as well as high international crude oil prices. Rapidly rising prices are eroding the real value of incomes and savings, thus, imposing economic hardships on citizens and exposing them to food and nutrition insecurity.
298. The present economic challenges compel us to act with even greater urgency to transform our economy through a renewed focus on import substitution and export orientation to promote job creation, while ensuring protection of the vulnerable.
299. Mr. Speaker, Government is, therefore, taking active steps to address the impact of these economic shocks on Ghanaians through interventions under the current national development policies, such as the GhanaCARES Programme, Government flagship programmes and Post COVID-19 Programme for Economic Growth (PC-PEG).

Import Substitution and Export Orientation

300. Mr. Speaker, Ghana's heavy dependence on imports places tremendous pressure on the Cedi, thus, creating an unfavourable balance of payments position. On average, Ghana's import bill exceeds US\$10.0 billion annually and is accounted for by a diverse range of items that include iron, steel, aluminum, sugar, rice, fish, poultry, palm oil, cement, fertilizers and pharmaceuticals.
301. Under the GhanaCARES programme, Government aims to provide support to the private sector in targeted sectors in order to accelerate competitive import substitution and export expansion, which will contribute to the overarching objective of revitalising and transforming the economy by the end of 2023.

302. Mr. Speaker, it is estimated that Ghana currently has the capacity to produce locally, items that account for about 45 percent of the value of our annual imports. These include rice, fish, sugar, poultry, cement and pharmaceuticals. To this end, Government will target these products for import substitution by supporting the private sector to increase local production. Government will, therefore, promote the formation of partnerships with existing and prospective businesses to expand, rehabilitate and establish manufacturing plants targeted at these selected items.

GhanaCARES

303. Mr. Speaker, it has been two years since the launch of the GhanaCARES programme to mitigate the severe impact of the COVID-19 pandemic on the economy. The current macroeconomic challenges facing the economy, manifesting in high food prices and pressures on the local currency, validates the current focus of the GhanaCARES Programme to bolster the productive and export capacity of the private sector. Phase II of GhanaCARES aims to support the private sector in targeted sectors to accelerate competitive import substitution and export expansion.
304. To this end, an Economic Enclave project anchored on commercial farming, is being undertaken to significantly expand our productive capacity in rice, tomato, maize, vegetables and poultry. It will be a new effort at expanding agricultural production and productivity with focus on providing support for the cultivation of up to 110,000 acres of land in the Ashanti, Central, Greater Accra, Oti and Savannah Regions.
305. Mr. Speaker, the role of government is to facilitate access to serviced arable lands for large scale commercial farming in strategic locations by focusing on land development and construction of irrigation facilities. In this regard, the programme facilitated the acquisition of a 10,000-acre land and is also supporting an existing 10,000-acre farm in the Asutsuare-Tsopoli area to cultivate rice and vegetables. Currently, 2,000 acres of land is cleared and being developed. Planting of rice on 1,000 acres is expected to be completed by end 2022. This is expected to yield about 6,000mt for the first season.
306. Mr. Speaker, in 2023, Government expects to conclude the partnership agreement with the MasterCard Foundation to provide financial and technical support for the Economic Enclave Project.
307. The programme will facilitate the full cultivation of the 20,000-acre rice farm in the Asutsuare-Tsopoli enclave. Additionally, in collaboration with the National Service Secretariat, the programme will commence cultivation on the 50,000 acres in the Sekyere Kumawu District with a focus on maize and poultry.
308. Consistent with the private sector-led approach, the programme will also engage interested private sector actors to expand and cultivate the land in the Asutsuare-Tsopoli area based on the Partnership Framework. The same approach will be

adopted for the lands secured in the Ashanti, Central, Oti and Savannah Regions.

309. Mr. Speaker, in addition to the Enclave Programme, GhanaCARES in 2023 will continue to offer catalytic support in the following targeted areas:
- work with DBG to provide funding to interested farmers
 - support MoFA to adopt the farmer registration database to deploy the farmer input subsidy programme and enhance efficiency;
 - support the Ministry of Communication and Digitalisation to establish a tech hub to improve knowledge in Technology and innovation by the youth, in collaboration with the University of Ghana;
 - promote research, multiplication and commercialisation of locally-bred and climate-resistant varieties of targeted plants;
 - ensure the operationalisation of the foundry under a sustainable private sector management framework;
 - provide interest rate subsidies and direct financing; including supporting prioritised sectors in the rural economy through the ARB Apex Bank and its network of banks as agreed under the Post-COVID Skills and Productivity Enhancement Project;
 - support the implementation of the National Unemployment Insurance Scheme; and
 - support the promotion of tourism through infrastructure refurbishments and services.

YouStart

310. Mr. Speaker, under the YouStart programme, Government intends to create a minimum of one million jobs for the youth over the period 2022-2025, through the provision of soft loans for the setting-up of youth-led enterprises.
311. The YouStart programme was successfully piloted with 70 beneficiaries and an amount of GH¢1.98 million disbursed to support youth-led (below the age of 40 years) SMEs with training and capacity building, access to markets, technology, procurement opportunities, business development support services, compliance and quality assurance support and finance. The beneficiary sectors included poultry, agro processing, ICT, textiles, and food processing among others.
312. Mr. Speaker, feedback from the pilot phase guided the comprehensive structuring of the programme, targeting different categories of entrepreneurs grouped into:
- District Entrepreneurship Programme (DEP) to support nascent micro businesses with micro loans and starter pack products of up to GH¢50,000 and self-employed businesses with up to GH¢100,000;
 - commercial programme to support medium-sized businesses with a standardised loan product of up to GH¢500,000 at a concessionary interest rate; and
 - YouStart Grace to target unemployed youth, especially the vulnerable, women, and rural entrepreneurs through faith-based organisations across the country.

313. Mr. Speaker, Government signed an MoU with the Ghana Association of Banks (GAB) for the implementation of the commercial programme. Subsequently, Government signed an agreement with 11 commercial banks defining the relationship between Government and the banks under the YouStart commercial programme. These banks are Access Bank, ARB Apex Bank, ABSA Bank, Ecobank, Cal Bank, Consolidated Bank Ghana, Fidelity Bank, FBN Bank, GCB Bank, Universal Merchant Bank and OmniBSIC Bank. The banks committed a total of GH¢1.169 billion to participate in the commercial programme, which represents 30 percent of the funding portfolio.
314. Mr. Speaker, Government facilitated the design of an online loan management system to receive applications from the targeted groups and harmonise the operations of the various implementing agencies (GEA and NEIP), participating financial institutions (PFIs), and partners (NYA, Ghana TVET Services, and YEA) under the programme.
315. Mr. Speaker, a press launch for the DEP was held in November 2022 and is expected to launch the Commercial Programme by end 2022. This will enable the system go live for the youth to access the application portal and training necessary for accessing the benefits under the programme.
316. Mr. Speaker, the response from the youth has been tremendous since the opening of the YouStart Ghana Jobs and Skills application portal. As at 20th November, 2022, about 26,500 applications have been received.
317. In 2023, Government will fully roll out all the key elements of the YouStart Programme i.e. training and equipping applicants with the relevant skills, access to market, technology and financial support to enable them start and grow their businesses.

One District One Factory (1D1F)

318. Mr. Speaker, the One District One Factory (1D1F) Initiative, which was designed to expand the productive capacities of new and existing district enterprises, continued to make remarkable progress in 2022. To date, 296 1D1F projects are at various stages of implementation, out of which 126 are currently operational, 143 are under construction, and 27 are pipeline projects.
319. In 2023, Government will intensify support to existing and new manufacturing enterprises with technical assistance, credit facilitation, and access to electricity and other infrastructure.

Automotive Assembly Programme

320. Mr. Speaker, Government developed a new Components Manufacturing Policy which seeks to support the production and supply of components and spare parts for the automotive industry. The Ministry of Trade and Industry will launch and commence implementation of the policy in 2023.

Agriculture and Food Security

321. Mr. Speaker, Ghana has the potential to achieve food self-sufficiency and export the surplus. Strategic interventions, higher investments and innovative approaches are vital to avert a crisis and insulate the country from the threat of food insecurity. To this end, mainstream interventions such as the Planting for Food and Jobs (PFJ) programme will be complemented by the under-listed specialised interventions that will serve as direct and indirect responses to the current crisis.

Promotion of organic Fertilizer

322. Mr. Speaker, the recent global crisis has severely disrupted inorganic fertilizer supply chains and this has resulted in sharp increases in prices making it difficult for farmers to access the commodity. This has the potential to decrease food production and threaten food security.
323. Mr. Speaker, the Ministry of Food and Agriculture is intensifying efforts to promote the local production and use of organic fertilizers. Further to this, under the subsidy programme, the Ministry increased the quota for organic fertilizer suppliers to cover the shortfall in supply of inorganic fertilisers.
324. A capacity building programme in Integrated Soil Fertility Management (ISFM) for farmers and an extensive awareness creation campaign on the use of local organic fertilisers will be embarked on.

Regulation of Grain Exports

325. Mr. Speaker, the Ministry of Food and Agriculture, in collaboration with the Ministry of Trade and Industry, is regulating the export of major staples, especially grains, to avoid shortages of the commodities in the local markets. The measure requires grain exporters to acquire Export Permits.

Fisheries and Aquaculture Development

326. Mr. Speaker, it is estimated that the fisheries and aquaculture sector provides direct and indirect jobs for an estimated 10 percent of the population. However, domestic fish supply remains below demand, creating an average annual deficit of about 730,800mt, which is met through imports. Faced with depleting marine and inland fishing stocks, aquaculture has assumed a pivotal role in meeting the country's fishing and nutrition requirements.
327. Under the Aquaculture for Food and Jobs (AFJ) Programme, the strategy for transformation of the sector will be driven largely by attracting private sector investment, applying high-quality extension services, and extensively applying the results of research to promote the efficiency and effectiveness of operations. Based on the successful implementation of the 1st Phase of AFJ in 2022, the Ministry aims to expand the coverage of the programme in 2023.
328. Mr. Speaker, expected amounts of GH¢175 million and GH¢70 million will be generated from annual production of 3,500mt of catfish and 2,800mt of tilapia, respectively. By the end of 2023, a projected 3,610 people will be directly

employed in the value chain, and an estimated 10,830 indirect jobs will also be created in fish processing, handling, and trade.

Tourism

329. Mr. Speaker, according to the United Nations World Tourism Organization, tourism is one of Africa's most promising sectors in terms of development which represents a major opportunity to foster inclusive development, increase the region's participation in the global economy and generate revenues for investment in other activities, including environmental preservation.
330. Mr. Speaker, as set out in the medium-term goals of the National Tourism Plan, tourism was prioritised as an accelerator for economic development, investment, development of infrastructure, and for job creation. This will be achieved by leveraging existing programmes and projects to strengthen the sector's linkages with related sectors and relevant supply chains (i.e. agriculture, handicrafts, transportation, and construction).
331. Mr. Speaker, the Ghana Tourism Authority (GTA) will mount an aggressive awareness programme under its 'See Ghana, Eat Ghana, Wear Ghana, Feel Ghana' campaign to promote patronage of made in Ghana products in the tourism and hospitality industry. There will be conscious engagement with hoteliers and restaurateurs to serve local food and beverages, use local artefacts, furniture and fixtures, in the interior decoration of hospitality outlets in order to reduce the import component of inputs for the operation of businesses in the sector.
332. A series of stakeholder engagements with Ministry of Agriculture, AGI, poultry farmers and various trade associations in the sector to explain the positive economic impact of the Buy Local/Eat Ghana strategy will be held across the regions. Input suppliers will also be alerted on the standards required by the tourism sector to ensure a proper fit.
333. Mr. Speaker, GTA will aggressively promote investments and private sector participation in the development of potential tourist attraction sites. The Authority will work closely with GIPC to provide incentive packages for local and foreign investors to invest in the tourism sector. Government will adopt a Public Private Partnership (PPP) approach to accelerate the addition of complementary hospitality leisure and entertainment facilities to prolong the stay of visitors at the tourist sites to boost domestic tourism.

Investment Promotion

Strategic Investments to Boost FDI Inflows

334. Mr. Speaker, GIPC will provide solutions to investors in Ghana to increase and retain foreign direct investment inflows as well as reinvestments. Strategic investments are being pursued to achieve an FDI target of US\$3.0 billion by the end of 2023 in line with the GhanaCARES programme, the 10-point industrialisation programme of the Ministry of Trade and Industry, and the SDGs. This will attract investments into critical sectors to consolidate and improve upon the gains made.

335. Currently, GIPC has repositioned itself to serve the growing investor ecosystem through the creation of the Investor Aftercare Services Division within the Centre to facilitate the resolution of challenges and bottlenecks encountered by investors. The Diaspora Investment Desk was created within the Centre to provide seamless investor support and to be an accurate information hub on investment opportunities for the diaspora community. Furthermore, it is expected that investment leads, identified from external promotion missions and incoming delegations hosted in Ghana, will yield dividends in the coming year.

African Continental Free Trade Area

336. Mr. Speaker, Government will continue to embark on efforts aimed at positioning our economy to take full advantage of the African Continental Free Trade Area (AfCFTA). These advantages will not come automatically and will have to be pursued strategically. The Ministry of Trade and Industry will sensitise and support local companies to take advantage of opportunities available under the AfCFTA to boost intra-African trade. This will permit the settling of a substantial component of international trade in local currencies thereby mitigating exchange rate risks.
337. Mr. Speaker, AfCFTA offers huge opportunities for Ghana to pursue an export-led economic recovery. The National AfCFTA Office under the Ministry of Trade and Industry is working with over 200 Ghanaian companies to facilitate their entry into the African market. These include about 70 1D1F companies whose products are currently undergoing the registration process for the AfCFTA certificate of origin. In addition, to ensure inclusiveness of all key sectors of the economy, 360 women and youth-led SMEs have been targeted for training and capacity building to facilitate trading under AfCFTA.
338. Mr. Speaker, in October 2022, the Guided Trade Initiative (GTI) was launched in Accra to kick start commercially meaningful trading under AfCFTA. Ghana and seven other state parties — Cameroon, Egypt, Kenya, Mauritius, Rwanda, Tanzania and Tunisia — were selected to undertake the pilot trading. The products identified for the Initiative include batteries, tea, coffee, ceramic tiles, processed meat products, corn starch, sugar, and pasta, amongst others, in line with the AfCFTA focus on value chain development. It is expected that at least 96 products will be traded under the GTI, and the Initiative will be reviewed annually to expand the list of countries.
339. Government will develop and implement policies to attract investment into strategic manufacturing sectors and use the network of missions and representational offices on the continent to pursue market access opportunities for Ghanaian products. As a critical component of the Government's export orientation programme, the Government will strengthen export-finance institutions to deliver tailor-made support for exports under AfCFTA.

Export Promotion

340. Mr. Speaker, the Ghana Export Promotion Authority (GEPA), under the auspices of the Ministry of Trade and Industry launched the National Export Development Strategy (NEDS) in October 2020. The strategy sets out a clear vision of the desired evolution of Ghana's non-traditional export sector and is expected to achieve a revenue target of US\$25.3 billion by 2029.
341. Mr. Speaker, through this strategy, GEPA raked in an estimated US\$3.3 billion of non-traditional export (NTE) revenues in 2021. Revenues from NTEs as at June 2022 is estimated at US\$1.8 billion and is expected to reach US\$4.8 billion by the end of 2022, with a projected target of US\$5.7 billion in 2023.
342. Mr. Speaker, to achieve these targets, GEPA will enhance its coordination role by supporting key export-sector stakeholders. The Authority will also leverage on the opportunities AfCFTA provides to pursue aggressive market entry programmes in selected African markets.
343. In 2023, GEPA will establish Export Trade Houses (ETHs) in selected markets to promote made-in-Ghana products, including the completion of the first ETH in Kenya. Additional ETHs are planned for other African countries, the United States of America and Europe.
344. Mr. Speaker, GEPA will also promote opportunities for local Ghanaian businessmen and investors to invest in export product transformation and value addition at the district level in partnership with the Ministry of Local Government, Decentralisation and Rural Development under the Local Economic Development (LED) initiative. The programme will also focus on building the capacity of SME exporters to enhance operations and access to markets.
345. Selected priority products such as cocoa derivatives, cassava value chain products, fruits and vegetables will be developed for enhanced market access. The supply base expansion initiative of GEPA for products such as coconut, pineapples, cashew and shea derivatives will be continued.
346. Promoting the creative arts for new markets is part of the product and market diversification strategy. Key in the plan is the support for Ghanaian films, drama and other forms of arts for international exposure and marketing.

Private Sector Interventions

Development Bank Ghana and Ghana Incentive-based Risk Sharing for Agricultural Lending

347. Mr. Speaker, recent macroeconomic developments require accelerated support to the private sector to facilitate economic transformation. In this regard, Government through the Development Bank Ghana (DBG), Ghana Incentive-based Risk-sharing System for Agricultural Lending (GIRSAL) and the Ghana Commodity Exchange (GCX) are engaging with the private sector to develop a plan that will serve as the basis for intervention to formalise and improve the domestic aggregator system.

348. By this, Government will promote the establishment of large, private sector-led, commodity aggregating firms, which are expected to trade through the GCX, and streamline the ecosystem for off-farm agricultural activities.
349. The Board of DBG approved the establishment of a GH¢500 million special credit programme – the DBG Emergency Economic Programme (DEEP). The objective of the project is to support businesses in the agribusiness value chain at preferential rates over the next five years to build economic resilience and lay the foundation for accelerated growth. The priority sectors are poultry, rice and cereals, pharmaceutical manufacturing, tourism, and textiles and garments.
350. Mr. Speaker, DBG is also in the process of establishing a private equity fund to support SMEs with equity funding. The initial capitalisation of this generalist fund is about GH¢400 million. The fund, which is expected to be established by December 2022, will be leveraged by existing Ghana-based equity funds to raise additional funding to support the private sector.
351. Mr. Speaker, DBG has fully on-boarded four Participating Financial Institutions (PFIs) and will engage other financial institutions to expand its loan channels. A total of seven loans amounting to GH¢245.322 million was disbursed to SME's saving over 1,000 jobs. DBG has partnered with a PFI to build a digital lending platform to shorten the processing time for lending to SMEs, and increase its ability to reach a lot more businesses across the country.
352. Mr. Speaker, DBG, is undertaking value chain analysis and interventions to address bottlenecks in key value chains. DBG's intention is to support food security, job creation, gender mainstreaming, and equitable distribution of investments across the country. In addition, these initiatives by DBG, GIRSAL and GCX will lead to the creation of about 100,000 jobs, over the next five years.
353. Mr. Speaker, through the GIRSAL initiative, Government is directing public policy towards de-risking agricultural sector including to attract sustained private sector investments along its entire value chain. As a non-bank financial institution, GIRSAL has been at the forefront of agricultural financing through the issuance of agricultural credit guarantee instruments, to improve credit to the agricultural and agribusiness sectors.
354. Mr. Speaker, under the supervision of the Ministry of Finance, GIRSAL will provide more guarantees to encourage banks to lend to large businesses that have the potential to double their production in the short to medium term. GIRSAL signed agreements with various institutions for the implementation of the GhanaCARES Guarantee Scheme. In 2023, the value of agriculture loans for which credit guarantees will be issued to financial institutions will be increased by GH¢300.7 million to help smoothen cost of doing business.

Ghana Agricultural Insurance Pool (GAIP)

355. Mr. Speaker, The National Insurance Commission, is spearheading the development of agricultural insurance for farmers through the Ghana Agricultural Insurance Pool (GAIP). GAIP provides traditional agricultural insurance and index-based weather insurance products to commercial and small-holder farmers. An estimated US\$400 million in agricultural insurance will be extended to eligible farmers in 2023.

Energy Security

356. Mr. Speaker, as part of efforts to ensure power is affordable for industrial, commercial and residential use, Government substantially completed a renegotiation and restructuring exercise of Power Purchase Agreements ("PPAs") with six operational Independent Power Producers ("IPPs"), namely, Karpower, Cenpower, Early Power, Twin City Energy (formerly Amandi), AKSA Energy and CENIT Energy.
357. In this regard, Government pursued cost-cutting initiatives, including conversion to a tolling model, refinancing of expensive debt, profiling of tariffs and switching power plants from imported liquid fuel to locally produced natural gas as primary fuel, among other key interventions. Government successfully achieved commercial agreement with each of the IPPs. Formal agreements with AKSA Energy and Early Power were concluded, while the agreement with Karpowership is in the process of being concluded. Execution of the final agreement with CENIT is expected before the end of 2022. In addition, Cenpower has agreed to the final form of the draft agreement while Twin City Energy and Government are close to finalising all contractual documentation.
358. Mr. Speaker, the new agreements with the six IPPs, when finalised and executed, offer estimated nominal savings of more than US\$4 billion (with a Net Present Value of approximately US\$3.5 billion) over the next 5 years. These savings are expected to accrue from a combination of reduced capacity and energy charges across the IPPs. A total savings of US\$12 billion is expected when all agreements are finalised and executed.
359. These crucial negotiations underscore Government's firm resolve to execute a structured, transparent and objective sector restructuring process, all with a view to ensuring a sustainable, fair and balanced energy sector for all stakeholders.

Climate Change

360. Mr. Speaker, global warming poses major threats to the world economy given its negative impacts on health, food and directly to the economies of climate vulnerable countries like Ghana. According to the Vulnerable Twenty (V20) Loss and Damage Report, Ghana lost US\$15.20 billion from 2000 to 2019 to climate change. This is also indicated in the October 2022 World Bank Group's Country Climate and Development Report (CCDR) for Ghana, which says at least one million more people could fall into poverty due to climate shocks, and incomes could reduce by up to 40 percent for poor households by 2050, if urgent climate actions are not taken.

361. Mr. Speaker, at COP27, Government took the opportunity to leverage its bilateral engagements to expand consultations on debt-for-nature swaps as well as increase private sector investments as key opportunities, for accelerating the transition to low carbon growth. Government recognises the need to focus on economic cooperation as a means of catalysing climate resilient growth and prosperity. Government remains committed to our Nationally Determined Contributions (NDCs) and has begun exploring the opportunistic relationship between debt and climate in the form of debt-for-nature or debt-for-climate swaps as a means of financing climate action measures.
362. By addressing the dual crises of debt and climate change, Ghana will build a climate-proof resilience into the economy, which will better equip the country to handle future shocks and protect existing infrastructure, property, lives and livelihoods.
363. Mr. Speaker, as part of efforts to mobilise more financing for our transition into a low carbon economy, Government will continue to engage the private sector to invest more private capital, through PPPs, for climate resilient infrastructure projects, as well as for the voluntary and compliance carbon markets.
364. Government developed a programme of engagement with civil society organisations to build capacity towards the implementation of the NDCs. This will be supported by the Green Climate Fund (GCF) Readiness and Preparatory Support Programme.
365. Government will continue to pursue the development of drought-tolerant crop varieties as an important climate adaptation measure, and invest in irrigation infrastructure, both large and small, across the country. Furthermore, Government will encourage diversification into livestock production as a way of increasing incomes and minimising risks arising out of climate-related crop failures.
366. Ghana assumed Presidency (2022 to 2024) of the Climate Vulnerable Forum (CVF) and Chair of the Vulnerable Twenty (V20) Group of Ministers of Finance, which is an international partnership of 58 countries highly vulnerable to a warming planet. Government will leverage this opportunity to engage based on concerns and priorities of the group while accessing risk management and adaptation resources through a climate prosperity plan.
367. As Chair of the CVF/V20 and one of the key advocates for a financing mechanism for Loss and Damage, Government is pleased to announce that COP27 ended with an agreement for the establishment of a Loss and Damage Fund aimed at providing vital financial support for climate vulnerable countries when climate disasters occur.
368. Mr. Speaker, the Inclusive Green Finance Initiative (IGREENFIN) was approved by the GCF in March 2022 for the benefit of 13 countries including Ghana. The

Initiative is expected to support the building and scaling up of the resilience and adaptive capacity of rural communities and farmer-based organisations by allowing beneficiaries to access credit lines for green agricultural investments.

Social Protection

369. Mr. Speaker, even amidst the current difficulties, Ghana remains committed to implementing social protection programmes and safeguarding social expenditures. Government will not renege on its responsibilities towards the vulnerable.

Livelihood Empowerment Against Poverty

370. Mr. Speaker, the Livelihood Empowerment Against Poverty (LEAP) Programme has, since its inception in 2008, supported orphaned and vulnerable children, persons with severe disability without any productive capacity, and elderly persons aged 65 years and above, in extremely poor and vulnerable households. The successful implementation of the programme has increased beneficiary coverage from a base of 143,552 in 2015 to 344,389 households comprising 1,827,035 individuals as of September 2022. To improve access to healthcare, 76 percent of LEAP beneficiaries were enrolled onto the National Health Insurance Scheme (NHIS) with expired cards renewed.
371. Government is committed to expanding coverage to all 2,500,000 extreme poor individuals as estimated by the Ghana Living Standards Survey (GLSS 7) by 2024. In addition, to mitigate the impact of increasing cost of living, Government will double the amount of the LEAP grant from GH¢45.00 per household to GH¢90.00.
372. Mr. Speaker, Government will implement the following activities to enhance the efficiency of the LEAP Programme and protect the most vulnerable:
- continually engage the financial service provider, and the Ghana Interbank Payment and Settlement Systems (GhIPSS) to expand the agent infrastructure to ensure timely disbursement in the field;
 - re-assess LEAP beneficiaries to ensure those above the extreme poverty line are graduated into the Productive and Livelihood Inclusion Programme.

Ghana School Feeding Programme

373. Mr. Speaker, the Ghana School Feeding Programme (GSFP) seeks to provide one hot nutritious meal on each school going day to beneficiary pupils in public basic schools in both urban and rural deprived communities across the country. The GSFP, since inception has expanded coverage from about 1,900 pupils in 2005 to over 3,448,065 as at the end of the 2021 academic year. The programme is currently being implemented in over 10,000 beneficiary schools.

National Health Insurance Scheme (NHIS)

374. Mr. Speaker, the National Health Insurance Authority (NHIA) improved claims management processes following the introduction of the e-claims and paperless systems. The Authority's total enrolment as at September 2022 was 15.16 million out of the 2022 target population of 18.21 million. It is estimated that the enrolment will increase to 20.30 million by end December 2023. The Authority is

currently considering a revision of tariffs to allow coverage of childhood cancers and long-term family planning services.

Capitation Grant

375. Mr. Speaker, enrolment has increased steadily over the years with the implementation of this social intervention. Prior to the introduction of the capitation grant, school enrolment between 2003/4 and 2004/5 academic years increased by 5.4 percent in kindergartens, and 6 percent in both Primary and JHS. The immediate impact of the introduction of the grant was increased enrolment in KG, Primary and JHS, in 2005/6 academic year, by 47.3 percent, 13.7 percent and 7.4 percent, respectively. The cumulative increases as at 2020/21 academic year, for KG, Primary and JHS are 118 percent, 40 percent and 72 percent, respectively.
376. Mr. Speaker, Government will continue to strengthen monitoring to resolve all challenges confronting the implementation of the policy.

SECTION SIX: SECTORAL DEVELOPMENT AND OUTLOOK

Introduction

377. Mr. Speaker, the Medium-Term National Development Policy Framework (MTNDPF 2022-2025) is being implemented through the Plans of Sector Ministries, Departments and Agencies, as well as District Assemblies. The Framework is informed by the Long-Term National Development Framework (Ghana@100), the Coordinated Programme of Economic and Social Development Policies (2017-2024), the Ghana Beyond Aid Agenda and Strategy, and the Ghana COVID-19 Alleviation and Revitalisation of Enterprises Support Programme (GhanaCARES), as stipulated in the National Development Planning Regulations, 2016 (L.I. 2232). The Framework is also in line with the objectives and targets of the Sustainable Development Goals (SDGs) of UN Agenda 2030 and those of the African Union Agenda 2063.
378. This section, therefore, highlights the performance of the sectors in 2022 as well as the Outlook for 2023, with regard to the implementation of the MTNDPF 2022-2025. It is organised around the broad sectors – Administration, Economic, Infrastructure, Social and Public Safety, and some key Government initiatives, as well as by MDA Budget Programmes, as outlined in the Programme Based-Budget (PBB) document.

MDA Sector Performance and Outlook

Administration Sector

Introduction

379. The focus of the Administration Sector is to ensure effective democratic governance, public financial management, local governance administration, public accountability, public policy management, as well as good international relations, development communications, and civil society engagement.
380. The programmes in this sector aim to achieve SDGs 1,3,4,6,8,10,12,16, and 17, and Africa Union (AU) Agenda 2063 Goals 2,11,12,13,15,19, and 20.

OFFICE OF GOVERNMENT MACHINERY

2022 Performance and Outlook for 2023

Management and Administration Programme

381. Mr. Speaker, the Cabinet Secretariat organised 16 meetings and two Cabinet retreats. The Secretariat produced 24 Cabinet memos and 39 Cabinet decisions and reports out of which 19 were submitted to Parliament in September 2022. In addition, the State Protocol Department (SPD) assisted in organising and hosting of Heads of State for the Emergency ECOWAS Summits and also organised eight bilateral visits of Heads of State.
382. The Monitoring and Evaluation Secretariat (MES), in collaboration with selected MDAs, developed a Government results framework to monitor and evaluate

Government flagship programmes. The flagship programmes captured in the framework include Free SHS, Planting for Food and Jobs (PFJ), One District One Factory (1D1F), Infrastructure for Poverty Eradication Programme (IPEP), Ghana School Feeding Programme, Railways Development, Agenda 111, and Coastal Fish Landing Sites, among others.

383. Mr. Speaker, the National Identification Authority (NIA) enrolled 17,220,265 Ghanaians aged 15 years and above on the National Identity Register (NIR) as at 30th September, 2022. Out of this number, 15,914,990, representing 92.4 percent received the Ghana Cards. A total of 162,086 foreigners also enrolled on the NIR and were issued with Non-Citizen Identity Cards.
384. Mr. Speaker, the NIA will continue with the provision of the following registration services: registration and issuance of approximately two million Ghana Cards in all the 292 NIA operational offices; registration of approximately 10,000 refugees and asylum seekers; registration of Ghanaians in places of detention (prisons, mental hospitals and asylums); commencement of registration of about three million Ghanaian citizens abroad; and the commencement of registration of about seven million Ghanaians under 15 years of age.
385. NIA operationalised 16 Regional and 276 District permanent offices for the continuous registration of Ghanaians, undertook an update of personal records and replacement of lost cards. NIA further established seven temporary registration points in major cities at public stadia and other similar facilities to support the ongoing National Communication Authority (NCA) Subscriber Identity Module (SIM) Card re-registration exercise.
386. The NIA will establish three Premium Registration Centres in Ashanti, Northern and Western Regions in addition to the two in Accra.

Institutional Development Programme

387. Mr. Speaker, the Ghana Scholarships Secretariat, under the District Level Decentralisation Scheme (DLDS), made payment of tuition fees for continuing students in public universities with renewed scholarship awards, as well as fresh beneficiaries for the 2021/2022 academic year. In all, 8,174 students received local scholarships under the DLDS.
388. The Secretariat also awarded foreign scholarships to 1,797 students and paid an amount of GH¢78,774,043.25 as stipends for the first half of the year for all donor sponsored and some Government of Ghana sponsored students, and tuition fees of GH¢340,301,673.50 for the 2020/2021 academic year.

Investment Promotion and Management Programme

389. Mr. Speaker, under the Millennium Challenge Power Compact Programme, the following projects were completed, commissioned and handed over to beneficiary entities: Pokuase Bulk Supply Point (BSP) and Interconnecting Circuits (ICCs); Kasoa BSP and ICCs; Low Voltage Bifurcation at the following ECG Districts –

Achimota, Dansoman, Kaneshie, Kwabenya, Legon and Mampong; as well as Kanda and Legon Primary Sub-stations and ICCs.

390. The other programmes are Meter Management System and Geographic Information System for ECG, High Voltage Distribution System and Security Lighting infrastructure upgrades in 10 selected markets and economic enclaves in Accra and Tamale, as well as Sustainable Energy Services Centres at Accra Technical University, KNUST, and the University of Energy and Natural Resources in Sunyani.
391. Mr. Speaker, the Ghana Investment Promotion Centre registered 133 new projects with foreign participation between January and September 2022, with an estimated value of US\$1,101.83 million. The foreign direct investment component of this value is US\$939.31 million and local investment component is US\$162.52 million. The total initial capital transfers for the newly registered projects, which created a total of 7,953 jobs, was US\$50.90 million.
392. Mr. Speaker, as at end-September 2022, the Microfinance and Small Loans Centre (MASLOC) distributed 221 vehicles, 642 tricycles, 550 sewing machines, and 627 hair driers to beneficiaries. In addition, the Centre disbursed a total of GH¢2.32 million to 1,247 micro credit beneficiaries and GH¢248,000 to 13 small loans beneficiaries and recovered GH¢11.36 million. The Centre monitored 15,520 micro credits, 95 small loans and 55 special project clients during the period.
393. Mr. Speaker, the State Interest and Governance Authority (SIGA) facilitated the negotiation and the signing of performance contracts between the Government and 63 specified entities for the 2022 financial year. In collaboration with the Public Enterprises Agency, SIGA organised the maiden Public Enterprises League Table (PELT) awards ceremony. TDC was adjudged the overall best specified entity for 2020.

Regulatory Services Programme

394. Mr. Speaker, the Internal Audit Agency (IAA), in its review of the 2022 audit reports, identified systemic control weaknesses with regard to procurement, cash management, and payroll, several of which have been rectified. IAA established and inaugurated six new audit committees, reconstituted 346 MDA, 260 MMDA and 15 RCC committees. The Agency also provided training for 323 audit committee members on key issues relating to status of implementation of audit recommendations.
395. In 2023, IAA will undertake the following: publish names of public institutions failing to submit quarterly reports as prescribed by the PFM Act, 2016 (Act 921); conduct nationwide payroll audit; operationalise activities in relation to the publication of the Public Financial Management League Table (PFMLT); and facilitate a revision of guidelines on effective functioning of Audit Committees.

HIV and AIDS Management

396. Mr. Speaker, the Ghana AIDS Commission's 2021 National and Sub-National HIV and AIDS Estimates Report indicated that the National Adult HIV prevalence rate is 1.67 percent and the adult (15-49) incidence rate is 0.09 percent. Out of the 15-49 prevalence incidence, those within 15-24 years recorded 0.66 percent. The report also revealed that 345,599 people are living with HIV. HIV prevalence varies across all the 16 regions, ranging from a high of 2.61 percent in the Bono Region, to a low of 0.49 percent in the Northern Region. Seven regions (Ahafo, Ashanti, Bono, Bono East, Eastern, Greater Accra, and Western) exceeded the national prevalence rate with the remaining regions scoring below the national rate.
397. Mr. Speaker, the Commission projects in the report that HIV prevalence rate will reduce from 1.67 percent to 1.50 percent by 2025. In addition, new infections and AIDS-related deaths are projected to decrease within the same period due to increased uptake of Anti-Retroviral Treatment (ART) services. The reduction in new infection and AIDS deaths is expected to lead the country to achieve epidemic control.

Infrastructure for Poverty Eradication Programme (IPEP)

398. Mr. Speaker, the Coastal Development Authority (CoDA) facilitated the completion of 27 out of 299 water systems. CoDA completed 8 out of 72 toilet facilities with 64 at various stages of completion. In addition, CoDA completed 7 market projects, 4 lorry parks, and 6 health facilities which include 2 wards and 4 CHPS compounds with 62 at various stages of completion. Other completed projects include 43 drains, 12 roads, 6 bridges, 18No. classroom blocks, 3no. libraries, 3No. teachers' quarters, 1No. dormitory block, 8No. Astro turfs, 11No. social infrastructure projects (consisting of Asomdwe Park, 4 durbar grounds, and 6 community centres).
399. Mr. Speaker, the Middle Belt Development Authority (MBDA) completed 610 projects in the Ahafo, Ashanti, Bono, Bono East, and Eastern Regions. These include 44 drains, 37 culverts, 16 bridges, 58 football parks, 12 police posts, 154 schools, 8 clinics, 17 ICT centreS/libraries, 104 boreholes, 66 institutional toilets, and 58 markets.
400. Mr. Speaker, the Northern Development Authority (NDA) completed 225 projects across various sectors in the North East, Northern, Savannah, Upper East, and Upper West Regions. These include 18 in Health, 63 in Education, 44 in Roads, 30 in Water, 7 Transportation, and 52 in Energy.
401. In 2023, the three Development Authorities will continue to execute the existing programmes and projects in line with their mandate.

Zongo Development Fund

402. Mr. Speaker, work is completed on the construction of 16No. 6-unit basic educational classroom blocks at various locations across the country: Takorase in Amansie West District; Asokore, Effiduase, and Seniagya in Sekyere East District; Akurem, Sawaba, and Parkoso in Asokore Mampong Municipal; Buoho in Afigya-Kwabre District; Juaso in Asante Akim South District; Jeserekrom in the Asante Akim North District; Bosori in the Kumasi Metropolis; Berekesse in the Atwima Nwabiagya District; Ataakrom in the Atwima Mponua District; Nsuaem in the Bosome Freho District; and Ntonso Zongos in Kwabre East District.
403. Mr. Speaker, the Fund supplied 5,550 dual desks for selected basic schools in Zongo communities across the country and completed 8No. institutional toilets with 10 units at advanced stages of completion. In addition, the Fund completed 32No. mechanised community water systems. Within the Ahafo Region, 3No mechanised water systems were completed at Yamfa and Techire in the Tano North District, 1No. was completed at Oforikrom in the Oforikrom Municipality in the Ashanti Region, and another 1No. at Elmina in the Komenda/Edina/Eguafo/Abirem (KEEA) District in the Central Region.
404. Mr. Speaker, resources from the Fund was used to complete the following projects: 4No. water systems were completed at Konongo-Odumase and Konongo-Mayanka in the Eastern Regions, as well as Hweehwee and Suminakese in the Kwahu East District. For the Greater Accra Region: 8No water systems were completed at Otsinibi in the La Nkwantanang Municipality; Sukura Zongo in the Ablekuma Central Municipality; Awoshie Zongo in the Ablekuma North, Asere Zongo and Nsomia in the Ga North Municipality and Nii Boi Town Zongo in the Okaikwei North Municipality.
405. Mr. Speaker, in 2023, the Fund will complete a 1km road surfacing and drainage project, 9No. community sports and recreational parks (Astro Turfs), and 36No. six-unit basic educational classroom blocks. The Fund will also supply and install 3000 community streetlights, supply 5400 dual desks to basic schools, and commence the construction of Phase I of 3No. Zongo Model SHS, 38No. mechanised community water systems, and 7No. 10-unit institutional toilets.

Agenda 111 Health Infrastructure Project

406. Mr. Speaker, as part of Government's goal to provide affordable universal access to health services for all Ghanaians, and in line with the plan to accelerate the implementation of the Agenda 111 project, comprising 101 district hospitals, 7 regional hospitals and 3 psychiatric hospitals, work commenced on 89 out of the 101 district hospital sites, and 2 regional psychiatric hospitals in Kumasi and Tamale.
407. Architectural and engineering designs, and tender evaluation were completed for the redevelopment of the Accra Psychiatric Hospital and 5 new regional hospitals. Construction of these hospitals will commence on completion of all necessary approvals.

408. The Agenda 111 project implementation experienced some challenges, notable among which include; land acquisition and documentation, and limited site suitability (size and topography) in some selected districts particularly in urban areas, necessitating the re-design of the hospitals. Work is steadily progressing according to revised work plans for the various affected sites to deliver the hospitals by 2024.

OFFICE OF THE HEAD OF CIVIL SERVICE

2022 Performance and Outlook for 2023

409. Mr. Speaker, the Office of the Head of Civil Service produced and distributed the 2021 Evaluation Report of Chief Directors' Performance to key stakeholders. Among other things, the Report indicated that 11 Chief Directors (38 percent) were ranked in the 'Excellent' category, 10 in the 'Very Good' category, 7 were ranked 'Good', 1 'Satisfactory' and 2 were not ranked. The Report also showed a 9.4 percent improvement in the number of Chief Directors whose performance were ranked 'Excellent' compared to the 2020 Performance Assessment.
410. Mr. Speaker, OHCS supervised the respective Chief Directors to sign Performance Agreements with 210 Officers consisting of 23 Heads of Departments and 187 Directors and Analogous Grade Officers. OHCS also organised a training workshop for selected evaluators to assist Chief Directors assess Heads of Departments and Directors and Analogous Grades, and prepare composite reports.
411. Mr. Speaker, OHCS started the piloting of the Electronic Staff Performance Appraisal Instrument (E-SPAI) in 21 MDAs. In addition, 2,464 officers participated in the planning phase of the appraisal process using the E-SPAI system compared to the target of 2,723. The E-SPAI is expected to be fully rolled out to all MDAs in 2023 to improve accountability and service delivery.
412. OHCS continued with the review of the Civil Service Act 1993, Act 327 and its Interim Regulations 1960, LI47. The draft Bill will be submitted to Cabinet for consideration in December 2022. OHCS will complete the review of the Civil Service Act, 1993 (PNDCL 327) and the associated Interim Regulations.
413. Mr. Speaker, as part of the national digitisation drive, the Public Records and Archives Administration Department (PRAAD) is working to ensure that national records and archival documents are preserved electronically. The Department digitised 40,000 archival sheets out of a target of 55,000. In 2023, PRAAD will digitise 45,000 archival sheets, decongest 5 public institutions and dispose of 1,700 boxes of records at the National Records Centre.

PARLIAMENT OF GHANA

2022 Performance and Outlook for 2023

414. Mr. Speaker, Parliament held 37 Plenary and 189 Committee Sittings to consider and approve 164 Papers and other policy proposals laid by the Executive Branch. These included 12 Bills, 67 Committee Reports, 21 Reports of the Auditor General and 3 Contractual Agreements. In addition, the House passed 7 out of 12 Bills presented, including the Criminal and Other Offences (Procedure) (Amendment) Bill, 2022. The House admitted 42 Statements, and 286 questions which were addressed by the respective sector ministers.
415. The House referred 21 reports from the Auditor-General to the Public Accounts Committee (PAC). The Committee resolved 73 percent of the Auditor-General's recommendations during the year. PAC conducted 83 Public Sittings to consider the Auditor-General's Reports for 2017, 2018 and 2019.
416. The sub-committee on Employment, Social Welfare and State Enterprises reviewed the financial statements and fiscal performance of 21 State-Owned Enterprises for the period 2018-2021. These enterprises include Volta River Authority, COCOBOD, Ghana National Petroleum Corporation, Ghana Grid Company, and Bulk Oil Storage and Transportation Company.
417. Mr. Speaker, pursuant to Article 67 of the Constitution, H.E. the President, Nana Addo Dankwa Akufo-Addo delivered, a message on the State of the Nation on 13th March, 2022 to the House. The address focused on key thematic areas including infrastructure, the macroeconomic environment, health, education and environment.
418. The Parliamentary Service Office Support Project (POSP), which will provide space for support and allied services, is 62 percent complete and expected to be completed in 2023. The e-Parliament project is also 95 percent complete.
419. Mr. Speaker, Parliament will commence the implementation of the new Standing Orders in 2023. The new Standing Orders will create new committees to enable Parliament expand oversight on the entire budget cycle and other critical policy areas. In addition, the House will complete the upgrade of the ICT facilities in the Chamber and Committee meeting rooms.

AUDIT SERVICE

2022 Performance and Outlook for 2023

Management and Administration Programme

420. Mr. Speaker, the Audit Service, constituted a Recovery Task Force in May 2022 to follow up on all outstanding disallowed expenditures between 2017 and 2020. The Task Force recovered GH¢2.2 billion out of about GH¢4.0 billion irregularities reported to Parliament.

421. The Service continued with the construction of the Kumasi and Tamale regional offices, which are 70 percent and 52 percent complete, respectively, and commenced the construction of 19 office projects across the regions with an average completion rate of 51 percent. In 2023, the Service will complete the 21 office projects across the country.

Audit Operations Programme

422. Mr. Speaker, the Service carried out 5,239 audits and special audit assignments across MDAs, MMDAs, Pre-tertiary and Tertiary educational institutions, and subvented agencies, and submitted 13 Auditor-General reports for the financial year ending 31st December, 2021 to Parliament.
423. In 2023, the Service will continue to provide assurance to the general public by auditing the accounts of all public institutions. To this end, the Service will carry out 6,337 audits. In addition, the Service will continue to build staff capacity to meet the changing landscape in auditing.

PUBLIC SERVICES COMMISSION

2022 Performance and Outlook for 2023

424. Mr. Speaker, the Public Services Commission reviewed 12 schemes of service and 32 organograms out of which, 7 schemes of service and 15 organograms were approved. The Commission organised seven schemes of service training workshops for Public Service Organisations (PSOs) and also trained 668 participants from 6 PSOs on the use of the Performance Management System intended to improve delivery in the public services.
425. The Commission enrolled 7 additional MDAs onto the Human Resource Management Information System (HRMIS), bringing the total to 70. The Commission also organised an end-user training session for 193 users from Ghana Health Service, Ghana Education Service, Local Government Service, and OHCS. Furthermore, the Commission developed training manuals to sensitise regional directors, regional human resource managers, and human resource officers in all the 16 regions for 12 piloted Central Management Agencies and MDAs.
426. Mr. Speaker, in 2023, the Commission will continue the implementation of the HRMIS roll out to MDAs and MMDAs, undertake a comprehensive human resource audit, develop organograms and schemes of service, review the performance management systems, HR corporate governance manuals, and the PSC Act 1994, (Act 482). The Commission will also conduct a citizens' satisfaction survey.

ELECTORAL COMMISSION

2022 Performance and Outlook for 2023

427. Mr. Speaker, the Electoral Commission (EC) conducted inspections of political party offices across the country to ensure compliance with the Political Parties Act 2000, (Act 574). The EC also reviewed the audit reports and financial returns of political parties, and examined the incidence of rejected ballots in the 2020 General Elections to determine gaps and make recommendations for future voter education programmes.
428. In 2023, the EC will conduct the District Level Elections, continue with the registration of voters at the district level, exhibit voters' register at the polling station level, and upgrade the ICT infrastructure for election operations.

MINISTRY OF FOREIGN AFFAIRS AND REGIONAL INTEGRATION

2022 Performance and Outlook for 2023

429. Mr. Speaker, the Ministry of Foreign Affairs and Regional Integration (MFARI) organised the AU Reflection Forum on Unconstitutional Changes of Government in Africa from 14th -18th March, 2022 in Accra. This initiative led to the Extra-Ordinary Summit of the Africa Union held on 28th May, 2022 in Malabo, Equatorial Guinea which considered measures against unconstitutional changes of Government.

International Cooperation Programme

430. The Ministry facilitated the of His Excellency, the President's participation in the 35th Ordinary Session of the Assembly of the African Union held in Addis Ababa, Ethiopia in February 2022. In addition, MFARI facilitated the participation of Ghana in the 15th African Union Extraordinary Humanitarian Summit and Pledging Conference and the 26th Meeting of the Heads of Government of the Commonwealth in Kigali, Rwanda on 22nd June, 2022. The objective of the conference was to curb human insecurity while promoting democracy and good governance for sustainable development on the African continent.
431. Mr. Speaker, Ghana was elected as a Non-Permanent Member of the United Nations Security Council (UNSC) to serve two terms from January 2022 to December 2023. Ghana is championing the international peace and security agenda as well as the equitable, inclusive, and sustainable development of all States.
432. Ghana was appointed Chair of two UN Security Council Sanctions Committees, namely the Committees on Central African Republic and Sudan. Ghana also co-sponsored with Norway the Resolution on piracy in the Gulf of Guinea, which was unanimously adopted by the Security Council as Resolution 2634 in May 2022. The Resolution called on member States to adopt criminalisation of piracy and armed robbery at sea in domestic laws.

Passport Administration Programme

433. Mr. Speaker, the Ministry undertook initiatives to improve service delivery at the Passport Office and some Ghana Missions. The initiatives included equipping 14 Missions (Abuja, Addis Ababa, Beijing, Berlin, Dubai, The Hague, London, Madrid, New York, Pretoria, Rome, Tokyo, Toronto, and Washington D.C.) to independently print biometric passports. The Ministry will pilot the E-Visa application system in Berlin, London, New York, Prague, and Washington D.C.
434. In 2023, Ghana Missions will organise trade and investment activities to promote “Made-in-Ghana” goods and services, as well as attract the needed foreign direct investment for Ghana’s industrialisation agenda. In addition, the Ministry will participate in all statutory meetings of the United Nations, the African Union, ECOWAS, the Commonwealth, and other international organisations with the view to enhance Ghana’s international image and influence.

MINISTRY OF FINANCE

2022 Performance and Outlook for 2023

435. Mr. Speaker, the Ministry of Finance (MoF) completed and issued a combined report on the review of the 2019 and 2020 Annual Statements on the status of implementation of the audit recommendations of 121 Covered Entities (i.e. MDAs and MMDAs). The 2021 Statement is due by end-December 2022. In addition, the Ministry completed 10 Value for Money (VfM) assessments of projects with a total contract value of €443.05 million, including two post-contract execution VfM audits. The process resulted in savings of about €3.61 million.

Economic Policy Management Programme

436. Mr. Speaker, the Ghana Statistical Service (GSS) produced economic data that fed into the macroeconomic stabilisation policies of Government. These statistics are also available to business decision makers, researchers, students, the general public, and the international community. Prominent among the outputs are inflation rates (in both consumer price and producer price inflation), construction input costs, and the Gross Domestic Product (GDP). Others are the maintenance and updating of external trade statistics database, and the provision of external trade statistical information.
437. Key economic activities undertaken by GSS in 2022 include the publication of: provisional, finalised, and revised annual GDP estimates for (2006-2021); newsletters on monthly consumer price index (CPI) and inflation rates (January-August 2022); newsletters on monthly producer price index (PPI) and the producer inflation rates (January-August 2022); and the monthly bulletins on the PPI. In addition, GSS collected data on a new CPI basket for rebasing. The new base year index was computed from 2018 to 2021 to account for the newly created regions.
438. Mr. Speaker, in 2023, GSS will conduct the Ghana Living Standard Survey (Round 8), Agricultural Integrated Survey (AGRIS), Integrated Business Establishment Survey (IBES), Ghana Demographic and Health Survey (GDHS), Ghana

International Tourism Survey, Domestic and Outbound Tourism Survey, and the International Cross-Border Survey.

439. The Ministry submitted a report on the verification of asset of defunct and inactive State-Owned Enterprises (SOEs) to Cabinet. In 2023, MoF will develop and finalise the Assets Management Policy Framework to guide the effective and efficient management of state assets. In addition, the Ministry will coordinate the implementation of relevant asset management responsibilities of the various MDAs in line with the Public Financial Management Act, 2016 (Act 921) and Public Financial Management Regulations, 2019 (L.I. 2378).
440. Mr. Speaker, MoF will develop guidelines and manuals to support the implementation of the State Ownership Policy after its approval by Cabinet to communicate government's expectations to all entities within the state's ownership portfolio at a strategic level, and clarify the rules around the scope, objectives and framework for state ownership.
441. Mr. Speaker, the PPP committee considered the following projects which are at various stages of preparation, procurement and contracting respectively: Automation of Traffic Law Enforcement (Traffitech-Gh); Clinical Laboratory Improvement Project; Upgrade of the Current Biometric Passport Systems; Integrated Recycling and Composting Plant Project (IRECOP); Sogakope-Lome Transboundary Water Project; Upgrading of Computer Based Test System for the Driver and Vehicle Licensing Authority; Development of Cable Car Mass Transport System; Construction of Securities and Exchange Commission Office Complex; Accra-Tema Motorway; and Three Liquid Waste Treatment Plants.
442. In 2023, the Ministry will facilitate the passage and dissemination of PPP regulations in accordance with the Public Private Partnership Act, 2020 (Act 1039) and also sensitise contracting authorities on the regulations.
443. Mr. Speaker, to improve the economic return and investment project outcomes, the Ministry under the PFM Public Investment Management Regulation, 2020 (L.I. 2411) has inaugurated the Public Investment Programme Working Committee (PIPWC) to review investment project documentation including feasibility study reports consistent with set guidelines and methodologies. The Committee has since the beginning of this year, reviewed documents relating to 13 projects in education, sanitation and works, health, agriculture and road sectors, of which 8 have been recommended for the issue of the 'Seal of Quality'. The approved projects qualify to become part of the portfolio of projects which will inform future project funding decisions in the medium term.
444. Additionally, the Ministry has facilitated the review of 65 project concept notes prepared and appraised by the Public Investment Units (PIUs) and Entity Project Committees (EPCs) of MDAs. In 2023, the Ministry will continue to support MDAs with the necessary training on investment appraisal to improve the work of the PIUs and EPC.

445. Mr. Speaker, the Financial Intelligence Centre (FIC) trained 937 participants drawn from Accountable Institutions (AIs) across the Banking, Securities, Insurance, Non-Profit Organisations, and Designated Non-Financial Businesses and Professions sectors on Anti-Money Laundering/Combating the Financing of Terrorism (AML/CFT). In 2023, FIC will enhance the risk-based supervisory mechanism of Designated Non-Financial Businesses and Professions.
446. Mr Speaker, in June 2022, Government launched the Development Bank Ghana (DBG) to provide medium and long-term financing for commercially viable businesses and projects to support Ghana's transformational agenda. In addition, Government obtained a total of US\$7.7 million from some development partners to support the implementation of the Capital Market Master Plan and towards the deployment of an enhanced supervisory framework.
447. Mr. Speaker, in 2023, the Ministry will review the Securities Industry Act, 2016 (Act 929) and draft an amendment, develop a business plan, and a legal framework for the establishment of an Investor Protection Fund. The Ministry will also develop a legal and regulatory framework for National Home Ownership and Investment Scheme, and pursue a continuous skills development programme for the Ghana Institute of Securities.

Resource Mobilisation Programme

448. Mr. Speaker, in 2022, Government continued with the programme to improve revenue mobilisation through policy review, enhanced compliance and digitalisation. All taxes due the Ghana Revenue Authority (GRA) as well as various fees and charges due MDAs/MMDAs can now be paid using the Ghana.Gov Platform. So far, payments for 1,134 services of MDAs/MMDAs are processed through the Platform. Total transactions on the Platform from January 2020 to October 2022 amounted to GH¢93.1 billion, with GRA collections accounting for about 98 percent of the transactions.
449. In 2023, deployment of the Ghana.Gov Platform will continue to cover all public sector agencies to facilitate implementation of the Treasury Single Account (TSA) for Internally Generated Funds (IGF) collections, as required under Sections 46 and 47 of the Public Financial Management Act, 2016, (Act 921). This is to achieve more efficient and transparent domestic resource mobilisation, including timely lodgement of revenue collections into the appropriate Public Fund Accounts and prevent revenue leakages.
450. The Value Added Tax Act, 2013 (Act 870) was amended to: restrict the VAT Flat Rate Scheme (VFRS) to retailers with annual turnover between GH¢200,000 and GH¢500,000; align the taxation of digital services and e-commerce with current technological developments; introduce the electronic invoicing (e-VAT) system; and introduce a penalty for unregistered traders dealing in taxable goods. The relief for local manufacturers of African prints was also extended for two years.
451. The piloting of the Excise Tax Stamps on textiles also begun in November 2022 with full implementation slated for the end of the first quarter of 2023. The

Exemptions Act, 2022 (Act 1083) was passed in July and assented to in September 2022. The guidelines and procedures for full implementation are being finalised.

452. Mr. Speaker, the Unified Common Platform for Property Rate Administration was piloted successfully and full roll-out to MMDAs and property owners will begin in January 2023. The Fees and Charges (Miscellaneous Provisions) Act, 2022 (Act 1084) was passed and MDAs have begun implementing the new schedule of fees and charges for public services, as provided for in the Act.
453. Mr. Speaker, the Electronic Transfer Levy (E-Levy) was implemented in May 2022 with a modified phased approach where charging entities temporarily used their own systems to assess and charge the levy. In July, the second phase saw the introduction of the GRA Common Platform for the assessment of the levy.
454. Mr. Speaker, a draft Model Double Taxation Policy that is in line with current legislation and international developments was prepared and is undergoing stakeholder review. Further, following the successful assessment of Ghana's confidentiality and data safeguards requirement, the country started implementing the Automatic Exchange of Information (AEOI) and begun receiving financial account information on a reciprocal basis in September 2022. The Ministry will continue to support GRA to reinforce the various aspects of AEOI compliance by implementing the Voluntary Disclosure Programme, ratifying required reports, amending relevant laws and ensuring effective compliance by financial institutions.
455. Mr. Speaker, Revenue Assurance, Compliance and Enforcement (RACE) continued with the reconciliation exercise and made additional recoveries bringing total recoveries to GH¢24.3 million. RACE also completed 98 percent of its review of OMC receipts, which are being traced to the respective designated Bank of Ghana accounts.
456. In 2023, RACE will carry out assurance on: the details of imported cargo on ICUMS to ascertain its consistency with other sources of information; commercially imported cargo to ascertain compliance by the importers with respect to their obligations under the VAT Act; and uncleared and overstayed cargo to ascertain compliance with customs processes.
457. Mr. Speaker, some COVID-19 alleviation measures introduced in 2021 were extended to the end of 2022. These included the extension of the waiver on Vehicle Income Tax and the Income Tax Stamp as well as the waiver of penalties and interests on taxes outstanding as at the end of December 2020.
458. Mr. Speaker, stakeholder engagements for the review of the taxation on betting and gambling and other games of chance which commenced in 2021 were concluded. A tax on Gross Gaming Revenue will replace Corporate Income Tax and VAT in 2023, and a token withholding tax on winnings will be introduced.

The procedures for implementation and required changes to relevant laws will be done in 2023.

459. Government will introduce an electronic tax clearance certificate system and expand the requirement for the certificate to cover additional services. This will enhance efficiency and expedite the current manual process for acquiring a tax clearance certificate (TCC) and ultimately improve tax compliance. The Vehicle Income Tax Sticker and Income Tax Stamp rates were last reviewed in 2013 and will be reviewed as part of tax restorations in 2023.
460. Mr. Speaker, withdrawals from 3rd Tier Provident Funds and personal pension schemes before retirement are subject to tax if withdrawn before ten years of contributions in the formal sector and before five years in the case of contributors in the informal sector. The government will, as a tax relief, waive the tax on early withdrawals in 2023 for persons who lose their jobs permanently or their capital due to the current economic crisis.
461. Mr. Speaker, the draft Customs Tariff with the 2022 version of the Harmonised Commodity Description and Coding System (HS Code) and the policy to introduce a self-clearance system for imports (to allow individuals to apply directly for clearance of imports without the services of a Customs House Agent) will be implemented in 2023. Government will in addition leverage the ECOWAS Supplementary Protection Measures (i.e. Import Adjustment Tax (IAT) and Supplementary Protection Tax (SPT)) under the Common External Tariffs to revise duty rates for products that can be manufactured and produced in sufficient quantities in Ghana.
462. Mr. Speaker, toll charges on public roads were removed as part of supportive policy measures under the 2022 Budget Statement and Economic Policy of Government. The fiscal policy measures to underpin the 2023 Budget for consideration and approval by Parliament include reintroduction of tolls on selected public roads and highways with a renewed focus on leveraging technology in the collection to address the inefficiencies characterized by the previous toll collection regime.

Expenditure Management Programme

463. Mr. Speaker, the Ministry organised workshops for all MDAs to discuss new expenditure measures approved by Cabinet, the effects on budget allocations, and the way forward to improve budget credibility. The Ministry organised budget hearings to ensure that MDAs adhere to the directives leading to a successful preparation of the Mid-Year Fiscal Policy Review of the 2022 Budget Statement and Economic Policy.
464. The 2021 Annual National Accounts on Public Funds was prepared on the basis of whole Government Accounting, comprising the Consolidated Fund, Internally Generated Funds, statutory funds and donor funds utilised by Ministries, Departments and Agencies (MDAs), statutory fund institutions, Metropolitan, Municipal and District Assemblies (MMDAs), and State-Owned Enterprises (SOEs).

The Ministry also prepared and submitted the 2021 Accounts on the Sinking Fund to the Auditor-General and submitted the 2021 ESLA Report to Parliament.

465. Mr. Speaker, the Ministry deployed GIFMIS to 19 new IGF institutions. In 2023, the Ministry will continue the roll out of GIFMIS to other IGF institutions and donor funded projects. In addition, the C. K. Tedam University of Technology and Applied Science, Navrongo, University for Development Studies, Tamale, and University of Business and Integrated Development Studies (UBIDS), Wa onto the IPPD2 payroll to strengthen budgetary controls on the wage bill. In 2023, the Ministry will continue with the migration of other public universities that are not on the IPPD2.
466. During the first half of the year, government expunged 6,157 unapproved names from the payroll amounting to savings of GH¢14.61 million. In 2023, the National Payroll Database will be linked to the National Identification Authority (NIA) System to prevent the recurrence of unapproved workers.
467. Mr. Speaker, the Public Procurement Authority (PPA) trained 1,500 procurement practitioners in general procurement management as a way of enhancing value for money in government procurement. In addition, 348 public entities were enrolled onto the GHANEPS portal to deepen transparency in tendering and procurement processes. In 2023, more public entities will be trained and enrolled on the GHANEPS portal to ensure transparency and effectiveness in public procurement.

Public Debt Management Programme

468. Mr. Speaker, to ensure public debt remains sustainable in the medium to long-term, the Ministry conducted a Debt Sustainability Analysis (DSA) in September 2022. The analysis showed an increasing debt service to revenue ratio, which will require ambitious medium-term fiscal adjustments. In 2023, the Ministry will conduct, publish, and implement DSA and revise the Medium-Term Debt Management Strategy (MTDS) to guide borrowing. The recommendations from these reports will inform policy decisions leading to the reduction in the debt burden and insulation against other fiscal vulnerabilities.
469. Mr. Speaker, in accordance with the PFM Act, the 2021 Annual Public Debt Report (APDR) was published and submitted to Parliament. A Quarterly Debt Statistical Bulletin was also prepared and published. The publication of the debt information promoted transparency, better understanding of debt management operations among Ghanaians and aided investors' understanding of the country's risk. In 2023, the Ministry will publish the APDR to inform the public on public debt.
470. To strengthen reporting and communications on debt management activities, the Ministry redesigned the debt management portal on its website to provide accurate and timely information on debt data. The portal is kept updated with all relevant information on public debt.

471. In 2023, as part of measures to mitigate fiscal risk to government, a draft risk-based fee policy will be finalised and disseminated to public corporations, SOEs, local governments and MDAs to facilitate the process of issuing guarantees, government lending or No-Objection to borrow on their own books, in accordance with the passage of the Fees and Charges Act, 2022 (Act 1080).
472. Mr. Speaker, the fees and charges from the issuance of guarantees, government lending and no-objection will be used to cover the cost of credit to Government, to partly honour the guarantee in the event that the beneficiary defaults on its debt service obligations. This is in accordance with Section 66 of the PFM Act and Section 190 of the PFM Regulations, 2019 (L.I. 2378).

MINISTRY OF LOCAL GOVERNMENT, DECENTRALISATION AND RURAL DEVELOPMENT

2022 Performance and Outlook for 2023

473. Mr. Speaker, the Ministry of Local Government, Decentralisation and Rural Development (MLGDRD) disbursed an amount of GH¢261.45 million from the District Assemblies' Common Fund – Response Factor Grants (DACF-RFG) – to qualifying MMDAs under the District Assemblies Performance Assessment Tool (DPAT) to support the implementation of District Assemblies' Annual Action Plans.
474. In 2023, the Ministry will continue to assess the performance of MMDAs using the DPAT for 261 MMDAs based on the outcomes for the 2020 and 2021 Fiscal Years. In line with this, GH¢220.59 million will be transferred to qualifying MMDAs to support the implementation of their Annual Action Plans.
475. The Ministry trained Physical Planning Officers in 22 MMDAs in the Greater Accra Region on the Permit Processing System to fast-track the issuance of building permits. In addition, the Ministry will integrate DPAT into the District Development Data Platform (DDDP).
476. Mr. Speaker, the Ministry organised a zonal refresher course for 258 MMDCEs and rolled out a dashboard to track the performance of MMDCEs. In addition, 260 MMDCEs were sensitised on the implementation of the YouStart Initiative.
477. Mr. Speaker, the Office of the Head of the Local Government Service (OHLGS) recruited 2,100 officers comprising 387 professionals and 1,713 sub-professionals into various classes of the service. In addition, a Performance Management System was instituted for OHLGS, RCCs, and MMDAs, and Performance Contract for MMDCEs with MMDCDs and RMs with their respective RCDs for 2022. The Office also assessed the implementation of the 2021 Performance Contracts of the 16 RCCs and 261 MMDAs in September 2022.
478. Mr. Speaker, the OHLGS will continue the inter-service and sectoral collaboration and cooperation meetings with key stakeholders at national and regional levels, organise orientation workshops for stakeholders on the Performance Contract at the RCC and MMDA level, and implement the 2023 Performance Contract for MMDCEs with MMDCDs, and RMs with RCDs.

Local Level Development and Management Programme

479. Mr. Speaker, the Ministry, through the Department of Community Development trained 7,439 artisans comprising 3,724 males and 3,715 (females representing 50.1 percent and 49.9 percent, respectively) in 29 Community Development and Vocational Technical Institutes across the country. The training will sharpen the technical and vocational skills of the youth for employment and job creation opportunities to reduce the incidence of poverty.
480. Additionally, the Ministry trained 248 community educators in community development and social protection at the Rural Development College in Kwaso. The trainees will help to mobilise communities for development activities. Another 240 social workers received training in the use of the child protection toolkits.
481. Mr. Speaker, the Department will train 500 core staff and social workers in the use of Child Protection Toolkits and 500 Community Educators in Social Protection and Community Development. The Department will also develop new training modules on non-farm job opportunities such as soap making, Kente weaving and leather works to promote local economic development and income generation.
482. Mr. Speaker, the Department of Parks and Gardens maintained 1.66 million squared metres of parks, gardens and road medians across the country. In addition, the Department raised and supplied 1 million seedlings to the general public, basic and second cycle institutions and planted 30,088 trees as part of horticultural sensitisation programmes in line with climate change agenda. Furthermore, the Department recorded 47,997 visits to the Aburi Botanical Gardens.
483. Mr. Speaker, in 2023, the Department will continue to maintain 2.1 million squared metres of landscaped areas and road medians in urban and peri-urban communities. The Department will also propagate 400,000 seedlings for sale and supply to institutions and plant 100,000 trees across the country as part of the horticultural sensitisation programmes.
484. Mr. Speaker, the Ministry under the Ghana Productive Safety Net Project (GPSNP) trained 538 staff in the 80 implementing MMDAs in Productive Inclusion and Labour Intensive and Productive Works (LIPW) strategies. In addition, 167 contractors received training on LIPW, and 8,987 beneficiaries from 196 communities were trained and became eligible to receive grants to improve the productive capacity of the extreme poor. In total, the LIPW component provided 34,578 beneficiaries with jobs. Furthermore, the Ministry constructed 79 small earth dams and 64 feeder roads.
485. In 2023, the Ministry will continue the implementation of GPSNP II and scale it up to 100 MMDAs provide 15,000 beneficiaries with enterprise skills and grants to establish economic activities under the Productive Inclusion component, and provide 50,000 beneficiaries with short-term employment under the LIPW component.

486. Mr. Speaker, the Ministry under the Ghana Secondary Cities Support Program (GSCSP) is implementing 117 infrastructure projects in 25 Municipal Assemblies under the Urban Development Grant (UDG) to improve urban management and basic urban services.
487. Mr. Speaker, in 2023, the Ministry will supervise one-off designs of multi-year investments for the remaining proposed UDG sub-projects by the participating Metropolitan and Municipal Assemblies (MMAs), to ensure that all planned activities including civil works are fully completed.
488. The Ministry transferred GH¢2.56 million from UNICEF-Ghana to 160 MMDAs for child rights promotion and protection activities to support the implementation of Integrated Social Services (ISS). In 2023, the Ministry will continue the implementation of the ISS with additional 60 MMDAs to bring the total to 220 MMDAs.
489. Mr. Speaker, the Ministry, under the Greater Accra Resilient and Integrated Development (GARID) Project, disbursed GH¢3.74 million to 17 MMDAs to improve operations and maintenance of drainage infrastructure. The redevelopment of the Kumasi Central Market Phase II and the Takoradi Market Phase I are ongoing with overall progress of work at 48 percent and 79.8 percent complete, respectively. In 2023, the Ministry will continue to implement the GARID Project and the redevelopment of the Kumasi Central and Takoradi Markets.

Births and Deaths Registration Programme

490. Mr. Speaker, the Births and Deaths Registry registered 428,202 births and 33,788 deaths. The Registry also sensitised 699 staff on the Registration of Births and Deaths Act, 2020 (Act 1027).
491. In 2023, the Births and Deaths Registry will continue to register births and deaths as they occur. In addition, the Registry will sensitise stakeholders on the Births and Deaths Act and the accompanying Regulations.

Regional Reorganisation and Development Programme

492. Mr. Speaker, the Ministry completed the following 25 out of the 30 outstanding projects in the newly created regions. The completed projects include: 2No. 3-Storey RCC Administration Blocks at Sefwi-Wiawso, Damongo, and Nalerigu; 12No. 2-Storey Administration Blocks for Decentralised Departments; and 11No. Senior Staff Bungalows for RCCs and Decentralised Departments. In 2023, the Ministry will complete the remaining ongoing projects in the newly created regions.

NATIONAL MEDIA COMMISSION

2022 Performance and Outlook for 2023

493. Mr. Speaker, the National Media Commission (NMC) instituted engagements with media owners to address the menace of fake news, propaganda, disinformation, increased incitement, and hate speech in media content. The engagement also involved in-house interactions with senior management staff of media houses across the country. The NMC intensified monitoring activities, especially in regions without NMC offices.
494. The Commission received 21 complaints and resolved 7, with the remaining 14 going through processes for resolution. The Commission also undertook several missions to Bawku and worked with local media leaders to address media-related infractions and complaints about the safety of journalists and improvement in gate-keeping functions with pro bono technical assistance for radio stations in the area.
495. The Commission also conducted regional hearings on the state of the media in the regions to address regional reported media related infractions and matters concerning the safety of journalists. The Secretariat worked with different stakeholders, including the Ministry of Information, the Ghana Police Service, the Attorney-General's Department, and journalist groups to investigate allegations of attacks on media personnel in the country.
496. Mr. speaker, the Commission will work to restore integrity in the information ecosystem by deepening efforts to combat hate speech, incitement, fake news, and character disinformation. The Commission will scale up Regulatory enforcement will be scaled up to ensure media compliance with standards and hold a national dialogue on media, governance and peace building.
497. Mr. Speaker, the Commission will review the guidelines on the publication of rejoinder, local language broadcasting, political advertising, equitable coverage of all political parties and candidates by the state-owned media, political journalism, print media, religious broadcasting, and broadcasting standards.

NATIONAL DEVELOPMENT PLANNING COMMISSION

2022 Performance and Outlook for 2023

498. Mr. Speaker, the National Development Planning Commission (NDPC) finalised and published the Medium-Term National Development Policy Framework (2022-2025). In addition, the Commission reviewed and submitted the President's Coordinated Programme of Economic and Social Development Policies (2021-2025) to Cabinet.
499. The Commission prepared Ghana's 2nd Voluntary National Review (VNR) Report on the SDGs, and it was subsequently presented at the High-Level Political Forum (HLPF) on the SDGs in New York. The 2nd VNR was launched in August 2022, and disseminated across the country.

500. The Commission prepared an evaluation report of the Africa Union (AU) Agenda 2063 (Evaluation of the First Ten-Year Implementation Plan). The report highlighted key priorities and lessons to inform the Africa Union's review of the 2063 Agenda.
501. Mr. Speaker, the Commission will undertake the following in 2023: the develop a blue economic strategy; continue with the evaluation of the goals of selected SDGs and the AU Agenda 2063; formulate a national care policy and develop tools for mainstreaming policies like the food systems transformation; develop a policy on nutrition security; and increase awareness on gender issues and climate change. In addition, the Commission will scale-up and deploy a legislative and policy almanac application, review and finalise the long-term perspective plans, and monitor the effective implementation of local economic development.

MINISTRY OF INFORMATION

2022 Performance and Outlook for 2023

502. Mr. Speaker, the Ministry of Information (MoI) held 39 press briefings with some ministers and heads of SOEs to address issues of national interest. The Ministry also organised five Town Hall Meetings across the country on the economy to offer explanation on the E-levy and its importance for nation building.
503. The Ministry, in collaboration with the RTI Commission, drafted the Broadcasting Bill and the Legislative Instrument (L.I) for the Right to Information Act, 2019 (Act 989). The Bill seeks to introduce broadcasting standards to ensure decorum on the airwaves.
504. Mr. Speaker, the Ministry carried out Public Education Campaigns on sanitation awareness on "Operation clean your frontage", social behavioural change campaign on GARID Project, Green Ghana Campaign, and Street announcement to sensitise the populace on key Government policies.
505. In 2023, the Ministry will continue to implement the Sector Medium-Term Development Plan and the SDGs with the following activities:
 - organise the Media Capacity Enhancement Programme in collaboration with partners;
 - intensify the implementation of the RTI Law across public institutions;
 - support the implementation of the Framework for the Safety of Journalists in Ghana by NMC;
 - lay the Broadcasting Bill before Parliament for consideration;
 - lay the subsidiary legislation for the RTI Act before Parliament; and
 - continue to work with other stakeholders to curb fake news, disinformation, and misinformation.

RIGHT TO INFORMATION COMMISSION

2022 Performance and Outlook for 2023

506. Mr. Speaker, the Right to Information Commission (RTIC) celebrated Information Week which coincided with the International Day of Universal Access to Information. As part of the celebration, RTIC created a platform that brought together stakeholders such as the media, policymakers, and civil society organisations to enhance easy access to information and encourage greater participation of the public in the governance system.
507. Mr. Speaker, the Commission participated in media sensitisation programmes across various media platforms and forged partnerships with international organisations on the implementation of the Right to Information Act, 2019 (Act 989), the role of the media in promoting RTI and procedure for accessing information under the Act.
508. The Commission published guidelines for the preparation of Information Manuals for public institutions, as required under sections 3 and 4 of the RTI Act. In addition, the Commission distributed over 590 copies of the manual to public institutions, and reviewed and made various determinations on the 44 applications received from the public.

MINISTRY OF PARLIAMENTARY AFFAIRS

2022 Performance and Outlook for 2023

509. Mr. Speaker, the Ministry of Parliamentary Affairs reviewed the following bills laid before Parliament: Budget Bill, 2022; Wildlife Resources Management Bill, 2022; Ghana Hydrological Authority Bill, 2021; Office of the Special Prosecutor Amendment Act, 2021; Criminal and other offences Bill, 2021; and a Citizenship Bill, 2021.
510. In 2023, the Ministry will; improve the delivery of Government Business in Parliament through the engagement of the core and expanded leadership of Parliament; build the capacity of the select committees, analyse government budget and loan agreements; undertake fiscal impact analysis of legislative proposals, and review bills before they are laid in Parliament.
511. The Ministry will engage Parliament and other stakeholders on the need for a constitutional review and facilitate the organisation of a sovereign national conference to build consensus towards a possible review of the 1992 Constitution. Furthermore, the Ministry will engage the Electoral Commission, Political Parties, and other stakeholders on the regulatory function of the EC and support the implementation of electoral guidelines, rules, and regulations to reduce the incidence of monetisation in politics.

Economic Sector

512. The focus of the Economic Sector is to ensure: a strong and resilient economy; sustainable and reliable energy supply; industrial transformation; improved science, technology, and innovation; private sector development; agriculture and rural development; fisheries and aquaculture development; and tourism and creative arts development.
513. Interventions in this sector are also geared towards the attainment of: Sustainable Development Goals (SDGs) 1,2,4,8,9,10,11,12,16 & 17, and the African Union (AU) Agenda Goals 1,4,5,7,9 & 20 through the promotion of productive activities, decent job creation, and inclusive economic growth.

MINISTRY OF FOOD AND AGRICULTURE

2022 Performance and Outlook for 2023

514. Mr. Speaker, the current triple global crises of COVID-19, Russia-Ukraine conflict and climate change continue to impact food production and constitute a threat to food security. Developing and agriculture-dependent economies like ours require urgent and strategic interventions to scale up food production and build resilience of food systems. This is critical to avert possible food crisis in the current global environment. Greater public investment is imperative to support sound and strategic interventions such as the Planting for Food and Jobs (PFJ) to insulate the country from imminent threat to food security.
515. The Planting for Food and Jobs (PFJ) Programme is in its sixth year of implementation. Since its inception in 2017, the programme has made significant contributions to the growth of agriculture and food security in the country. The planks of success include increased adoption of improved seeds and fertilizer from 11 percent in 2016 to 53 percent and 8kg/ha to 25kg/ha respectively. Among others, this has culminated in a vibrant seed industry with growing interest from private actors.

Crops and Livestock Development Programme

516. Mr. Speaker, in 2022, the focus of PFJ programme has been on four key commodity clusters or value chains namely: cereals (maize, rice, and sorghum); legumes (soybean, cowpea, and groundnut); vegetables (tomato, onion, pepper, cabbage, cucumber, lettuce, and carrot); and roots & tubers (cassava and orange fleshed sweet potato).
517. Mr. Speaker, to increase food production and incomes of farmers, the Ministry procured and distributed 19,280mt of improved seeds of cereals, legumes, and vegetables – comprising 10,446mt of maize, 6,005mt of rice, and 2,829mt of legumes and vegetables. In addition, 151,861mt of organic and inorganic fertilizers were procured and distributed to farmers enrolled under the PFJ across the country. The outcome of these interventions have culminated in an enhanced food security status within an unfavourable global environment.

518. Mr. Speaker, in 2023, the Ministry will procure a total of 36,360mt of various improved seeds and 366,435mt of organic and inorganic fertilizers for distribution to 1.5 million farmers across the country at subsidised prices.
519. To ensure effective plant protection and pest management, the Ministry will procure 40,000 litres and 6,000kg of insecticides for the control of Fall Army Worm (FAW) and other pests and diseases. In addition, the Ministry will rear and release one million parasitoids as biological agents against FAW. Progressively, this will ensure reduction over-reliance on chemicals for the control of the FAW and other pests.
520. Mr. Speaker, towards the agenda of diversifying earnings from the Tree Crops subsector, the Ministry, through the Tree Crops Development Authority (TCDA), will facilitate the production and distribution of 5.65 million high quality planting materials of cashew, shea, coconut, oil palm, mango, and rubber to 175,000 tree crop farmers. This is a significant improvement on the 2.7 million improved seedlings provided to farmers during the 2022 cropping season.
521. Mr. Speaker, under the Rearing for Food and Jobs module of the PFJ, the Ministry procured and distributed 120,000 layer birds to 1,000 female poultry farmers in 9 MMDAs (Krachi East, Nandom, Nkoranza, Nkwanta South, Sagnarigu, Savelugu, Sissala East, Techiman North and Wa Municipal). Beneficiaries also received a 120-capacity poultry battery cage each to house the birds.
522. In addition, a total of 3,750 small ruminants (3,450 ewes and 300 rams) were procured and distributed to livestock breeding stations and a total of 45 farmers comprising (8 females and 37 males). It is projected that within two years this intervention will increase livestock population by 24,103. Furthermore, it has been established that the procurement of ruminants strengthens farmers resilience to shocks from crop failure and thereby maintain households ability to fulfil social obligations.
523. Aligned with the objectives of building resilience, the Ministry produced 8.86 million out of a target of 15 million doses of newcastle and anthrax vaccines in 2022. Efforts were also intensified in the area of promotion of meat hygiene and public health through inspection of 83,184mt of meat and increased surveillance nationwide.
524. Mr. Speaker, in 2023, the Ministry will continue with implementation of its agenda by procuring 2 million broiler day-old chicks and 8,000 improved breeds of pigs for distribution to out-grower poultry and pig farmers.

Mechanisation, Irrigation and Water Management Programme

525. Mr. Speaker, the Ministry scaled up its mechanisation drive to increase productivity through the procurement of machinery and equipment valued at US\$29.90 million under the 3rd and final tranche of the Brazilian "More Food Programme". So far, 25 percent of the equipment has been distributed to farmers under a concessional arrangement. A total of 150 tractor operators, extension

agents, technicians and engineers were trained at the Adidome Mechanisation Training Centre and the Okyereko Irrigation Scheme to ensure the effective use of the machinery and equipment.

526. To enhance local fabrication of tractors, backhoe loaders, and other agricultural implements, a US\$24.98 million facility was procured to establish an assembly plant in the Ashanti Region. Additionally, four enterprises namely – Kambung Cooperative, Denko Agri Company Limited, Indofarms Ghana Limited and Nuru Farms – have been supported to establish Agricultural Mechanization Services Centers (AMSECs) in the Northern Region.
527. Mr. Speaker, in 2023, the Ministry will complete the sale of equipment from Brazil to interested farmers and machinery service providers across the country. It will also commence preparatory works for establishing the tractor and backhoe loader assembly plant. The Ministry will continue to build capacity of machine and equipment operators to ensure effective handling of the machinery.
528. To address the perennial problem of post-harvest losses, secure farmer income, facilitate value addition, promote the Ghana Commodity Exchange, food security, and enhanced capacity to leverage AfCTA in the area of trade in agricultural commodity value chain, the Ministry took possession of 80 No. 1000mt-capacity warehouses under the “One District One Warehouse” Government flagship programme. As at September 2022, 65 of the 80 warehouses were fully completed and, in most cases, operational. The remaining 15 are at advanced stages of completion. This intervention will add 80,000mt to the national grain storage capacity.
529. Mr. Speaker, Government’s response to the impact of climate change on agriculture has been to continue investment in irrigation infrastructure – both large and small – across the country. During the year, the Ministry completed the rehabilitation and modernisation of large-scale irrigation schemes at Tono (2,490ha), Kpong (2,176ha), and Kpong Left Bank (2,100ha). The three large schemes are expected to provide 6,766ha of irrigable area for year-round crop farming.
530. Additionally, Phases I and II of the Tamne Irrigation Project, which comprise construction of the dam wall and development of 500ha irrigable area, were completed. Phase III of the project, which involves the stabilisation of spillway structures to mitigate damage to the dam wall and potential flooding of surrounding settlements, is 57 percent complete.
531. Mr. Speaker, under the support to “One-Village One-Dam” programme, the Ministry also awarded contracts for the construction of additional small-earth dams at Sunyeri, Tousal/Jeyiri, Tasundo, and Gilang and the development of irrigable areas at Vunania (15ha) and Gilang (15ha). As at September 2022, the status of completion of the various projects were as follows: Vunania project – 70 percent, Gilang – 73 percent; Tousal/Jeyiri – 53 percent; Tasundo – 90 percent, and Sunyeri – 45 percent. At full completion, a total of 90ha of irrigable

land will be made available for dry season farming, livestock watering and domestic use.

532. Two other dams at Kpalbutabu and Duadinyediga, which are under construction to support crop irrigation and help mitigate flooding in flood-prone areas of the savanna zone, are respectively 70 percent and 50 percent complete.
533. In 2023, the Ministry will complete Phase III of Tamne Irrigation Project, construction of dams at Sunyeri, Tousal/Jeyiri, Tasundo and Gilang, and the development of irrigable areas at Vunania(15ha) and Gilang(15ha). Other planned activities are commencement of the rehabilitation of the Veia Irrigation Scheme and, certification and operationalisation of 15 Water Users Associations (WUAs).

Agribusiness Development Programme

534. Mr. Speaker, as part of the modernisation and transformation agenda of the agricultural sector, steps were taken to complete a digital platform for the biometric registration of farmers and other value chain actors in the five regions of the Northern part of Ghana. The purpose of this intervention is to ensure effective targeting of farmers, build a credible agri-business database and timely support to agricultural value chain actors. The main vehicle for delivering these services is the GhanaCARES Obaatanpa Programme. Thus far, a total of 1.29 million farmers have been biometrically registered and 970,000 biometric cards issued and distributed to registered farmers enrolled on the PFJ programme.
535. In pursuit of this, a platform for the distribution of subsidised fertilizer was also developed to, among others, eliminate the incidence of fraud associated with the manual system. Under the GhanaCARES Obaatan-pa programme, provision was made to enhance access to affordable financing for agribusinesses. The main strategy employed is to provide interest rate subsidy to agribusinesses for selected value chains – namely: rice, soya, tomato, and poultry. The Ministry signed agreements with three banks, ABSA, ADB and STANBIC – to operationalise the Interest Rate Subsidy Scheme. So far, a total of 23 agribusinesses in the rice, soya and poultry value chains have been identified for support.
536. Mr. Speaker, in 2023, agribusinesses will be supported to complete documentation with participating banks for the disbursement of funds. In furtherance of the support for the rice value chain development, 13,000ha of rain-fed lowland rice fields will be mapped-out for development.

Sustainable Management of Land and Environment Programme

537. Mr. Speaker, to build resilience against climate change and enhance conservation agriculture and food security, training in Participatory Watershed Management Planning (PWMP) was organised in 14 districts. A total of 196 members were trained in the use of the PWMP Manual for the development of Community Watershed Management Plans (CWMPs). As a result, 163 CWMPs were developed and these plans are being implemented in 26 districts. Under the programme, the

capacity of District Departments of Agriculture were developed in climate change policy actions.

538. Under the Landscape Restoration Project, 15,025 farmers (7,143 males and 7,882 females) benefited from land restoration technologies and practices. In addition, the Ministry supported the production of food crops and tree crops covering an area of 6,294.15ha.
539. Under agro-forestry, the Ministry collaborated with the Centre for Indigenous Knowledge and Organisational Development (CIKOD) and Peasant Farmers Association of Ghana (PFAG) to organise a National Policy Dialogue on Agroecology. A total of 51 participants (10 females and 41 males) from the Ministry of Food and Agriculture (MoFA), Food and Agriculture Organisation (FAO), Environmental Protection Agency (EPA), Council for Scientific and Industrial Research (CSIR), Civil Society Organisations (CSOs), Non-Governmental Organisations (NGOs), Policy Link Ghana, Farmer Groups, and Private Organisations attended the meeting.
540. Mr. Speaker, in 2023, the Ministry will continue to consolidate the gains of the PFJ campaign with focus on food security and value addition. Strategies will aim at building resilience through the promotion of new technologies and innovative practices and strong collaboration with the private sector actors and development partners. Critically, the Ministry will continue to create a fertile environment for investment in the agricultural sector and harness the existing potential for the growth and development of Ghana's agricultural sector.

Cocoa Sector

541. Mr. Speaker, for the 2021/2022 crop year, an amount of US\$1.5 billion was raised in the syndicated loan market at a margin of LIBOR plus 110 basis points. The loan was raised to fund cocoa purchasing operations and support other key activities in the cocoa sector. An amount of US\$1.45 billion was drawn out of the total facility amount due to the revised crop outturn, mainly caused by unfavourable weather pattern. Despite the disruptions on the international cocoa market brought about by the COVID-19 pandemic, COCOBOD fully repaid the US\$1.45 billion syndicated loan on schedule, in August 2022. This was achieved by prudent financial management in spite of the reduced crop outturn.
542. For the 2022/2023 season, an amount of US\$ 1.13 billion was secured in October 2022 for cocoa purchasing operations at Secured Overnight Financing Rate (SOFR) plus a margin of 175 basis points. The increase in margin and reduced facility amount is reflective of the tightening and liquidity constraints on the international financial market and an unfavourable outlook on the sovereign by international rating agencies. Repayment of the 2022/2023 annual facility is expected over a seven-month period from February to August 2023.

Cocoa Production and Pricing

543. Mr. Speaker, the low international price of cocoa which has impacted negatively on cocoa producer countries since the 2017/2018 season has not improved much.

As a result, Government has been forfeiting its share of the net FOB price of cocoa in the form of export duty payments since the 2017/2018 cocoa season leading to dwindled cocoa revenues. Government, however, kept faith with cocoa farmers and increased the producer price of cocoa by 28 percent from GH¢8,250.00 per tonne in the 2018/2019 season to GH¢10,560.00 per tonne in the 2019/2020 season.

544. This was part of Government's effort to protect our cocoa farmers from market price volatility and income uncertainties. The producer price was maintained at GH¢10,560.00 per tonne in the 2021/2022 season despite the continued low price of cocoa on the international market and the implementation of the Living Income Differential (LID) pricing framework implemented for the first time in the 2020/2021 cocoa season. There are market challenges which are yet to be overcome to ensure realisation of the full benefits of implementation of the LID pricing framework.
545. Mr. Speaker, cocoa production for 2021/2022 dipped by 34.7 percent to 683,564.38 tonnes due to:
- Harsh weather conditions experienced between November 2021 and January 2022;
 - Effect of Cocoa Swollen Shoot Virus Disease (CSSVD) in the Western North and South regions; and
 - Combined effect of illegal mining, timber logging, and loss of cocoa trees.
546. Mr. Speaker, cocoa producer price per tonne was increased by 21.2 percent to GH¢12,800 per tonne and cocoa production is projected to be 850,000 tonnes for 2022/2023. This is achievable due to the following:
- Favourable weather outlook;
 - Effective Implementation of Productivity Enhancement Programmes (PEPs);
 - Application of fertilizers and flower inducers; and
 - Effective crop protection methods.
547. Mr. Speaker, as part of efforts to scale up the rehabilitation components of the PEPs, part of the AfDB/CS facility was applied to curb the spread of the the Cocoa Swollen Shoot Virus Disease (CSSVD). In addition to curbing the spread of the CSSV disease, it will replace old, unproductive cocoa trees with improved, high-yielding, disease-tolerant cocoa varieties produced by the Cocoa Research Institute of Ghana (CRIG). This is expected to increase yield per hectare from the current average of 450kg/ha to the target average of 1,200kg/ha and improve the livelihoods of cocoa farmers.

Job Creation in Cocoa

548. Mr. Speaker, through the implementation of the various cocoa sector revitalisation programmes, about 147,000 jobs were created in line with the objective of Government to direct youthful energies into productive ventures to stem rural-urban migration and improve livelihoods across the country. It is expected that with the continued implementation of these programmes additional

jobs and the consolidation of the already created jobs will be achieved to lessen the unemployment burden on Government.

Cocoa Roads

549. Mr. Speaker, COCOBOD, in conjunction with Government, continued with the construction of roads as part of its commitment to improve access to roads in cocoa growing communities. Between 2017/2018 up to the 2021/2022 season, an average amount of over GH¢500 million worth of vetted and approved certificates were paid per annum to various contractors for the rehabilitation and construction of roads in all the cocoa growing regions of the country.

Coffee Programme

550. Mr. Speaker, to ensure the long-term sustainability of coffee production, reforms to improve the internal marketing environment of coffee continued to be pursued vigorously to assure coffee farmers of a ready market and remunerative pricing. In the 2021/2022 crop season, COCOBOD made a budgetary allocation of GH¢2.08 million to support activities in the coffee sector.
551. Mr. Speaker, an amount of GH¢1.82 million has been earmarked to support coffee activities in 2022/2023. The objective is to continue with the free distribution of coffee seedlings to facilitate the growth of young plants and improve the productivity of mature coffee plants. Additionally, coffee farmers will continue to enjoy free extension support services to enhance their farming activities.

MINISTRY OF FISHERIES AND AQUACULTURE DEVELOPMENT

2022 Performance and Outlook for 2023

Management and Administration Programme

552. Mr. Speaker, the Ministry of Fisheries and Aquaculture Development successfully organised the 7th Meeting of Organisation of African Caribbean and Pacific States (OACPS) Ministers of Fisheries and Aquaculture on the theme: "the OACPS' Blue Economy Agenda 2030 – Catalysing Sustainable Fisheries and Aquaculture Development for the future" from 5th to 8th April, 2022 in Accra. The meeting brought together 566 ministers and technical officers of the member states to deliberate on critical issues of fisheries management, control of Illegal, Unreported and Unregulated (IUU) fishing, and impact of climate change on fisheries nations.
553. Mr. Speaker, the Ministry is constructing a state-of-the-art National Aquaculture Centre to provide skills training in various aspects of aquaculture including production, farm management, fish health, feed formulation, and processing for the youth to take up aquaculture as a viable enterprise. The Centre is located at Amrahia. When completed, it will contain indoor aquaculture structures, classrooms, accommodation, packhouses, and cold storage facilities. The project is currently at 77 percent completion and is expected to be commissioned in 2023.

554. Mr. Speaker, civil works on the Anomabo Fisheries College is 94 percent complete. In 2023, the College will commence operations and admit the first batch of 104 students from Ghana and the West Africa sub-region.
555. The Ministry formulated a new National Fisheries and Aquaculture Policy to replace the 2008 Policy. The Policy provides 11 thematic areas to address emerging issues in the fisheries and aquaculture sector such as climate change, research and development, small-scale fisheries, lagoon fisheries, as well as, post-harvest and trade. The Policy will serve as the basis for a new Fisheries Act.
556. In 2023, the Ministry will implement plans to operationalise the Policy to address issues of climate change, co-management, small-scale fisheries, gender and youth as well as gear technology and its impact on the fisheries sector.
557. The Ministry will also organise a National Fish Festival to commemorate World Fisheries Day and International Year for Artisanal Fisheries and Aquaculture. This will create networks for trade and popularise the utilisation of fishery products.

Aquaculture Development Programme

558. Mr. Speaker, to help reduce the overdependence on the marine sub-sector, Government's vision is to transform and grow the Aquaculture Sub-sector to increase domestic fish production, reduce fish import, and create job opportunities along the value chain.
559. The Ministry is implementing the Aquaculture for Food and Jobs (AFJ) Programme. A total of 25 beneficiary institutions and groups, comprising six senior high schools, one training college, four prison camps, 13 youth groups, and one fish farmers' association have been supported under this initiative. The support includes the construction of 124 holding facilities (108 ponds and 16 cages), provision of 17,460 bags of fish feed, as well as, stocking of ponds and cages with fingerlings.
560. In 2023, the Ministry will continue to implement the Aquaculture for Food and Jobs (AFJ) Programme under which 50 beneficiary groups including 32 youth groups, 16 schools and 2 other institutions will be supported. A total of 300 earthen ponds, 40 cages and 52 tarpaulin tanks will be provided. In addition, 35,000 bags of fish feed, 3 million tilapia and catfish fingerlings will be supplied.
561. Under the AFJ Project in the Western Region, 294 beneficiaries were trained in fish farming practices; while 408 fish farmers also received training in the formulation and preparation of local fish feed. Two fish processing centres were constructed for off-takers and fish processors in Takoradi and New Ankasa to reduce post-harvest losses.
562. Mr. Speaker, as at end-September 2022, aquaculture production of 96,642mt valued at GH¢2.26 billion had exceeded the end of year target of 92,135mt.

Fisheries Resource Management Programme

563. Mr. Speaker, the Ministry is implementing new gear specifications for industrial trawl vessels to help reduce the catch of juvenile fish and address the issue of excessive bi-catch and fish stock depletion.
564. Mr. Speaker, to help address the incidence of premix fuel diversion and hoarding, the Ministry is implementing the Premix Fuel Automation Project at 300 landing beaches across the country. In pursuit of this, a survey was conducted to ascertain the suitability of all 300 landing beaches. The construction of three automated premix fuel outlets at Elmina for the pilot phase is almost complete. In 2023, the Ministry will continue with the automation of Premix Fuel Distribution as part of measures to reduce premix supply challenges.
565. Mr. Speaker, the Ministry successfully implemented a closed season for the artisanal, inshore, industrial trawlers, and tuna fleets. During this period, relief items and fishing input support were distributed to the fisher folks in the four coastal areas across the country. The items included: 20,000 bags of rice, 8,333 cartons of cooking oil, 1,150 outboard motors, 6,000 wire mesh, 1,710 fridges, and 20,000 basins. In 2023, the Annual Programme for stock recovery will be observed by all fishing fleets.
566. Mr. Speaker, under the Ghana Fisheries Recovery Activity (GFRA) Project, 160 observers, 40 Fisheries Enforcement Unit personnel, 4 police prosecutors and 83 industry operators were trained in observer duties, safety at sea, and ministerial directive on trawl gear. In addition, 452 quayside inspections were conducted on industrial fishing vessels. Furthermore, 50 fisheries officers were trained to understand and report on Gender Mainstreaming and Child Labour and Trafficking in the fisheries sector.

Aquatic Animal Health and Post-Harvest Management Programme

567. As part of measures to ensure hygienic and safe consumption of fish, the Ministry trained 562 fisheries officers and stakeholders from 21 fisher-based organisations on best practices in Post-Harvest Management and Small-Scale Fisheries (SSF) Voluntary Guidelines.
568. Under Aquaculture for Food and Jobs, 294 beneficiaries were trained on hygienic handling and processing of fish and marketing strategies. In addition, 6 officers were trained in Tilapia Lake Virus Management through a surveillance programme on 26 farms along the Volta Lake.

MINISTRY OF LANDS AND NATURAL RESOURCES**2022 Performance and Outlook for 2023****Land Administration and Management Programme**

569. Mr. Speaker, in recent times, the Lands Sector experienced some improvements in the area of digitalisation which is essential to the delivery of land related services. The Commission scanned and digitised land records within four selected

title registration districts in the Greater Accra Region. Registration applications from these areas go through a digital process. These areas include Apenkwa, Abeka, Mallam, Kaneshie, Bubuashie, Circle, 37 Station Area, Labone, Cantonments, Ridge, Accra Central, East Legon, Motorway, Santoe, Afiencya, Dawhenya, Mempeasem and Apolonia. Applications emanating from the digitised areas can be completed within an average of three to four months.

570. Mr. Speaker, the Lands Commission established six regional offices in the new regions. These new regions are now operating on a complete digital platform. Applications for deed registration, from submission to collection, go through an electronic system. This has tremendously brought improved land administration services to the doorsteps of the people living in these regions.
571. Mr. Speaker, the Office of the Administrator of Stool Lands, in collaboration with development partners, developed an App (OASLRevAPP) with modules for data collection, billing and payment to improve stool land revenue mobilisation. The App was launched during the Ghana Digital Innovation week in October 2022 and rolled out in the Ashanti, Bono, Bono East, Central, Eastern, Greater Accra, North East, Northern, Savannah, Western, and Western North Regions. The Office will continue to improve on the use of the App to optimise revenue collection through automated field operations and expansion of geographical coverage.
572. The OASL is responding to the creation of new regions with the establishment of offices in those regions. In September, the Western North Regional Office in Sefwi Wiawso was also opened and is fully operational. In addition, the OASL, will open a regional office and three district revenue collection offices in the Upper East Region in 2023, in pursuit of the policy of expanding operational areas and improving service delivery.
573. The Office of the Administrator of Stool Lands also facilitated the demarcation of 349 farm lands for small holder farmers in the Twifu Hemang Traditional Area in the Central Region. This is to help minimize land disputes by ensuring security of tenure for farmers and improve revenue mobilisation for the Office. In 2023, the Office will facilitate the demarcation of 200 farm parcels for small holder farmers and establish three more customary land secretariats.

Forest and Wildlife Development and Management Programme

574. Mr. Speaker, the Forestry subsector of the Ministry of Lands and Natural Resources, stepped-up the implementation of various policies, programmes, and projects to ensure the sustainable protection, management, production, and development of forest and wildlife resources.
575. In June 2022, the second edition of the Green Ghana Day initiative was marked with a massive tree planting exercise across the country under the theme "Mobilising for a greener future". About 26.55 million seedlings were distributed. The seedlings were sourced from the nurseries of the Forestry Services Division (FSD) and the National Alternative Employment and Livelihood Project (NAELP), as well as private seedling producers and donations from private sector and some

non-governmental organisations. As at end September 2022, a total of 24.44 million seedlings were distributed and verified as planted.

576. Under the National Afforestation Programme, 11,692ha of forest plantation was established against a target of 17,000ha. In addition, 12.9 million seedlings, including ofram, emire, wawa, kokrodua, teak, cedrela, gmelina, cassia, eucalyptus and mahogany species were supplied and planted. In 2023, about 20 million seedlings will be planted as part of the Green Ghana Day.
577. Mr. Speaker, a 5-year strategic plan was developed to promote growth and consumption of Bamboo and Rattan in Ghana. A germplasm centre was established in the Eastern Region to serve as a research, education and tourist site for this purpose.
578. The Forestry Commission approved 170 permits for salvaging of trees on lands under-going development such as road construction, human settlement expansion, and cultivation of farms. Under plantation timber harvesting, 152 permits, covering a total volume of 89,791m³, were processed and issued.
579. Mr. Speaker, to enhance timber trade and industry development, the Commission facilitated the export of a total wood volume of 245,771m³ that yielded a value of €115.97 million.
580. In 2023, the Commission will implement a Robust Afforestation and Reforestation Programme to achieve national landscape restoration targets under the Ghana Forest Plantation Strategy. Altogether, 25,000ha of forest plantations will be established by Government and Private developers. In addition, private sector investments in ecotourism will be promoted, while implementing the Master Plan for establishment of regional zoos. The Commission will convert all extant timber leases and permits for Timber Utilisation Contracts.

Mineral Resources Development and Management Programme

581. Mr. Speaker, to ensure effectiveness, efficiency, accountability, transparency, and compliance in the management of mineral rights and revenue mobilisation, the Minerals Commission established an online cadastral system in line with the Minerals and Mining Act, 2006 (Act 703) and LI 2176. As a result, applications are now received and processed online. Payments for various services by mining companies are done online through the Ghana.gov payment platform. In 2023, the Commission will continue to maintain the necessary ICT infrastructure to ensure smooth operation of the online cadastral system.
582. Mr. Speaker, to effectively deal with the menace of illegal mining on water bodies such as Ankobra, Birim, Pra, Tano & Black Volta, the Minerals Commission acquired five marine vessels. The Commission recruited and trained 87 river wardens who will be deployed to patrol these rivers to ensure illegal miners evicted by the military do not return. In 2023, the Commission will acquire additional vessels and recruit 200 more river wardens.

583. The Commission also piloted the tracking of earth moving and mining equipment successfully in Atiwa East and West Districts of the Eastern Region as well as Wassa Amenfi East Municipality in the Western Region. In compliance with the Minerals & Mining (Minerals Operations-Tracking of Earth Moving & Mining Equipment) Regulations 2020 (L.I. 2404), a central control room was established to monitor and track all earth moving and mining equipment including excavators.
584. Mr. Speaker, to encourage responsible and sustainable small-scale mining, the Commission launched and operationalised 65 community mining schemes in eight mining districts. This is expected to create about 39,500 direct and indirect jobs to curb the menace of illegal mining. In 2023, the Commission will continue to roll out more community mining schemes in the mining communities.
585. Mr. Speaker, to deepen local content and local participation through job creation and promote the growth of manufacturing and other industries locally, the Minerals Commission increased the number of items on the procurement list from 29 to 41. This is expected to inject over US\$2 billion worth of goods and services into the local economy.
586. Additionally, a minimum of 20 percent of financial, insurance and re-insurance services required in the mining sector has been reserved for companies exclusively owned by Ghanaians. Supply of fuel and lubricants, contract mining and drilling services for surface operations worth at least US\$1 billion are now exclusively reserved for Ghanaians. In 2023, the Commission will increase the number of items on the procurement list from 41 to 50.
587. Mr. Speaker, to decentralise its services and improve monitoring and inspection, the Commission started the construction of new regional offices in Kumasi and Tamale, district offices at Akim Oda and Bibiani as well as renovation of office blocks and laboratories in Takoradi. These offices are at various stages of completion. In 2023, the Commission will construct additional offices at Bole, Bolgatanga, Koforidua, Kyebi and Wa.
588. Mr. Speaker, to expand the Alternative Livelihood Programme, the Minerals Commission procured and distributed 4.02 million hybrid oil-palm seedlings to beneficiary farmers in the Central, Eastern and Ashanti Regions, up from 2.62 million in 2021. By the end of 2022, the Commission would have distributed a total of 6.0 million hybrid oil-palm seedlings. In 2023, the Commission will continue to expand the programme to other areas to generate jobs and minimise illegal mining.
589. The Minerals Commission also reclaimed 343.85ha out of a total of 500.25ha degraded mine sites in the Ashanti, Central, and Western North Regions. In 2023, the Commission will continue to reclaim more degraded mine sites.
590. Mr. Speaker, the Ghana Integrated Iron and Steel Development Corporation (GIISDEC), in fulfilment of its mandate, developed an Integrated Iron and Steel Master Plan, Minerals Resources Estimation (MRE), and acquired a Drill Rig.

591. The Ghana Integrated Aluminium Development Corporation (GIADEC), launched four key upstream projects and selected a strategic partner for one of the projects to deliver a mine and refinery solution. The strategic partner has undertaken and completed prospecting at Nyinahin-Mpasaaso Block B to confirm the quantity and quality of bauxite deposit. Currently, 78 percent of the bauxite samples has been assayed and a final Mineral Resource Estimate report is expected by the close of the year.
592. Mr. Speaker, GIADEC plans to build a long-term sustainable industry in Ghana, based on revamping and expanding the existing bauxite mining operations at Awaso, developing new mines and alumina refineries, and transforming and retrofitting the existing VALCO smelter over the next three years. In 2023, GIADEC will focus on delivering the mine and refinery solution project and the VALCO retrofit project, as defined under the Integrated Aluminum Industry (IAI) masterplan.

Land and Maritime Boundary Administration and Management Programme

593. Mr. Speaker, the Ghana Boundary Commission (GhBC), chalked some successes as part of efforts to achieve its mandate of demarcating and delimiting Ghana's land and maritime boundaries in accordance with acceptable principles of international law. This is to ensure the territorial sovereignty of Ghana and the peaceful settlement of boundary disputes between Ghana and her neighbours. Notable among these are:
- approximately 50km of Ghana's International Boundary with Togo reaffirmed;
 - enhanced cross-border cooperation with neighbouring countries for peaceful co-existence through joint sensitisation of communities along the eastern and western international boundaries on the need to respect the boundary lines and the management of shared resources;
 - undertook joint activities and projects with neighbouring countries including rehabilitation and commissioning of community water systems as well as planting of trees to reaffirm the boundary and also to protect river bodies; and
 - acquired drones for effective surveillance, mapping, and security of Ghana's maritime boundaries.
594. In 2023, the Commission will pilot a systematic geo-database for the management of Ghana's land boundaries, and undertake operational assessment and mapping surveys in selected border communities to accurately map out our boundaries.

National Alternative Employment and Livelihood Programme

595. Mr. Speaker, the National Alternative Employment and Livelihood Programme (NAELP) is anchored on six main interventions namely: National Land Reclamation and Re-forestation; Agricultural and Agro-processing; Apprenticeship, Skills Training and Entrepreneurship; Responsible, Viable and Sustainable Community Mining; Mine Support Services and Community Enhancement Projects. Under the Programme, the following successes were achieved:

- reclaimed and reforested 645ha of degraded lands and, thus, creating over 2,300 direct jobs; and
- nursed 20 million economic seedlings to support the 2022 “Green Ghana Day”, and plantation development programme, creating 80,071 permanent and casual jobs for the youth in Akotom, Adinkra, Techire, Akwatiakwaso, Fufuo and Hohoe.

596. In 2023, NAELP will reclaim and stabilise 1000ha of degraded lands in selected communities, nurse 1 million economic trees such as coconut, oil palm, citrus and mango to support plantation development and re-afforestation. In addition, 10 seedling nursery centres will be established at designated locations, thus, creating 100,000 direct jobs. Further, the programme will train 20,000 illegal miners and potential illegal miners, 200 small-scale mining companies in mine health, safety standard and the use of alternative safer and sustainable methods of ore extraction in small scale mining.

MINISTRY OF TRADE AND INDUSTRY

2022 Performance and Outlook for 2023

Industrial Development Programme

597. Mr. Speaker, Government’s flagship, One District One Factory (1D1F) Initiative, which seeks to expand the productive capacities of new and existing enterprises located in districts to enhance their competitiveness in both the domestic and export markets, continued to make remarkable progress in 2022.
598. Mr. Speaker, to date, a total of 296 1D1F projects are at various stages of implementation, out of which 126 are currently operational, 143 are under construction, and 27 are pipeline projects. So far, these 1D1F projects have created 160,823 direct and indirect jobs.
599. The diverse range of products produced by 1D1F companies include rice, processed fruits, poultry products, beverages, biscuits, cooking oil, pharmaceuticals, ethanol, paper products, sanitary products, detergents, ceramic tiles, iron and steel products, bolts and nuts, heavy duty trucks, gas cylinders, and lubricants.
600. Mr. Speaker, the 1D1F companies have been benefitting from special incentives approved by Parliament, including duty and tax waivers on the importation of machinery, equipment and raw materials. In addition, Government supports 1D1F companies with technical assistance, credit facilitation, access to electricity and other infrastructure. In 2023, Government will intensify support, as outlined above, to existing and new manufacturing enterprises.

Industrial Parks and Special Economic Zones

601. Mr. Speaker, in respect of investments by Free Zones enterprises, as at September 2022, the Ghana Free Zones Authority licensed 35 new enterprises. This brings the total number of licensed Free Zones Enterprises to 217, with total export earnings of US\$1.3 billion. Total investment capital by the 217 companies

from January to September, amounts to US\$138 million, with a total direct employment of 31,745 and estimated indirect employment of 512,145 jobs.

602. The Ministry, under the Ghana Economic Transformation Project (GETP), will commence the development of a Special Economic Zones (SEZ) Policy, which is expected to be completed in the first quarter of 2023.

Strategic Anchor Industries

603. Mr. Speaker, in 2022, Nissan commissioned its assembly plant in Tema, which is currently the largest vehicle assembly plant under the Ghana Automotive Development Programme. This brings to five, the number of vehicle assembly plants that have been established in Ghana and are currently in operation. The automobile companies are: Volkswagen, Toyota, Nissan, Sinotruk, and our own Kantanka Automobile. In 2023, it is envisaged that three additional global brands, Hyundai, Changan, and Isuzu will be introduced on the local market.
604. Mr. Speaker, the first phase of work on the Automotive Development Center is near completion and will be operational in 2023. The Automotive Development Council Bill has been finalised and is expected to be submitted to Cabinet and subsequently to this august House for approval.
605. In addition to the Automotive Assembly Programme, Government developed a new Components Manufacturing Policy which seeks to support the production and supply of components and spare parts for the automotive industry. In 2023, Government will launch and commence the implementation of the Policy. Furthermore, the Ministry will complete the Textile and Garment Manufacturing and the Pharmaceutical Manufacturing Policies for implementation.
606. Mr. Speaker, as part of measures to strengthen institutional support for Micro, Small and Medium Enterprises (MSMEs), the Ministry launched 67 Business Resource Centres (BRCs), 37 of which are fully staffed and equipped. The BRCs are providing a broad range of business development services to MSMEs in their respective operational zones. They also operate as financial and investment facilitation hubs and serve as repositories of information for SMEs. Currently, the BRCs provide business support services to a client base of over 18,000 MSMEs. The additional 30 BRCs are near completion and will be operationalised in 2023.
607. Mr. Speaker, as at August 2022, a total of GH¢520.05 million had been disbursed by Ghana Enterprises Agency (GEA) to 302,084 beneficiaries under the Coronavirus Alleviation Programme Business Support Scheme (CAPBuSS), while a total amount of GH¢22.30 million had been recovered from beneficiaries whose repayment dates fell due. In addition, 8,973 MSMEs were assisted by GEA to access credit to the tune of GH¢44.55 million. The GEA's Apprenticeship Scheme funded with support from the Mastercard Foundation trained 3,000 youth and provided them with business start-up kits.

608. Mr. Speaker, in 2023, the GEA will facilitate the creation of about 60,000 jobs through the provision of business development services and support for 10,000 MSMEs to access affordable credit to expand their businesses.
609. Mr. Speaker, the GRATIS Foundation (GRATIS) is operationalising 5 new Technology Solution Centers (TSCs) to provide product innovation and technology services to industry across the country. In this regard, GRATIS and the existing network of 36 TSCs are being strengthened to support operators in the light engineering sector.
610. GRATIS also supported 371 apprentices and 186 master craftsmen with hands-on skills development in motor vehicle technology, electrical engineering, welding and fabrication as well as metal machining by the 36 TSCs across the country. In addition, GRATIS provided 1,983 equipment and parts to agro-processors to improve productivity and enhance value-addition.

Standards and Conformity Assessment Programme

611. Mr. Speaker, the Ghana Standards Authority (GSA) commenced operations of the Cement Testing Laboratory to ensure cement and concrete for buildings and other concrete structures meet the required standard of quality and safety. Similarly, GSA commenced operations of the Air Condition and Refrigeration Testing Laboratory to facilitate the testing of air conditioners, refrigerators and other electrical appliances.
612. In 2023, GSA will enhance its market surveillance activities to reduce the influx of sub-standard imported products on the domestic market, thereby protecting consumers from the consumption of such harmful products. The Ghana Accreditation Service Bill will also be finalised for approval and implementation.

Trade Development Programme

613. Mr. Speaker, the Ghana Export Promotion Authority (GEPA) successfully hosted the 13th World Trade Promotion Organisations Conference and Awards in Accra – the first to take place in sub-Saharan Africa. GEPA also provided 44,000 hybrid coconut seedlings to exporters, out-growers, and farmers in Central and Ashanti Regions. A series of engagements were held with exporters and potential exporters on various products including cosmetics and detergents, processed foods, feed and grain products, packaging, branding, and barcoding. In addition, under the National Export Development Programme, over 700 exporters participated in training programmes implemented in Takoradi, Kumasi, and Accra by the GEPA Export School. In 2023, GEPA will continue to implement the National Export Development Strategy to boost exports and harness market opportunities including the AfCFTA.
614. Mr. Speaker, Ghana was selected as one of the seven countries supported under the AfCFTA Guided Trade Initiative. The other countries were Kenya, Rwanda, Cameroun, Egypt, Mauritius, Tunisia and Tanzania. In this regard, Ghana exported ceramic tiles to Cameroun under the Initiative which was launched in Accra, in October 2022.

615. In 2023, Government will continue to support local companies to take advantage of opportunities available under AfCFTA. In this regard, the Ministry identified 224 companies out of which 135 were assessed for support.
616. Mr. Speaker, the Ghana International Trade Commission (GITC) resolved petitions received from local producers in the aluminum, iron and steel, and food and beverage sectors. In 2023, Government will continue to strengthen GITC to provide trade remedies to local manufacturers within the framework of World Trade Organization (WTO) rules.

MINISTRY OF TOURISM, ARTS AND CULTURE

2022 Performance and Outlook for 2023

Management and Administration Programme

617. Mr. Speaker, a multi-stakeholder heritage strategic framework for Ghana (2022-2029) was prepared and launched in March 2022. A focal team on reparation and restitution of illegally trafficked and stolen cultural heritage and artifacts to country of origin was inaugurated.

Tourism Product Development Programme

618. Mr. Speaker, the Ministry in collaboration with stakeholders, organised the annual "Chocolate Week" from 14th to 21st February, 2022 under the theme, "Our Chocolate, Our Health, Our Wealth" in Accra. The week saw the exhibition and sale of different variety of cocoa products including chocolates.
619. The Ministry also celebrated the Tourism Month to coincide with the Dubai Expo under the theme "Connecting Minds, Creating the Future", which was held from 1st October, 2021 to 31st March, 2022 to promote Ghana Tourism to the rest of the world.

Tourism Quality Assurance Programme

620. Mr. Speaker, the Ministry, together with the Ghana Tourism Authority, undertook the 2022 Annual Inspection and Licensing of Tourism Enterprises and issued operational licences to 2,734 tourism and hospitality establishments. This includes 2,215 formal accommodation, 87 informal accommodation, 233 formal food & beverage, and 5 entertainment facilities.
621. The Authority, through its Online Licencing of Tourism Enterprises platform, issued digital licences to 5,100 facilities. In addition, 277 new tourism enterprises were registered online across the country. Furthermore, 109 tour and site guide licence cards were issued.

Culture, Creative Arts and Heritage Management Programme

622. Mr. Speaker, the Ministry, in collaboration with the National Commission on Culture, organised a number of events including Wear Ghana, Arts Enterprise Seminar, Ghana Month Traditional Cooking Competition, Nyansapo Afahye (Nod of wisdom) celebrated by the people of the Eastern Region, some Cultural

Exposés, Baajo Festival in the Greater Accra Region, and Sankofa JHS Drama Competition.

623. As part of efforts to promote Ghanaian culture among its people, the International Women's Day Celebration was held in the Western North Region of Ghana, to celebrate women.
624. To encourage the speaking, writing, publishing and use of Ghanaian languages, the Bureau of Ghana Languages reproduced books in Ewe, Dangme and Mfantse.
625. Mr. Speaker, the National Folklore Board researched into Ga Symbols (Ga Samai) and put together the first 32 collection of symbols.
626. The Ministry, through the Ghana Museums and Monuments Board, renovated and commissioned the National Museum Gallery in June 2022 after years of refurbishment. In addition, the Bolgatanga museum project dubbed, "Photographic Exhibition of our Heritage Sites", was completed.
627. Mr. Speaker, in 2023, the Ministry will continue with its tourism promotion activities and other special local and international events.

MINISTRY OF ENVIRONMENT, SCIENCE, TECHNOLOGY AND INNOVATION

2022 Performance and Outlook for 2023

Management and Administration Programme

628. Mr. Speaker, construction works for the establishment of a Foundry and Machine Tooling Centre are still ongoing. Phase I, which involves the construction of the foundry, is currently 95 percent complete, while the three components of Phase II, comprising the construction of a machine tooling centre, a patterns development shop, and a staff canteen are at 25 percent, 70 percent, and 70 percent completion stage respectively.
629. The construction of the Machine Tooling Centre and ancillary facilities, as well as the installation of equipment are expected to be completed and handed over in 2023. The Ministry will partner private sector operators to operationalise the facility in 2023.
630. Mr. Speaker, to make a real tangible impact on the issue of plastic waste in our country, MESTI secured support for the establishment of a framework for Circular Economy in Plastics Management. In addition, the Ministry developed a plan for plastic waste management which will be piloted in an area of 7.24km² in Accra for six months. This will be evaluated and replicated if found successful. The development of the Circular Economy Framework for plastics management will commence in 2023.
631. Mr. Speaker, as part of measures to promote sound recycling and disposal of waste of electrical and electronic equipment, the Ministry continued with the

implementation of the pilot incentive payment system for e-waste collection at Old Fadama (Agbogbloshie), aimed at reducing the indiscriminate disposal and burning associated with the management of e-waste. So far, over 202 tonnes of e-waste cables, 34.6 tonnes of mixed batteries, and 11.4 tonnes of thermoplastics have been retrieved to prevent their indiscriminate disposal into the environment. The Ministry is working assiduously to hand over these accumulated e-waste types to accredited recycling companies for sound recycling, while efforts are being made to complete construction works on the E-waste Handover Centre, which is currently 65 percent complete. Implementation of Phase II of the Project will commence in 2023.

632. To address climate change issues, the Ministry developed the National Carbon Credit Framework and a national carbon registry system to support the registration, issuance, and transfer of carbon credits. The Ministry is facilitating the development of six carbon market projects involving private businesses in Ghana and Switzerland.
633. The projects cover areas such as: improved cookstoves; rooftop solar PVs; sustainable rice production in 14 rice-growing regions; biomass briquettes; recycling and composting of municipal solid waste in Takoradi, Ho and Dambai; and Landfill Gas Management. The continuous implementation of the Nationally Determined Contributions as well as the review of the National Biodiversity Strategy and Action Plan, will be undertaken in 2023.

Research and Development Programme

634. Mr. Speaker, to ensure that the country preserves its plant genetic materials for posterity, the Ministry, through the Council for Scientific and Industrial Research (CSIR), conserved 952 and distributed over 872 plant accessions. Additionally, five varieties of yam (SARI-Nyamenti, SARI-Pona, SARI-Tila, SARI-Fuseinibila, and SARI-Olondo) and several thousands of tubers of foundation seed yam were sold to farmers.
635. A total of 14 maize germplasms and two foundation seeds for drought-tolerant maize varieties were developed for climate-smart agriculture and supplied to seed growers to produce certified seeds for farmers under the Planting for Food and Jobs (PFJ) initiative. This also includes the production and supply of over 4,269,569 oil palm germinated seed nuts, 47,174 oil palm seedlings, 24,061 coconut seedlings, 199,100 cuttings of sweet potatoes, and 6,780 hybrid coconut seeds, for the Planting for Export and Rural Development (PERD) programme. An additional 4.0 tonnes of seed rice and 0.02 tonnes of seed pepper were also supplied to farmers. Furthermore, 35,220 brood stocks and 834,370 fingerlings of Nile Tilapia were distributed to farmers. In 2023, CSIR will continue to support national efforts at ensuring food security and poverty reduction by developing improved varieties for farmers.
636. Mr. Speaker, the Ministry through the Ghana Atomic Energy Commission (GAEC) monitored 562 base stations and 889 occupationally exposed mine, industrial, medical, educational, and educational research institution workers for radiation.

The National Indoor Radon Database was updated with data on radon in the soil, indoor, and underground mines among others. In 2023, GAEC will continue to use space science and nuclear technology for research purposes towards the introduction of nuclear power.

Environmental Protection and Management Programme

637. Mr. Speaker, in response to the dynamite explosion that resulted in the loss of lives and properties at Appiatse in the Western Region, the Ministry, through the Environmental Protection Agency (EPA), conducted two impact assessments of the environment to determine the ammonium nitrate levels. Subsequently, approval was given to the District Assembly to begin work on the land. Additionally, EPA is collaborating with key stakeholders to provide emergency escort services for licensed transporters and dealers of hazardous substances. The EPA will continue to monitor the situation and ensure strict enforcement of its regulations to prevent future explosions.
638. The EPA issued 5,990 environmental assessment permits and 67,498 chemical licenses in line with L.I 1652. Additionally, the EPA monitored 83 industries to analyse the level of pollution for effluent quality. Enforcement notices were issued to the non-compliant undertakings for cessation of activities. The EPA also ensured the full roll-out of the collection of advanced eco-levy on the remaining 300 HS codes on all imported electrical and electronic equipment. The EPA will continue the enforcement of environmental laws in 2023.
639. Mr. Speaker, the Nuclear Regulatory Authority (NRA) inspected and authorized 331 facilities for the use of radioactive sources and devices. An additional 288 permits were issued for the import, export, transport, and storage of radioactive sources and devices to ensure the protection of humans and the environment from the harmful effects of radiation. In 2023, NRA will continue to undertake regulatory enforcement and inspection of radiation-emitting facilities as well as develop guidelines on nuclear materials and facilities, radiation-emitting devices, and radioactive materials.

Spatial Planning and Human Settlement Programme

640. Mr. Speaker, following the Appiatse explosion, the Ministry, through the Land Use and Spatial Planning Authority (LUSPA), carried out the necessary surveys and prepared a local plan to facilitate the housing reconstruction process. The local plan is expected to accommodate about 870 people on 160-acre land. Additionally, LUSPA collaborated with the Lands Commission to prepare the Industrial Enclave and Urban Renewal Project Spatial Plans on 13,230.70 acres of land in the Shai-Osudoku and Ningo-Prampram Districts in the Greater Accra Region. Monitoring visits to selected MMDAs across the country on the Land Use and Spatial Planning issues will be carried out in 2023.

Biotechnology Development Programme

641. Mr. Speaker, the Ministry, through the National Biosafety Authority, conducted 10 public education programmes on biosafety. The Authority issued its maiden permit to the Savanna Agricultural Research Institute (SARI) of CSIR, for

environmental release and sale of an improved variety of cowpea (*Vigna unguiculata* L. Walp). The Authority also conducted a monitoring and inspection exercise at the confined field trial site of the NEWEST rice developed by Crop Research Institute of CSIR at Fumesua. In 2023, the Authority will continue with the monitoring and inspection of GMO use activities, as well as promote public education, sensitisation, and participation in biosafety.

MINISTRY OF ENERGY

2022 Performance and Outlook for 2023

Power Sector Development and Management Programme

642. Mr. Speaker, the Ministry of Energy is committed to the relocation of the 250MW Ameri Power Plant to Kumasi with the aim of improving supply reliability to reduce losses in the middle and northern parts of the national grid. The plant was successfully transferred to VRA to lead the implementation of the relocation works. It is envisaged that by end 2022, all agreements on the relocation works should be signed and implemented.
643. Mr. Speaker, in order to reduce transmission and distribution system losses and improve transmission system reliability, the 161KV Volta-Achimota-Mallam Transmission Line Upgrade Project was completed and is in operation.
644. In 2023, the Ministry will work to finalise preparations towards the Accra-Kumasi transmission line, the Western Corridor Transmission Upgrade Project as well as support the "Government Goes Solar" project for implementation.
645. Mr. Speaker, the Ministry is dedicated to H.E. the President's vision to achieve universal coverage of electricity by 2024. A total of 157 communities were connected to the national grid as at September 2022, with 200 additional communities expected to be connected by end 2022. The national electricity access rate has increased from 87.03 percent in 2021 to 88.54 percent.
646. The Ministry will connect an additional 400 towns under the SHEP-4, SHEP-5 and Turnkey Projects in 2023. This includes electrification in selected communities in Ahafo, Ashanti, Bono, Northern, and Upper East Regions. The Ministry will also commence the deployment of all-in-one solar street lighting in MMDAs across the country. This will help address the technical and financial challenges currently associated with street lighting.
647. Mr. Speaker, to improve quality and reliability of electricity supply, the Ministry, in collaboration with ECG, will undertake the Distribution Networks Improvement and Expansion Project in selected districts across the country.
648. Mr. Speaker, the Ministry of Energy has so far provided support in the form of engineering and consultancy services as well as electricity extension to 42 No. One District One Factory facilities across the country. Engineering assessments are ongoing for 30 more applications to determine the scope of works. The

Ministry will also support the implementation of the Agenda 111 Hospital Infrastructure Programme by providing power to the construction sites.

Renewable and Alternative Energy Development Programme

649. Mr. Speaker, civil works on the construction of three mini-grids at Azizkpe, Aflive and Alorkpem Islands in the Ada East District of the Greater Accra Region have been completed. This is part of the strategy to provide electricity to island communities and hard-to-reach areas with renewable energy technologies.
650. As at September 2022, the second phase of the 912kW Jubilee Solar PV Project was 80 percent complete. The Project is anticipated to be completed by the end of the year to significantly reduce the consumption of grid electricity.
651. Under the Solar Lantern Distribution Programme, a total of 3,804 units of solar lanterns were distributed to rural and peri-urban areas at subsidised prices as at end September. An additional 400 units are expected to be distributed by end of 2022. In 2023, the Ministry will distribute 5,000 units of solar lanterns to rural and peri-urban communities at a subsidised price, as part of efforts to promote clean lighting.
652. Mr. Speaker, 92,552 units of Improved Charcoal Cook Stoves were distributed with an additional 26,000 cookstoves manufactured for distribution by end 2022. It is estimated that 137,253 cookstoves will be distributed in 2023. The Improved Charcoal Cook Stoves Distribution Programme will address the exposure of women and children to carbon monoxide emissions from the use of wood fuel for cooking as well as reduce deforestation.
653. Mr. Speaker, as part of ongoing Phase II activities of the Ghana Nuclear Power Programme, one out of four candidate sites was approved by Cabinet to facilitate the development of the first nuclear power plant. The preferred nuclear technology and its recommended vendors were also approved for further engagement.
654. The Energy Transition Framework which is to provide the path to achieving net zero emission by 2070, while ensuring socio-economic growth and the sustainable utilisation of Ghana's natural resources, was also developed by the Ministry.

Petroleum Sector Development and Management Programme

655. Mr. Speaker, total crude oil production from the three producing fields was 34.8 million barrels, translating into an average daily oil production of 129,041.46 bbl. A total of 77.98 billion standard cubic feet (Bcf) of gas translating into an average daily rate of 288.83 million standard cubic feet (MMScf) was delivered for power generation and non-power gas users.
656. Greater Jubilee Field, as at end September 2022, had produced 20.4 million bbl averaging 75,816.23 bbl per day. A total of 25.20 Bcf (93.36 MMScf per day) of gas was exported to the Gas Processing Plant at Atuabo translating into an average of 98.31 MMscf per day.

657. Total crude oil produced by Tweneboa-Enyera-Ntome (TEN) Field was 5.7 million bbl averaging 21,168.57 bbl per day. A total of 3.31 Bcf (12.28 MMScf per day) was exported to the Gas Processing Plant at Atuabo.
658. Mr. Speaker, crude oil production from the Sankofa Gye Nyame Fields from January to September, 2022 was 8.6 million bbl at an average rate of 32,056.65 bbl per day. The field also exported a total of 49.46 Bcf (183.18 MMSCF per day) of the Non-Associated Gas to the Onshore Receiving Facility (ORF) at Sanzule.
659. In a bid to ensure the maximisation of Ghana's stake in all petroleum operations in the country, the Ghana Negotiation Team continued negotiations in respect of three potential petroleum agreements with the aim of enhancing hydrocarbon exploration and production and increasing the Country's petroleum reserves.
660. Mr. Speaker, the Ministry embarked on aggressive efforts to attract new investments into the upstream petroleum sector to support its reserves replacement agenda. A key part of this effort was oil and gas roadshows conducted in Houston, Texas, in Aberdeen, Scotland and in Cape Town, South Africa.
661. Five offshore blocks were promoted for direct negotiation including the Offshore Cape Three Points South, Shallow Water Cape Three Points, South West Saltpond, Goil Offshore's DeepWater Cape Three Points Block, and Base Energy's Expanded Shallow Water Tano Block. The feedback from these events has been positive and is expected to lead to new agreements to be negotiated for petroleum operations in 2023.
662. Mr. Speaker, given the imperatives of the global energy transition, it has become clear that Ghana needs to take its promotion efforts many notches higher. Government will, thus, institutionalise such Ghana-focused roadshows in key global oil regions as a permanent feature of its engagements with the petroleum industry in 2023.
663. Mr. Speaker, the Ministry granted ENI a conditional approval to jointly appraise the Akoma-1X and Eban-1X discoveries in the Cape Three Points Block 4 (CTP4) contract area. An additional discovery (Aprokuma-1X) was made in the pursuit of the contractor's obligations in the second extension period. Further evaluation is being carried out to determine if the discovery merits appraisal. In 2023, the Ministry will complete the appraisal of the Akoma and Eban discoveries.
664. Mr. Speaker, if these discoveries are proven to be commercially viable, the country's petroleum reserves will be increased, leading to increased oil and gas production and, thus, increased revenues. Additionally, jointly appraising and eventually developing the Akoma and Eban discoveries will reduce production cost as the same infrastructure will be used to produce the two discoveries.

665. Negotiations with N-Gas to reduce the take-or-pay and other financial obligations on the gas supply agreement with VRA were concluded and this is expected to lessen the take-or-pay burden on government.
666. Mr. Speaker, to build market confidence in the Petroleum Hub Agenda and solicit investments, the Petroleum Hub Development Corporation (PHDC), as part of its investment and business development strategy, actively participated in the Dubai Expo as well as the 2022 Offshore Technology Conference in Houston, Texas. In furtherance of this, the investment guide, brochure, QR Code and website were developed.
667. The Ministry is continually making efforts to ensure that at least 50 percent of Ghanaians have access to safe, clean and environmentally friendly LPG for increased domestic, commercial and industrial usage by 2030. As part of these efforts under the LPG for Development (LPG4D) Programme, contracts were signed for the procurement of 40,000 cook stoves for distribution to beneficiary MMDAs.
668. In this regard, a list of 19 beneficiary MMDAs and distribution schedule were finalised. Distribution in some MMDAs (Obuasi, Fomena, Manhyia South and Afigya Kwabre) in the Ashanti Region has commenced and 15,000 cook stoves are expected to be distributed by end 2022. The LPG for Household Use (LPG4H) Module is targeted at users in rural and peri-urban areas and is expected to benefit some 35,000 people across 60 districts in 2023.
669. The LPG for Commercial Use (LPG4C) Module targeted at commercial users is divided into 3 sub modules. In 2023, the module will target user beneficiaries in: 50 senior high, technical and vocational schools; 2,000 commercial catering establishments; and 40 commercial vehicle owners.
670. Mr. Speaker, the Ministry, in conjunction with the Cyber Security Authority (CSA), is constituting an Energy Sector Computer Emergency Response Team (CERT) to boost the resilience of critical energy sector infrastructure against cyber-attacks.

Infrastructure Sector

671. The main focus of the Infrastructure Sector is: water resource management; management of protected areas, coastal and marine erosion; provision of transport infrastructure; information and communication; construction industry development; drainage and flood control; infrastructure maintenance; rural and urban development management; and disaster management.
672. These interventions in the Infrastructure Sector will contribute to the achievement of the Sustainable Development Goals (SDGs) 1, 2, 3, 4, 5, 6, 7, 8, 9, 11, 12, 13, 14, 15, 16, and 17; and the AU Agenda 1, 3, 4, 5, 7, 10, 11, 12, 17 and 20. These are to promote the development of quality, reliable, sustainable and resilient infrastructure for broad-based economic development and improvement in livelihoods and wellbeing of citizens.

MINISTRY OF SANITATION AND WATER RESOURCES

2022 Performance and Outlook for 2023

Water Resources Management Programme

673. Mr. Speaker, a review of the 2007 Water Policy enabled the Ministry of Sanitation and Water Resources develop the necessary strategies and programmes for Ghana to attain the targets under the Sustainable Development Goal 6. A draft document has been developed and will be validated to facilitate the preparation of a cabinet information paper on the reviewed National Water Policy.
674. Mr. Speaker, the Ministry continued the water quality monitoring assessment programme to assess the turbidity levels of major water bodies to ascertain improvement in water quality ambient. In addition, equipment was procured to enhance data collection on river flows and levels on some of the major rivers in the country.
675. In 2023, Government will continue the fortnightly water quality monitoring, expand the nationwide water quality monitoring networks and undertake awareness campaign and remedial actions on results of the assessment. Government will also undertake groundwater monitoring to ensure the sustainable management and utilisation of ground water resources.

Urban Water Management Programme

676. Mr. Speaker, Government is making efforts to achieve the “Water for All” agenda. Under urban water supply, the Upper East Region Water Supply was completed and commissioned by H.E. the President. The project will improve the reliability and sustainability of water supply to Bolgatanga, Navrongo, Paga, Bongo, and its surrounding communities from now till the year 2040. The expected population to be served is 347,000.
677. Mr. Speaker, Cabinet and Parliamentary approvals were obtained, and Commercial Contract and Credit Facility Agreement signed for the implementation of the Tarkwa Water Supply Project. Communities to benefit from the project include Agona Wassa, Akyempem, Atoabo, Bankyem, Bonsaso, Charliekrom, Efuanta, Fanti Mines Compound, Kwabedu, Mantrem, Nsuta, Senyaekurase, Tamso, and Tarkwa.
678. In 2023, Government will implement the “Water for All” programme to ensure that every Ghanaian has access to potable water. The Ministry will continue with the construction of the Damongo, Keta, Sekondi-Takoradi, Sunyani, Tamale, Tarkwa, Wenchi, and Yendi Water Supply Projects, and the Greater Accra Metropolitan Area (GAMA) / Greater Kumasi Metropolitan Area (GKMA) Sanitation and Water Project. Government will also access concessional funding for Atebubu Water Project.

Rural Water Management Programme

679. Mr. Speaker, the Five Districts Water Supply Scheme in the Volta Region (Phase III), also known as the STRABAG Water Project is 95 percent complete. The

Project is a multi-district water supply system designed to serve five Districts in the Volta Region of Ghana namely: Adaklu Anyigbe; Agotime-Ziope; Central Tongu; Ho West and North Tongu Districts. When fully completed, 424 communities with a population of over 234,000 will benefit from the project.

680. Mr. Speaker, the Rural Communities and Small Towns Water Supply Project, also known as the Aqua Africa Water Project is on-going. The project will undertake the installation of 150 Nano filtration plants and construction of 12 small town water systems. Installation of some of the Nano-filtration plants are in progress and the construction of small towns water systems will commence in 2023.
681. Mr. Speaker, as part of reforms being undertaken by the Community Water and Sanitation Agency, a number of systems were rehabilitated and expanded to ensure the sustainable delivery of water supply services to people living in small towns and communities. The Mim Water Supply System, which was constructed and completed in 2003, was rehabilitated and expanded. Additionally, the rehabilitation of Yeji Water Supply System is 90 percent complete.
682. Mr. Speaker, the following systems have also been packaged for rehabilitation and expansion and currently, procurement processes have been initiated to select contractors to undertake the works. These are the Ejura, Goaso and Wulensi Water Supply Systems, and the Asankragwa, Bole, Sefwi Wiawso and Tumu Water Systems. In 2023, Government will continue with the process to rehabilitate and expand the water systems.

Sanitation Sector Management Programme

683. Mr. Speaker, the decommissioning and re-engineering of the Kpone (Tema) and Oti (Kumasi) Landfill sites are progressing steadily. Currently, works are at 97 percent and 70 percent complete, respectively.
684. Mr. Speaker, the Ministry, under the Greater Accra Resilient and Integrated Development (GARID) Project, is constructing an Engineered Sanitary Landfill and a Materials Recovery Facility in the Ga West Municipality. Detailed Engineering Design and Environmental and Social Impact Assessment is ongoing. In addition, fencing of land for the construction of a Transfer Station at the Ga East Municipality is ongoing, and a contractor selected to undertake the capping of the dumpsite at Abokobi (Abloradjei).
685. In 2023, the Ministry, under the GARID Project, will construct the Engineered Sanitary Landfill and the Materials Recovery Facility in the Ga West Municipality. In addition, two transfer stations will be constructed at the Ghana Atomic Energy Commission and the Adentan Municipality, respectively. Furthermore, two major dumpsites at Abokobi and Agbogbloshie (Old Fadama) will be capped.
686. Mr. Speaker, the Ministry under the Greater Accra Metropolitan Area Sanitation and Water Project constructed two simplified sewerage systems with total capacity of 2,400m³/day for two low-income urban communities (Ashaiman New Town and Bankuman in Tema Metropolitan Area) to benefit about 44,500 people.

In 2023, Government will continue the construction of septage and sewer lines under the project.

687. Mr. Speaker, Government is implementing the Greater Accra and Greater Kumasi Metropolitan Water and Sanitation Projects with funding of US\$125 million to increase access to improved sanitation and water supply in Greater Accra and Greater Kumasi Metropolitan Areas.
688. In Greater Kumasi Metropolitan Area (GKMA), the Project will provide 30,000 household toilets and construct 120 disability-friendly, gender-sensitive, institutional sanitation facilities for beneficiary schools and rehabilitate the Asafo Sewerage System in Kumasi. Works for the provision of household toilets commenced in all beneficiary MMDAs which include, Asokwa, Asokore-Mampong, Atwima Kwanwoma (Trede), Atwima Nwabiagya (Abuakwa), Bosomtwe (Esreso), Ejisu, Kwabre East, Kwadaso, Kumasi, Oforikrom, Suame, and Tafo. Additionally, the project will provide 12,000 household toilets, and disability-friendly, gender-sensitive, institutional sanitation facilities to 30 beneficiary schools in the Greater Accra Metropolitan Area.
689. Mr. Speaker, in 2023, Government will continue the implementation of Greater Accra and Greater Kumasi Metropolitan Water and Sanitation Projects. Government will upscale Community-Led Total Sanitation Programme to enhance construction of household toilets within the country and continue the construction of 5,000 household toilets in deprived communities within the Greater Accra Metropolitan Area under GASSLIP Project.

MINISTRY OF WORKS AND HOUSING

2022 Performance and Outlook for 2023

Infrastructure Sector Management Programme

690. Mr. Speaker, Government continued with the coastal protection works to protect the coastal settlements against beach erosion and flooding while protecting lives, livelihood and properties from tidal wave action. Accordingly, the Dansoman, Komenda, Elmina (Phase III), Cape Coast and Anomabu coastal protection projects are currently 97 percent, 95 percent, 92 percent, 80 percent and 75 percent complete, respectively. Other coastal protection works include the Dixcove (40 percent), Aboadze Phase II (45 percent) and Ningo-Prampram (50 percent).
691. In 2023, Government will continue with the implementation of the ongoing projects and also, commence additional coastal protection works at Blekusu (Phase II), Apam, Axim (Phase II), La and Teshie, Dansoman (Phase II), Shama, Ningo-Prampram (Section II), Tema New Town, Anloga, Takoradi and Maritime University Coastal Protection Projects.
692. Mr. Speaker, Government continued drainage improvement works to mitigate the disaster risks associated with flooding in various parts of the country, while minimising the economic losses that are associated with the floods. Accordingly,

the Ministry continued with the implementation of the 2018 and 2020 National Flood Control Programmes across the country.

693. Under the 2018 Programme, a total of 61 desilting contracts are 100 percent complete while 56 out of 93 construction works representing 60 percent are completed. Also, under the 2020 Programme, a total of 301 out of 312 desilting contracts are completed representing 96 percent while 25 out of 110 construction works are also completed representing 23 percent completion. All other remaining works including 67 construction works, are at various stages of completion.
694. The national flood control programmes, completed the construction of 35km of drains while more than 1,000km of other drainage channels were excavated, rechannelled and maintained across the country towards reducing the perennial devastating floods.
695. In 2023, Government will continue with the implementation of all ongoing flood control works and commence additional works under the 2023 National Flood Control Programme across all the 16 regions of the country to improve resilience to flooding. This together with other priority projects including the Baale, Lafa, Zongo/Dzor, Tamale, Takoradi, Kumasi West, Kumasi East as well as the Kumasi Central Business District Drainage will be rigorously pursued.

Human Settlement and Development Programme

696. Mr. Speaker, Government continued works on Phase III of the Security Services Housing Programme. The project which is located at the Ghana National Police Training School, Tesano comprises the construction of 320 units for the Ghana Police Service. The overall progress of work stands at 90 percent and will be completed in 2023. Work on the fourth phase of the programme will commence in 2023 for the Ghana Prisons Service.
697. Mr. Speaker, TDC Development Company Limited continued with works on the construction of 139 Blocks made up of 3,016 housing units under the Kpone Affordable Housing Programme. The project which is progressing steadily is 50 percent complete and will continue in 2023.
698. The State Housing Company (SHC) Limited continued the implementation of several housing projects across the country. The Urban Premier Project comprising 40 housing units was completed at Adenta. The Koforidua affordable housing project which entails the construction of 342 housing units is progressing steadily, while the Legacy Court Project which entails the construction of 12 houses, 7 town homes and 40 apartments is currently 75 percent complete. The SHC Limited continued the construction of 120 housing units each in Sefwi-Wiawso and Pwalugu, and the projects are currently 45 percent and 60 percent completed, respectively.
699. Mr. Speaker, Government continued the construction of 121 housing units for public servants comprising 2- and 3-bedroom apartments as well as Townhouses at Ridge, Airport and Roman Ridge. The projects are at various stages of

completion and the installation of fittings and fixtures are currently ongoing. It is anticipated that in 2023, all the 121 housing units at Ridge, Airport and Roman Ridge will be completed to provide decent accommodation for public and civil servants in Accra. Furthermore, the construction of additional 68 housing units commenced at Lartebiokoshie under the Redevelopment Programme. In 2023, these projects will continue.

MINISTRY OF ROADS AND HIGHWAYS

2022 Performance and Outlook for 2023

Road Rehabilitation and Maintenance Programme

700. Mr. Speaker, the Ministry of Roads and Highways continued routine maintenance activities comprising grading, pothole patching, shoulder maintenance, and vegetation control on 5,533km of trunk road, 1,811km of feeder road, and 3,223km of urban road networks.
701. Periodic maintenance activities, comprising re-gravelling/spot improvement and resealing works were carried out on 31km, 131km and 1,124km of the trunk, feeder and urban road networks, respectively. Since 2017, the Department of Urban Roads has completed 1,603km of asphalt overlay works (in 2022, 158km done as at September). The Regions and areas which benefitted from the works include;

Table 26: Asphaltic Overlay Works as at September 2022

REGION	AREA
Greater Accra	Osu, Labone, Airport Residential Area, Tesano, Madina, Tema, Ayawaso, Gbawe, Ngleshie Amanfrom, Shiashie, Burma Camp and Adenta.
Eastern	Anyinam – Kwabeng, Kyebi- Bunso, Suhum, Kwabeng, Akropong, Akim Oda and Akwatia
North East	Nalerigu, Walewale and Gambaga
Western	Adietem – Mpatado, Apollo- Apremdo, Davies street (Anaji)
Ashanti	KNUST, Juaben, Asokore, Suame Maakro, Effiduase and Effiduase Asokore, Suame Roundabout- Airport Roundabout,
Central	Winneba, Kasoa and Swedru
Upper East	DVLA Road

Source: MRH

702. Mr. Speaker, minor rehabilitation works covering minor upgrading and the construction of culverts and drainage structures were carried out on 225km of trunk roads, 349km of the feeder and 328km of the urban road networks, respectively.

Road and Bridge Construction Programme

703. Mr. Speaker, works on the La Beach Road Project which involves improving capacity along the Accra-Tema Beach Road and the construction of a 3-tier interchange at Nungua Barrier are progressing smoothly. Progress on Lots 1 and 2 are at 49 percent and 65 percent, respectively. Works on the interchange currently stand at 62 percent. Development works on the Kumasi Lake Roads and Drainage Extension project stands at 97 percent.
704. Mr. Speaker, as part of efforts to dualise and improve safety along major trunk roads, works have started on the Tema – Aflao and the Tema – Akosombo roads. Works have begun on the former with a progress of 30 percent. Works are ongoing on: the rehabilitation of Assin Fosu – Assin Praso road involving the dualisation of 1.2km of Assin Fosu township roads into a 4-lane carriageway; the reconstruction of the railway underpass bridge; and the reconstruction of drainage structures between Assin Fosu and Assin Praso. Currently, works are at 53 percent. Additionally, works on the reconstruction of Bechem – Techimantia – Akomadan and Agona Nkwanta – Tarkwa roads are at 21 percent and 7 percent completion, respectively.
705. Works on Phase II of the Obetsebi Lamptey Circle Interchange and ancillary works are ongoing. The project is at 71 percent completion. Additionally, with Phase I of the Tema Motorway Roundabout completed, Phase II, which involves the construction of the 3rd tier of the interchange, will commence. Construction of the Flyover over the Accra-Tema Motorway from the Flower Pot roundabout is 56 percent complete.
706. Mr. Speaker, work on the construction of 50No. prefabricated bridges to improve connectivity within areas cut-off by waterways continued in 2022. The works are located in all 16 Regions. A total of 31No. were launched and 13No. are at the sub-structure level. A contract was awarded for the design, fabrication and delivery of 87No. steel panel bridges out of which 27No. were delivered. Progress of the new bridge being constructed over River Pra to separate vehicular traffic from the rail along the Twifo Praso-Dunkwa road is at 87 percent.
707. Mr. Speaker, the Critical Regional and Inter-Regional Road Projects initiated in 2019 are at various stages of completion. Completed projects include:

Table 27: Critical Regional and Inter-Regional Road Projects

No.	Project Name	Region	Length (km)
1	Reconstruction of Osiem - Begoro Road - Lot 5	Eastern	24.8
2	Upgrading of Golokwati-Wli Road (km10-km27)	Volta	17.0
3	Upgrading of Nsuta – Beposo, Lot 3	Ashanti	7.0
4	Rehabilitation of Nkonya Wrumpung - Kwamikrom	Oti	21.0
5	Partial Reconstruction of Bawjiase - Adeiso	Central	15.0
6	Resealing of Tamale - Salaga Road - Lot 1	Northern	25.4

Source: MRH

708. Others which have achieved significant progress include;

Table 28: Other Road Projects

S/N	Project Name	Region	Length (km)	Sept. Progress (%)
1	Upgrading of Navrongo - Naga Road (km 2.7 - km 42.2) - Lot 1	Upper East	39.5	45
2	Upgrading of Wa-Bulenga-Yaala Road (Km 6.0- km 37.0) - Lot 1	Upper West	31.0	52
3	Upgrading of Salaga - Ekumdiye - Kpandai Road (Km 26.7 - km 45.3) and Kpandai - Nkanchina Road (10.8km) - Lot 2	Northern	29.4	69
4	Upgrading of Yagaba - Mankarigu Road (Km 12.0 - km 24.0) And Upgrading of Mankarigu - Nawuni Road (Km 0.0 - km 17.5) - Lot 4	North East	29.5	76
5	Upgrading of Daboya - Mankarigu Road (Km 30.0 - km 63.1) - Lot 5	Savannah	33.1	52
6	Rehabilitation of Atebubu - Kwame Danso Roads	Bono East	35.0	30
7	Upgrading of Anwiankwanta - Obuasi Road	Ashanti	30.0	90
8	Upgrading Of Nalerigu - Gbintri Road (Km 6.0 - km 46.0) - Lot 2	North-East	40.0	70
9	Rehabilitation Of New Abirem - Ofoasekuma Road (Km 0.0 - km 33.2) - Lot 2	Eastern	33.2	99
10	Upgrading of Bogoso - Insu Siding-Huni Valley Road - Lot 4	Western	26.0	83
11	Upgrading of Sefwi Wiawso - Akontombra Road (Km 0.0 - km 15.0) - Lot 2	Western North	15.0	75
12	Upgrading of Akrodie - Sayereso Road (Km 0.0 - km 20.0) - Lot 1	Ahafo	20.0	85
13	Upgrading Of Menji - Bui Road (Km 0.0 - km 30.0) - Lot 1	Bono	30.0	98.4
14	Rehabilitation of selected roads in Greater Accra	Greater Accra	25.0	78

709. Mr. Speaker, contract works under the Master Project Support Agreement (MPSA) with Sinohydro Corporation Limited are at the following stages of completion:

Table 29: Sinohydro Projects

NO.	DESCRIPTION	UNIT	SCOPE	SEPT. 2022 PROGRESS (%)
1	Tamale Interchange Project	No.	1	100
2	PTC Roundabout Interchange Project, Takoradi	No.	1	60
3	Sunyani Inner City Roads	km	39	63
4	Western Region and Cape Coast Inner City Roads	km	32.19	100
5	Upgrading of Selected Feeder Roads in Ashanti and Western Regions	km	68	100
6	Construction of Hohoe-Jasikan-Dodi-Pepesu	km	66.4	100
7	Kumasi Inner City Roads	km	100	10

Source: MRH

Road Financing

710. Mr. Speaker, government is pursuing the strategic decision to procure the 27.7km of the Accra-Tema Motorway and Extensions Project through the Ghana Infrastructure Investment Fund (GIIF). A PPP Concession Agreement backed by an appropriate toll arrangement will be presented to Parliament for approval to facilitate its execution. Provision has also been made in the 2023 and the Medium-Term Budget for the Equity and Viability Gap Funding required by a GIIF Special Purpose Vehicle (SPV) to enable the project start in earnest in 2023. The project will be delivered in phases.
711. Mr. Speaker, the iconic nature of the project is such that when completed, there will be five lanes each on both sides of the main Accra-Tema Motorway stretch, and six lanes each on the Tetteh Quarshie – Apenkwa stretch of the road. The project will include the remodeling of Tetteh Quarshie Interchange, the reconstruction of the Apenkwa Interchange and the construction of new interchanges at the Fiesta Royale cross roads and Neoplan area.

Road Safety and Environment Programme

712. Mr. Speaker, the implementation of the axle load programme over the years has resulted in a significant decrease in the incidence of overloading which currently stands at less than 2.2 percent. The Ministry will install additional stations or use mobile axle weighbridges to further reduce incidence of overloading.
713. In 2023, Government will continue with maintenance of the road asset to protect the huge investment, and development in line with its programme.
714. Mr. Speaker, the following pipeline projects are at various stages of preparation:
- Roads
 - Construction of Accra – Kumasi Road: Osino Bypass (11.5km);
 - Construction of Accra – Kumasi Road: Anyinam Bypass (6.10km);
 - Construction of Accra – Kumasi Road: Enyirisi Bypass (9.10km);
 - Construction of Accra – Kumasi Road: Konongo Bypass (13.6km);
 - Construction of Ofankor – Nsawam Road (14.1km);
 - Construction of Adidome – Asikuma Junction (39.2km) and Asutsuare – Aveyime (23.9km) including 2No. interchanges at Dufor Adidome and Asikuma Junction;
 - Kasoa – Cape Coast Dualisation (116km);
 - Takoradi (PTC) – Daboase (38km);
 - Dualization of Sekondi and Adiembra Roads (30km);
 - Peduase-Mamfe-Koforidua (40.5km);
 - Takoradi -Agona-Nkwanta- Apemanim; and
 - Kumasi Outer Ring Road.
 - Construction of Interchanges
 - Ahodwo (as part of the completion of Kumasi Inner Ring Road);
 - Santasi (as part of the completion of Kumasi Inner Ring Road);

- Kumasi Airport Roundabout (as part of the completion of Kumasi Inner Ring Road); and
- Oforikrom Roundabout (as part of the completion of Kumasi Inner Ring Road).
- Bridges
 - Construction of Bridge over the Volta River at Volivo;
 - Buipe, Yapei and Daboya Bridges;
 - Adawso-Ekyi Amanfrom Bridge; and
 - Dikpe, Iture and Ankobra Bridges.

MINISTRY OF COMMUNICATIONS AND DIGITALISATION

2022 Performance and Outlook for 2023

715. Mr. Speaker, Government, through the Ghana Investment Fund for Electronic Communications (GIFEC), constructed 1,003 rural telephony sites under the Rural Telephony and Digital Inclusion Project. This has benefitted 1,353 rural communities that can now make calls and use the internet via their mobile phones, thereby opening huge possibilities for social and economic activities.
716. In 2023, Government will provide additional 700 sites under the Ghana Rural Telephony and Digital Inclusion Project for voice and data services to ensure reliable, affordable, and secured broadband infrastructure to 4,000 rural communities. The Ministry will also extend aerial fibre coverage by 1,300km as backhaul to rural communities to improve quality of service and customer experience.
717. To empower girls and young women to take up careers in ICT, the Girls-In-ICT initiative trained 3,000 girls and 300 teachers at the basic school level. In 2023, the programme will be scaled up to the SHS level, targeting 100,000 girls and young women.
718. Mr. Speaker, as part of efforts towards achieving 'Goal 4' of UN Sustainable Development Goals – *Ensuring inclusive and Equitable Quality Education and Promote Lifelong Learning Opportunities for all* – Government established 1,030 ICT labs (80 SHS, 947 JHS, and 3 Nursing Colleges) to serve as access points, providing ICT services to more than 240,000 students under the School Connectivity Programme. In 2023, Government will equip 120 additional schools, (40 SHS and 80 Basic), with ICT laboratories. Special consideration will be given to schools of the 2022 winners of Girls in ICT Initiative competitions.
719. Mr. Speaker, under the Digital Terrestrial Television (DTT) project, 10 sites were deployed with stand-alone solar power supply systems. This is to ensure clean, stable and reliable power to protect the transmission equipment. In 2023, the Ministry will continue the deployment of the power supply systems to the DTT sites.

720. Mr. Speaker, Government, in pursuing its universal access programmes through the construction of Community Information Centres (CICs) to address challenges of low connectivity, high cost of access and non-availability of ICT centres especially in the rural areas, constructed 30 new CICs in selected locations across the country. In 2023, work on the provision of CICs will continue.
721. Mr. Speaker, the Ghana Meteorological Agency (GMet) installed 16 Agro meteorological standard Automatic Weather Stations for data collection in the agriculture sector to assist farmers with needed information.
722. Mr. Speaker, GMet refurbished the only working Automatic Weather Observation System (AWOS) at Kotoka International Airport (KIA). In 2023, the GMet will procure and install an AWOS at Kumasi Airport to ensure compliance with International Civil Aviation Organisation (ICAO) and World Meteorological Organisation standards and protocols.
723. Mr. Speaker, the Postal and Courier Services Regulatory Commission (PCSRC) as part of its operational mandate licensed 47 new courier operators. It also renewed the licenses of 89 existing operators bringing the total to 136. PCSRC extended its operations to Kumasi by opening a Kumasi office. In 2023, two additional offices will be opened in Takoradi and Tamale to bring PCSRC services closer to the people and businesses.
724. Mr. Speaker, the Cyber Security Authority (CSA), in 2022, developed draft frameworks for licensing cybersecurity operators and developed frameworks for accreditation of sectoral Computer Emergency Response Teams (CERTs). In 2023, the CSA will register all designated Critical Information Infrastructure (CII) and implement Audit and Compliance programmes. CSA will develop a Legislative Instrument (L.I) for the Cybersecurity Act, 2020. Additionally, CSA will implement the National Child Online Protection Framework and the Accreditation Framework for sectoral CERTs.
725. Mr. Speaker, as part of Government's efforts at digitising information, the Ministry through the National Information Technology Agency (NITA) enrolled 43 MDAs and 47 MMDAs onto the SmartWorkplace in 2022. A total of 469 MDAs/MMDAs were signed onto the SmartWorkplace. Additionally, a mobile App was integrated into the Ghana.gov platform to improve citizen-to-government engagement. This has harmonised all government online payment platforms into one digital payment service.
726. NITA has further enrolled on the Public Key Infrastructure (PKI) platform, Ghana Immigration Service for e-visa, signed up to ICAO Public Key Directory platform, onboarded and integrated the National Identification Authority and Ghana Immigration Service as Certificate Authority to give authentication of the Ghana Card and e-Visa, respectively.
727. Mr. Speaker, in 2023, NITA will scale up the roll-out of PKI services with the registration and certification of certificate authorities and registration authorities

who will serve as authorised dealers. Services such as Digital Signatures, authentication services and Secured Socket Layer (SSL) for online web services authentication will also be rolled-out.

728. NITA will also fully implement the Enterprise Architecture and Interoperability Framework to ensure that all IT projects are coherently implemented according to stated standards and best practices.
729. Mr. Speaker, the Data Protection Commission (DPC) under its regulatory functions in 2022, registered and renewed the licenses of 317 and 275 data controllers, respectively. The Commission also trained 158 data protection supervisors and staff of 15 institutions. In 2023, the DPC will launch its 3-year strategy and scale-up the registration status of data controllers. DPC will also review the Data Protection Act and its Regulations.

MINISTRY OF RAILWAYS DEVELOPMENT

2022 Performance and Outlook for 2023

730. Mr. Speaker, on the Western Railway Line, the construction of the 22km Kojokrom to Manso section progressed from 65 percent at the end of December 2021 and is expected to be about 90 percent by end December 2022. Construction works commenced in June 2022 for the 78km section of the Western line from Manso to Huni Valley, and includes the conversion of the narrow gauge line between Kojokrom and Takoradi, as well as an extension of the standard gauge line into the newly expanded Takoradi Port. This is to ensure the existence of a seamless means of hauling minerals and other bulk freight along the Western corridor using the new standard gauge railway line.
731. The development of the Takoradi Port to Huni Valley Railway Project, which has a 42-month construction period has commenced. Efforts are being made to speed up the construction works to complete a section of the project up to Nsuta for the transportation of minerals to the Port of Takoradi by rail rather than using the road network.
732. Mr. Speaker, civil works have commenced for the development of a new 6km standard gauge railway line in Kumasi as part of the Western Railway development project to help in addressing the congestion being faced within the Central Business District, particularly, between Adum and Kaase. Having addressed the initial challenges with encroachments on the right of way, the development of the Adum to Kaase railway line is expected to progress significantly in 2023.
733. An improved passenger rail service was reactivated on the Accra-Tema section of the existing narrow gauge Eastern Railway Line, after the service went dormant in 2020 due to the COVID-19 pandemic. Maintenance works are on-going in order to restore passenger operations on the Achimota to Nsawam section.

734. Mr. Speaker, the Tema to Mpakadan standard gauge railway line project is gradually nearing conclusion following the completion of major components of the project including the 300m rail bridge across the Volta River, maintenance facilities, passenger stations and freight yards, signalling and telecommunications, among others. Works at the Mpakadan rail terminal are expected to be completed before the end of the second quarter of 2023, by which time delivery would have been taken of the rolling stock, for testing and operation of the new standard gauge railway line.
735. Mr. Speaker, Government is investing in the development of local capacity to maintain the railway system in order to sustain it for the benefit of future generations. Following the upgrade of the old Railway Training School in Sekondi, now known as the UMaT School of Railways and Infrastructure Development, the facility has since 2021 enrolled over 1,000 youth in various engineering and ancillary programmes.
736. Mr. Speaker, Government is also upgrading the old Railway Workshop Complex at Sekondi to strengthen local capacity for the repairs and maintenance of locomotives, wagons, coaches and ancillary railway equipment for the efficient operation of railway services in Ghana.
737. In 2023, Government will continue to develop local human resources and technical capacity for the maintenance of the railway system through the construction and equipping of workshops, and providing practical hands-on training to youthful Ghanaians. All these efforts are aimed at creating the needed jobs and wealth to support the growth of our economy.
738. Mr. Speaker, in 2023, the construction of the 22km Kojokrom-Manso section of the Western Railway Line and the 97.97km Tema-Mpakadan Railway Line are expected to be completed and operationalised. These will be the first standard gauge railway lines to be operated in Ghana.

MINISTRY OF TRANSPORT

2022 Performance and Outlook for 2023

Maritime Services Programme

739. Mr. Speaker, to ensure safe launching and landing of artisanal fishing canoes as well as create and maintain hygienic environments, create jobs for the beneficiary communities and also improve their livelihoods, Government constructed 12No. fish landing sites and 2No. fishing ports. Status of work are as follows;
- Axim - 95.74%
 - Dixcove - 94.85%
 - Moree - 96.78%
 - Mumford - 97.68%
 - Winneba - 88.82%
 - Elmina - 95.40%
 - Senya Beraku - 97.64%
 - Gomoa Feteah - 96.51%

- Teshie - 98.89%
- Keta - 99.86%
- Osu - 97.32%
- Ekumfi - 98.73%
- Mfantseman - 94.62%
- Jamestown - 56%

740. Additionally, the development of complementary projects such as fish smoking pavilions, health centres, multiple purpose market facilities, sanitary facilities and drainage systems are at various stages of completion as indicated below;

Table 30: Complementary Projects for Fish Landing Sites and Ports

Project	Location	Status
<ul style="list-style-type: none"> • 6 No. classroom block • 20-seater toilet facility • 550-metre storm drain 	Moree	Completed
Dormitory block for Gomoaman SHS	Gomoa Fetteh	Completed
Fish smoking pavilion	Dixcove	Completed
Community Health center	Asadame, Keta	Completed
<ul style="list-style-type: none"> • Police Station • Fish smoking pavilion 	Mumford	Completed
32-seater toilet facility	Axim	Completed
Health Post	Gomoa West	35% complete
Construction of 7.806 km Town Roads	Gomoa Fetteh, Senya Beraku, Winneba prisons road and Arkaah St., Lower and Upper Dixcove, and Lower and Upper Axim	Completed

Source: MoT

741. Mr. Speaker, to increase port traffic, revenue generation and job creation, the development of the Phase I of the Container and Multi-purpose Terminal with a 600m quay wall at the Takoradi Port capable of accommodating bigger vessels has been fully completed.
742. Following the completion of feasibility studies for the Volta Lake Transport Improvement Project, Cabinet and Parliamentary approvals were obtained for a loan facility. The main components of the project include: a Slipway; an Integrated Management System (IMS); and 10 landing stages with reception facilities at Agordeke, Akateng, Dambai, Dodoikope, Kete-Krachi, Kojokrom, Kpando Torkor, Kwame Dwamena, Makango and Yeji; as well as the supply of five modular passenger and vehicle vessels.
743. Mr. Speaker, to decongest the Port of Tema and facilitate transit trade through Ghana's transit corridor, the construction of the Boankra Integrated Logistics Terminal (BILT) is on-going. In addition, two Transit Truck Parks at Paga and Elubo were constructed and commissioned for operation as part of efforts to improve trade and facilitate smooth flow of cargo to our neighbouring landlocked countries.

Road Transport Management Programme

744. Mr. Speaker, a draft Legislative Instrument to operationalise the National Road Safety Act 2019, (Act 993) was finalised and submitted to Parliament for consideration.
745. Following a successful campaign of "ARRIVE ALIVE", the National Road Safety Authority has introduced a Phase II of the campaign dubbed "STAY ALIVE" which combines education, advocacy and enforcement to fight the menace of road crashes. The campaign has empowered passengers to speak-up against bad driving behaviour and dangers on our roads. The impact of the "STAY ALIVE" campaign is reflected in this year's road crashes statistics.

Aviation Development and Management Programme

746. Mr. Speaker, Shareholders and Partnership Agreements were signed with the selected Strategic Partner for the Home-Based Carrier which will be known as "GhanaAirlines". The airline is expected to be operationalised in 2023.
747. To open up the country for efficient movement of people, goods and services and promote tourism, the upgrading of the Tamale Airport was completed and undergoing Operational Readiness and Transfer (ORAT). The Tamale Airport will serve the Sahelian Region and also as an alternate to KIA.
748. Mr. Speaker, Phase II of Kumasi Airport Expansion Project is fully completed while Phase III is 89.33 percent complete. Additionally, a draft feasibility report on the Central/Western Region Airport was submitted and is being subjected to stakeholder engagement.
749. In line with Government's policy to improve air connectivity, boost trade and tourism, the Ministry rehabilitated, commissioned, and operationalised the Sunyani Airport. The construction of Phase II of the Airport will commence in 2023. The scope of work will include extension of the existing runway, and the existing terminal building will undergo expansion and remodeling.

Social Sector

750. Mr. Speaker, the key focus of the Social Sector is: education and training; health and health services; food and nutrition security; population management and migration for development; poverty and inequality; child protection and family welfare; support for the aged; gender equality, empowerment of women and girls; sports and recreation; youth development; social protection; disability and development; and employment and decent work.
751. Policy measures in the social sector seek to promote social, economic and political inclusion for all Ghanaians and are in line with Sustainable Development Goals (SDGs) 1, 2, 3, 4, 5, 6, 8, 9, 10, 11, 12, 13, 16 & 17; and the African Union (AU) Agenda 1, 2, 3, 4, 5, 7, 12, 13, 17, 18 & 20.

MINISTRY OF EDUCATION

2022 Performance and Outlook for 2023

Management and Administration Programme

752. Mr. Speaker, to accelerate teachers' professional and career advancement within the proper competency framework in the pre-tertiary sector, the National Teaching Council (NTC) issued licenses to 123,311 in-service teachers in 2022, bringing the total number of licenses issued to 297,671.
753. Similarly, 79 Continuous Professional Development (CPD) service providers were accredited while a total of 90,078 teachers underwent the approved CPD programme as part of efforts to improve their pedagogical skills to effectively manage classrooms and enhance instructional practices.
754. The Ministry of Education in collaboration with its relevant stakeholders put in place measures to intensify the "back to school campaign" in all districts across the country. A total of 114 head teachers and school-based counsellors were trained on "safe school" practices. In 2023, the Ministry will partner all relevant stakeholders to intensify the "back to school" campaign to ensure that no child is left behind.
755. Mr. Speaker, as part of Government's commitment to enhance the delivery of library infrastructure in the country, six new public libraries were completed and commissioned this year with details as follows:
- Nii Commey Library and ICT Centre in Efutu in the Central Region;
 - Dzagada Afadzinu Public Library in Akosua Village in the Central Region;
 - Nana Afia Kobi Serwah Ampem II Public Library in Ashtown in the Ashanti Region;
 - Edward Akufo-Addo Public Library located at Frafraha in the Greater Accra Region;
 - Wiamoase Community Library in the Ashanti Region; and
 - Dwoanin Community Library in the Ashanti Region.

756. Similarly, 10 existing public libraries were renovated in Accra, Koforidua, Kumasi, Cape Coast, Takoradi, Tamale, Bolgatanga, Wa, Tema and Winneba. In 2023, the Ghana Library Authority will add three new libraries and renovate five existing ones.
757. In line with Government's commitment to promoting the culture of reading among the populace and making reading materials accessible to all, the Authority embarked on Mobile Library Van outreaches in 996 basic schools across the country. To complement these efforts, the Ghana Book Development Council organised reading promotions for 14,831 school children and also uploaded 32 videos on reading and creative writing. In 2023, the Ministry will continue the implementation of these interventions, and undertake Mobile Library Van Outreaches in 1,200 basic schools across the country.
758. Mr. Speaker, the National School Inspectorate Authority conducted Compliance Based Inspections in 4,767 public and private basic schools. This was to ensure that schools are able to support learners achieve the prescribed learning outcomes through quality teaching and effective school leadership by setting and enforcing quality standards. In 2023, Government will inspect and licence 24,500 private schools at the pre-tertiary level and conduct school performance inspection in 2,381 public and private basic schools.
759. In line with Government's commitment to ensuring that adequate logistics are available for effective and efficient administration of schools and educational directorates, the Ministry procured and distributed 175 (66-seater) Buses, 71 Pick-Ups and 2 Tractors to Senior High Schools and Technical and Vocational Education and Training Institutes across the country.

Basic Education Programme

760. Mr. Speaker, the various social intervention programmes implemented by government continued to ease the financial burden on parents and guardians in the access and provision of quality education to their wards. Accordingly, Government continued with the implementation of its social intervention programmes at the basic school level.
761. A total of 10,579 basic schools received additional funding in the form of a learning grant to enable them implement their School Performance Improvement Plans (SPIPs) under the Ghana Accountability for Learning Outcomes Project (GALOP). In 2023, Government will continue with the implementation of the social interventions and priority programmes.
762. The provision of new educational infrastructure and the expansion and rehabilitation of existing ones is key to the objective of increasing access to and participation in education at all levels. In view of that, the Ministry completed and handed over 40 basic school infrastructural projects in 2022.

Secondary Education Programme

763. Mr. Speaker, Government's commitment to the implementation of the Free SHS Programme remains unwavering. Total number of beneficiaries currently stands at 1,308,816 students for the 2021/22 academic year. In 2023, government will continue with the implementation of the Free SHS Programme and continue to facilitate access to various educational items.
764. Government continued with the infrastructural expansion in Senior High Schools to create more access to students at that level. A total of 21 projects made up of classrooms, dormitories, staff bungalows, libraries, toilet facilities etc. have so far been completed this year.

Technical and Vocational Education and Training (TVET) and STEM

765. Mr. Speaker, Government recognises the important role of Technical and Vocational Education and Training (TVET) in the industrialisation agenda of the country as it provides the necessary skilled manpower.
766. In view of this, Government has cut sod for the construction of the first phase of 32 state-of-the-art TVET Centres across the country. The project, which will be completed in the next 24 months is aimed at increasing the employment rate of the youth in Ghana through the provision of skills training especially in the rural areas.
767. In addition, 22 TVET Institutes were accredited to implement Competency-Based Training (CBT) and 605 beneficiaries were issued with vouchers to access CBT at accredited training providers under the Ghana TVET Voucher Project.
768. In 2023, Government will continue the construction of two technical institutes (Akyem Awisa and Tolibri) and seven technical colleges (Abrankese, Boako, Dambai, Guabuliga, Kenyasi No.1, Patuda, and Salaga). Government will also continue with the establishment of nine state-of-the art TVET Centres under Phase I of the project and commence Phase II of the project (12 state-of-the art TVET centres).

STEM Education

769. Mr. Speaker, as part of efforts aimed at achieving the 60:40 Science to Humanities ratio at the tertiary level as planned in the Education Strategic Plan (2018-2030), the Ministry is currently piloting a one-year pre-engineering programme that builds the foundation of non-science students to enable them enroll in mainstream engineering programmes at the Bachelor of Science level. The programme is being implemented at the University of Mines and Technology (UMaT) and the Pentecost University.
770. In order to challenge and tap into the creative potential of students in second cycle institutions, Government introduced a STEM competition (STEMNOVATION) that will task competing schools to apply indigenous materials in their

surroundings to develop a STEM project that has the potential to solve a specific problem in their community.

771. In 2023, Government will complete and operationalise the remaining seven out of ten STEM SHSs and continue with the construction of 20 Regional STEM centers in line with government policy of promoting science, technology, engineering, and mathematics.

Non-Formal Education Programme

772. Mr. Speaker, the Complementary Education Agency (CEA) offers basic functional literacy instruction to underprivileged groups, complementary educational pathways or opportunities in the formal education system from primary to tertiary levels for people including out-of-school children, and occupational skills training for various groups. The CEA established 1,509 classes with a total of 31,108 learners across the country.

Tertiary Education Programme

773. Mr. Speaker, as part of efforts to expand the capacity of existing tertiary institutions, H.E. the President cut sod for the commencement of the construction of the Bunso campus of the University of Environment and Sustainable Development in the Eastern Region.
774. To ensure that no qualified tertiary student is denied access because they are unable to pay fees the 'No Guarantor Students Loan Policy' was rolled out to make it easier for students in tertiary institutions to access loans to support their education. The implementation of this pro-poor policy will remove barriers and significantly increase inclusive access to tertiary education.

MINISTRY OF EMPLOYMENT AND LABOUR RELATIONS

2022 Performance and Outlook for 2023

Management and Administration Programme

775. Mr. Speaker, the Ministry of Employment and Labour Relations led the organisation of the maiden National Labour Conference; a broad stakeholders' platform, to deepen dialogue with Social Partners and other key Government Institutions.
776. In response to the decision of the conference, a Technical Committee was constituted to review the Single Spine Pay Policy and a draft report, including recommendations, was developed pending validation. The conference represented another level of tripartite engagement for building peaceful labour relations and consequently, labour agitations were reduced.
777. Mr. Speaker, in 2023, the Ministry will organise the second National Labour Conference to deepen its collaboration with the tripartite partners and all other stakeholders for the maintenance of a peaceful industrial atmosphere in the country.

778. The Ministry resolved all 12-strike actions in the second half of the year, intensified stakeholder engagements, and engaged the Council of State, the Parliamentary Select Committee on Local Government and Rural Development and 25 Trade Unions towards the promotion of harmonious labour relations in the country.
779. The Ministry undertook a nationwide survey on the incidence of violence and harassment in the world of work to enrich discussions with stakeholders towards the ratification processes of the ILO Violence and Harassment Convention, 2019 (No. 190). In 2023, the Ministry will secure approval for the ratification of the Convention.
780. Mr. Speaker, to strengthen labour migration governance, the Ministry drafted Bilateral Labour Agreements (BLAs) between Ghana and Italy, Mauritius, Saudi Arabia, and Kuwait. The BLAs are pending adoption by representatives of the various countries and Ghana. The Ministry also developed a standardised template to regulate the export of labour between Ghana and other countries.

Job Creation and Development Programme

781. Mr. Speaker, as at October 2022, the Youth Employment Agency (YEA) had engaged 80,735 beneficiaries under its various modules. In 2023, the Agency will engage 124,500 beneficiaries. The co-operatives institutions of the Ministry facilitated the formation of 1,248 new co-operative societies. The Department inspected 1,357 co-operatives and audited 464 existing co-operative societies.
782. The Department of Co-operatives and the Ghana Co-operatives Council trained a total of 17,200 farmers and 408 artisans. The Ghana Co-operatives Council organised 300 stakeholder engagements for co-operative leaders and policy makers to support the promotion and development of co-operatives to increase employment.
783. In 2023, the co-operative institutions will register 1,100 new societies, inspect 900 and audit 750 existing ones. The Ministry will continue to strengthen the co-operative institutions to enable them facilitate the formation of new ones and provide the needed support to existing ones for the growth of vibrant co-operatives, job creation and economic development.

Skills Development Programme

784. Mr. Speaker, the Ministry's technical and vocational skills training institutions, the National Vocational Training Institute (NVTI), Opportunities Industrialisation Centres-Ghana (OICG) and the Department of Integrated Community Centres for Employable Skills (DICCES) trained a total of 2,710 persons in various trades. The NVTI tested 34,355 candidates in various trades. The Management Development and Productivity Institute (MDPI) on the other hand, trained 1,031 persons in various productivity enhancement courses to improve skills and productivity levels in the various sectors of the economy.

785. In 2023, technical and vocational skills training institutions will move to the TVET Service. The MDPI, which will be the only institution to implement the Skills Development Programme will train 1,000 persons in various management and productivity enhancement skills.

Labour Administration Programme

786. Mr. Speaker, the Labour Department conducted 344 workplace and establishment inspections and placed 10,771 persons in gainful employment through the Public Employment Centres (PECs), Private Employment Agencies (PEAs), and Job Fairs. The Department registered 436 workmen compensation cases and facilitated the payment of compensation to 244 persons. The Department also issued 48 Collective Bargaining Certificates.
787. In 2023, the Labour Department will conduct 1,000 workplace and establishment inspections and facilitate the placement of 6,500 jobseekers through the PECs, PEAs and Job Fairs.
788. The Department of Factories Inspectorate (DFI) also registered 520 new factories, shops and offices while inspecting 3,342 workplaces. The Department conducted 12 industrial hygiene surveys and investigated all 17 reported industrial accidents. The DFI will in 2023 register 520 new factories, inspect 3,500 offices, shops and factories, undertake 140 Health and Safety Talks, and conduct 45 industrial hygiene surveys.
789. Mr. Speaker, the National Pensions Regulatory Authority enrolled 476,213 persons from the informal sector representing 6.2 percent of the workforce onto the 3rd Tier of the 3-Tier Pension Scheme. The Authority prosecuted all 69 recalcitrant employers who defaulted in honouring their obligation to their employees. The Authority launched the Cocoa Farmers Pension Scheme and commenced pilot registration in August 2022. In 2023, the Authority projects to increase enrolment onto the 3rd tier to 15 percent of the workforce.

MINISTRY OF YOUTH AND SPORTS

2022 Performance and Outlook for 2023

Management and Administration Programme

790. Mr. Speaker, the senior national football team, the Black Stars of Ghana qualified to the 2022 FIFA World Cup Tournament in Qatar. The team played three friendly matches against Brazil, Nicaragua, and Switzerland as part of preparations and will battle Portugal, Uruguay and South Korea in Group H of the Tournament. The Black Princesses also participated in the 2022 World Cup Tournament in Costa Rica.
791. The Ministry organised the maiden edition of the National Fitness Day on 10th September, 2022 at the Accra Sports Stadium. Scores of people including keep fit clubs, students and sports enthusiasts joined H.E. the Vice President and some key dignitaries on a health walk in some principal streets of Accra.

792. Mr. Speaker, Team Ghana successfully participated in the 2022 Commonwealth Games in Birmingham, UK from 27th July to 8th August, 2022 and won a total of five medals in boxing and athletics, comprising two silver and three bronze.
793. The Ministry as part of government's digitalisation agenda, successfully piloted e-ticketing for sporting activities. This service is to help make ticket sales and purchase easy and convenient.
794. Mr. Speaker, a Cabinet Memorandum for National Anti-doping was prepared, and a stakeholders' consultation on the draft Bill for the establishment of the National Anti-doping Agency held on 24th June, 2022 to solicit inputs from various stakeholders.
795. The National Anti-doping secretariat organised a tour on sensitisation against the use of drugs in sports for three selected schools in Accra and Tema Metropolitan areas from 28th to 30th June, 2022. The sensitisation captured what drug abuse is, the different types of abuse and effects and symptoms of addictions. Emphasis was also made on the need for drug-free sports especially among the youth.
796. Mr. Speaker, Team Ghana participated in the 2022 World Athletics Championship in Oregon, USA held from 15th-25th July, 2022. Ghana placed fifth in the men's 4x100m relay final. The top four teams, Canada, the United States of America, Great Britain and Jamaica were followed by the Ghanaian quartet, who had a time of 38.07 seconds.
797. Mr. Speaker, the National Youth Authority successfully launched the National Youth Volunteer Programme. The programme is designed to coordinate volunteer activities in the country and has an objective of developing active citizens, fostering national cohesion, and creating opportunities for skills development among young people.
798. Youth Parliaments, meant to provide a single formalised structure at the district, regional and national levels to deliberate on matters of importance to youth development, and hold duty bearers accountable, were inaugurated in 11 Regions and 248 Districts.
799. Mr. Speaker, the National Youth Authority facilitated the participation of four young people comprising one male and three females at the Commonwealth Youth Forum (CYF) in Kigali, Rwanda from 19th to 21st June, 2022. The CYF is a usual side event of the biennial Commonwealth Heads of Governments Meeting (CHOGM) which offers young people the opportunity to deliberate and present the youth perspectives on topical ideals and concerns of the Commonwealth.
800. Mr. Speaker, the National Hockey Female Team won a silver medal at the African Hockey Cup of Nations in Accra, Ghana from 17th to 23rd January, 2022 with their player Sulemana Hadizat being adjudged the overall best player in the female category.

801. The National Amateur Boxing Championship was organised from 17th February to 5th March, 2022. A total of 18 boxers were selected for further training to constitute the National Amateur Boxing Nucleus Team for the 2022 Birmingham Commonwealth Games.
802. Mr. Speaker, the NSA in collaboration with the Ghana Boxing Association, launched the Professional National Boxing League on 5th March, 2022 at the Bukom Boxing Arena-Trust Emporium, Accra. A total of 16 out of 20 Scheduled Matches took place. The Authority, in collaboration with the National Arm-Wrestling Federation, also organised the Independence Arm Wrestling Challenge on 7th March, 2022.
803. Mr. Speaker, Ghana's female high jumper Rose Amoanimaa Yeboah won a Gold medal with a jump of 1.97metres at the African Athletics Championship in Mauritius held in June 2022, and Jeshurun Obiri Yeboah Pryce Tandoh won a silver medal at the African Under-8 Youth Chess Championship held in Lusaka, Zambia in July 2022.
804. The National Cycling Association organised a National Tour Du Ghana Tournament in Ablekuman Olebu, Accra in July, 2022. Anthony Boakye of the River Parks Cycling Club in the Bono Region won, beating 62 other cyclists in a 97.5km criterium.
805. Mr. Speaker, the National Kickboxing Team, the Black Terminators, bagged five medals at the World Association of Kickboxing Organization (WAKO) African Zone II Kickboxing and Pro Fight Championship held in July, 2022 in Abidjan, La Cote d'Ivoire. Richard Asiedu (70kg) won gold and was pronounced the best kickboxer in his division; Edmond Agator (60kg) also won gold; Charles Lamptey (60kg) took a silver medal while Lucky Sarfo (75kg) and Michael Acheampong (65kg) won a bronze medal each.
806. Ghana's number one swimmer Abeiku Jackson put up a splendid performance to win a gold and a silver medal in the men's 100 metres Butterfly and men's 50 metres Butterfly with times of 53.89 seconds and 24.08 seconds, respectively at the CANA Senior African Swimming Championship held in Tunisia in August 2022.
807. Mr. Speaker, the Local Organising Committee (LOC) of the 13th African Games undertook various sensitisation exercises to promote the games in Ghana. The LOC collaborated with the National Sports College to host the 2022 Aboakyir Tennis competition. The LOC also organised the 1st Joint technical committee meeting in February 2022. Participants included representatives of the African Union Sports Council (AUSC), Technical Committee for the African Games (TCAG), some African Confederation Heads and National Federation Heads. At the end of the Committee Meeting, 24 Sports Disciplines and one Demonstration sport were selected for the 13th African Games.
808. The Ghana Olympic Committee, Ghana Athletics Association and the LOC organised a National Athletics Championship at the Cape Coast Stadium from 30th June, 2022 to 1st July, 2022.

809. Mr. Speaker, in 2023, Government will continue preparatory activities towards the hosting and organisation of the 2023 All African Games. The Ministry will finalise L.I. for Youth Act, 2016 (Act 939), L.I. for Sports Act, 2016 (Act 934), National Anti-doping bill and establish the National Anti-Doping Agency. The Ministry will also organise the maiden National Sports Congress and develop a national sports database.

NATIONAL COMMISSION FOR CIVIC EDUCATION

2022 Performance and Outlook for 2023

Management and Administration Programme

810. Mr. Speaker, the National Commission for Civic Education (NCCE) developed and launched its Gender Policy to mainstream gender in the implementation of all programmes for effective civic education delivery.

Civic Education Programme

811. Mr. Speaker, the Commission undertook 32,950 activities under the three sub-programmes: Constitutional Awareness Creation; Deepening and Sustaining Civic Awareness; and Patriotism and Good Citizenship.
812. Mr. Speaker, to sustain the dialogues and consensus-building processes for concrete actions on the need for constitutional reforms, the NCCE organised a Roundtable Discussion that secured inputs from Civil Society Organisations (CSOs) as major stakeholders in the country's democratic architecture. Representatives of CSOs such as Centre for Democratic Development (CDD), Institute of Democratic Governance (IDEG), Ghana Integrity Initiative, the Danquah Institute (DI), and representatives of political parties were present.
813. To respond to emerging demands for environmental cleanliness, the NCCE organised clean-up exercises in major locations of Accra, Kumasi and Tamale. Through the clean-up campaigns, the NCCE amplified efforts at promoting sustainable environmental management through civic education. Additionally, the Commission sensitised the public on dangers of child labour, child abuse, and early marriage.
814. In 2023, the Commission will continue to implement activities towards constitutional awareness creation, deepening and sustaining civic awareness, and patriotism and good citizenship.

MINISTRY OF CHIEFTAINCY AND RELIGIOUS AFFAIRS

2022 Performance and Outlook for 2023

815. Mr. Speaker, in collaboration with the Ministry of Justice and Attorney General's Department (MoJAGD), five Counsel were recruited to help with the adjudication of Chieftaincy cases within the Upper West, Oti, Savannah, North East and Western Regions.
816. Judicial Committees of the Houses of Chiefs settled 36 Chieftaincy cases which were mostly on succession. The Ministry intensified the process of strengthening the capacity of the Judicial Committees to ensure the speedy adjudication of matters.
817. Mr. Speaker, in 2023, the Ministry will pursue its two main programmes, Chieftaincy Management and Religion for Development. The Ministry will reduce the average time for the adjudication of chieftaincy cases before houses of chiefs from four to three years and resolve 10 percent of all cases before the various judicial committees.
818. Mr. Speaker, the relevance of a database management system in the chieftaincy institution to cover stools and their occupants cannot be over emphasised. Consequently, the Ministry held preparatory meetings with Ministry of Communications and Digitalisation on the creation of a database for chiefs. A proposal for the project was developed and engagements held with Regional Registrars on the exercise.
819. The National House of Chiefs recommended and approved 1,010 Chieftaincy Declaration (CD) Forms for entry into the National Register of Chiefs. The objective of the exercise is to report on the current status of persons as Chiefs in Ghana. In 2023, a database will be created for chiefs.
820. Mr. Speaker, the Ministry identified 23 sites within the Central, Eastern, and Western Regions for christian heritage programmes aimed at deepening values, understanding and appreciation of christian history, art and culture for national development. In 2023, the Ministry will engage stakeholders to identify areas within the chieftaincy laws for possible amendment.
821. Mr. Speaker, taking into cognisance the role played by religious leaders, the Ministry will continue to engage them in promoting national discourse. In this regard, a number of peace building programmes aimed at deepening intra-faith and interfaith dialogue to enhance social cohesion for national development will be pursued.

MINISTRY OF HEALTH

2022 Performance and Outlook for 2023

Management and Administration Programme

822. Mr. Speaker, as part of the Ministry of Health's oversight responsibilities, a number of policies were developed and disseminated in 2022. Policies developed include Nursing and Midwifery Mentorship Policy Guidelines to improve regulation of nurses and midwives, and the National Medicine Pricing Strategy to help control and regulate pharmaceutical products in Ghana. The Universal Health Coverage Roadmap (2020-2030) and Health Sector Medium Term Development Plan (HSMTDP) 2022-2025 were disseminated.
823. The development and review of the following policies are ongoing: Health Financing Strategy; Referral Policy; Essential Health Services Package; Medical Tourism Policy; National Medical Oxygen Policy; Health Information System Strategy (2022-2025); and Policy Guidelines for COVID-19 Management at Community Pharmacies.
824. Mr. Speaker, in support of Government's drive to increase access to and improve quality of care, the Ministry is undertaking a number of projects. They include: the construction and equipping of 80-bed district hospitals at Osiem, Assin Kuhyea and Kutre and a 40-bed hospital at Dormaa Akwamu; the upgrading of Wamfie Polyclinic to a 60-bed district hospital; construction of three district hospitals at Ayensuano, Offinso and Effiduase; completion of maternity blocks at Tafo and Kumasi South Hospitals; construction of residential facility at Abrepo for Kumasi South Hospital; and supply and installation of medical equipment for eight selected district hospitals.
825. Mr. Speaker, the year 2022 saw vigorous human resource movement. A total of 122 nurses were sent to Barbados as part of the bilateral agreement between the governments of Ghana and Barbados. As at September 2022, a total of 4,126 health professionals sought clearance to practice outside the country. Government is also working on a Memorandum of Understanding with the United Kingdom Government to regulate migration of health workers from Ghana to the UK.
826. In 2023, the Ministry of Health will continue to regularise the exportation of health professionals by concluding on the Memorandum of Understanding between the Governments of Ghana and the United Kingdom. The Ministry will also implement the Health Financing Strategy to support financing of the Universal Health Coverage Roadmap. Government will continue with the establishment of the National Vaccine Institute and Ghana Centre for Disease Control. Additionally, Government will introduce the malaria vaccines in 2023.

Health Service Delivery Programme

827. Mr. Speaker, to improve access to specialist services across the country, some new services were introduced at the teaching hospitals. Komfo Anokye Teaching Hospital introduced cardiac angiography and Dual Energy X-ray Absorptiometry

(DEXA) services. The Tamale Teaching Hospital, with funding from a philanthropist, established a radiotherapy centre to improve oncology services in the northern part of the country and introduced cardiology, colposcopy, urogynecology, endoscopy and CT-Scan services. The Ho Teaching Hospital also introduced CT-Scan and endoscopy services and acquired a mobile clinic van to support outreach services.

828. In 2023, the tertiary facilities will continue to provide quality specialised services. Komfo Anokye Teaching Hospital will expand the Nuclear and Radiotherapy Centre, retool the Accident and Emergency Centre, complete the construction of Fertility Centre, and set up a CathLab and a Cardiothoracic Centre.
829. As part of the Universal Health Coverage Roadmap target of strengthening primary health care services at the lower levels, the Ghana Health Service is reorganising service delivery at the lower level through the Network of Practice concept, which makes the health centre the hub of service delivery. Guidelines for the operation of the Network of Practice were developed and stakeholder consultations are ongoing.
830. As part of processes of reorganising service delivery at the primary level, the Ghana Health Service, in 2023, will implement the Network of Practice concept to ensure that quality health services are provided at the lower levels to promote primary health care. The service delivery agencies will implement the Non-Communicable Disease Policy by focusing on wellness centres and geriatric care. The Ghana Health Service will build on the disease surveillance and response strength gained under COVID-19 to detect and respond to future pandemics and emergencies.
831. Mr. Speaker, Malaria continues to be amongst the top ten killer diseases in Ghana. As part of government efforts to eliminate malaria, an application (LSM Implement app) for mapping and treatment of mosquito breeding sites in the districts was developed and is being implemented.
832. To improve adolescent health and counselling services for the youth, the Ghana Health Service developed a mobile application called "You Must Know (YMK) Mobile App" to address adolescent and youth challenges online, and facilitate referral for further needs or specialised care.
833. Mr. Speaker, access to quality blood remains a challenge. To help address this, the National Blood Service launched and disseminated the national strategy for screening of donated blood and immune-haematological testing. The Ministry also collaborated with Zipline Drone Services to distribute blood and blood products to hard-to-reach facilities.
834. Mr. Speaker, the Ministry disseminated the Non-Communicable Diseases Policy to help deal with emerging non-communicable diseases. As part of the implementation of the policy, the Christian Health Association of Ghana is carrying out research dubbed "Akoma Pa" to understand emerging non-communicable

diseases in 85 facilities across six regions with a targeted enrolment of 70,000 clients.

835. To support the development of traditional medicines, the Centre for Plant Medicine Research analysed 334 herbal products, and conducted toxicity tests and efficacy studies on four and six herbal medicines, respectively. In 2023, the Traditional Medicine Practice Council will launch and implement the advertisement guidelines on traditional medicine services.

Human Resource for Health Development Programme

836. Mr. Speaker, to improve quality of care, the Ghana College of Physicians and Surgeons developed guidelines for postgraduate training. The Ghana College of Nurses and Midwives also introduced specialty training in 22 areas and enrolled 643 trainees. The Tamale Teaching Hospital was also accredited as a post graduate training centre by the West African College of Physicians and Surgeons (WACPS). In 2023, WACPS will commence post graduate training at the Tamale Teaching Hospital.

Health Sector Regulation Programme

837. Mr. Speaker, to strengthen the mandate of health regulatory agencies, the Ghana Psychology Council developed Legislative Instruments for Part V of the Health Professions Regulatory Bodies Act, 2013 (Act 857), and Health Facilities Regulatory Agency for Health Institutions and Facilities Act, 2011 (Act 829). In 2023, the Ghana Psychology Council and Health Facilities Regulatory Agency will complete and implement the Legislative Instruments for their various Acts.
838. Mr. Speaker, as part of international collaboration, the Food and Drugs Authority signed a Memorandum of Understanding with Rwanda Food and Drugs Authority to achieve Maturity Level 3 and collaborate on mRNA vaccine manufacture. In 2023, the Authority will continue to strengthen institutional and technical capacity for local vaccine manufacture and strive to achieve WHO Global Benchmarking Tool Maturity Level 4 for medicines and vaccines.
839. In the area of pharmacy practice regulation, the Pharmacy Council launched the National Electronic Pharmacy Platform for the deployment of electronic pharmacy services and will operationalise this platform in 2023 to improve access to medicines and quality pharmaceutical care.

Health Infrastructure

840. Mr. Speaker, in 2022, Government completed the following projects: construction of CHPS compounds at Debiso, Nsutam, and Tiawia; a district hospital at Konongo; treatment and holding centres at Aflao, Elubo, Keta, Kumasi South, and Sawua; and Fevers Unit and COVID-19 Isolation Centre at Korle Bu.
841. The following projects are nearing completion: construction of regional hospital at Sawua; one district hospital and five polyclinics in Western Region at Akontombra, Bogoso, Elubo, Mpohor, Nsuaem, and Wassa Dunkwa; expansion and equipping of four selected facilities at Aburi (Kom), Akwapim Mampong

(Tetteh Quarshie Memorial Hospital), Atibie and Kibi; Bolgatanga Regional Hospital Phase II; and treatment and holding centres at Asawinso, Cape Coast, Goaso, Pantang, and Zebilla. In 2023, Government will also access concessional funding to undertake the following projects after completion of the necessary feasibility studies. Phase II of the Accra (Ridge) Regional Hospital Project; Retooling of Selected Public Health Facilities Project; rehabilitation of the Cape Coast Teaching Hospital and Accident and Emergency Centre Project.

COVID-19 Update

842. Mr. Speaker, as at 20th November, the cumulated total confirmed cases of COVID-19 was 171,008 with an active case count of 23 and 1,461 unfortunate deaths. A total of 2,521,580 tests have been conducted since the outbreak of COVID-19 with a positivity rate of 6.8.
843. Government has placed vaccination as the major COVID-19 prevention strategy with 12,034,108 Persons (37.9 % of the total population) receiving at least 1 dose, 8,977,750 persons (28.3% of total population) fully vaccinated and 2,544,214 Persons receiving at least one Booster dose.
844. In 2023, Government will continue to place vaccination as the major COVID-19 prevention strategy while implementing the proven interventions adopted since the outbreak of the pandemic i.e. surveillance, risk communication, containment and case management, testing and laboratory Services.

National Health Insurance Authority

845. Mr. Speaker, active membership under the NHIS as at 30th September, 2022 is 15.5 million representing 49.3 percent of Ghana's population. The mobile renewal system continues to improve the re-enrolment fortunes of the National Health Insurance Scheme since the nationwide rollout, with cumulative mobile renewals of 23.9 million from January 2019 to August 2022.
846. The National Health Insurance Authority (NHIA) improved its claims management processes with emphasis on e-claims and paperless systems at all four Claims Processing Centres.
847. In 2023, NHIA will continue to digitise its operations. It will scale up enrolment of members onto the Scheme using the Ghana Card. The Authority will continue the implementation of e-claims and paperless system at all Claims Processing Centres. The Authority will work together with the Pharmacy Council to integrate operations with the National Electronic Pharmacy Platform to improve online prescription of medicines.

MINISTRY OF GENDER, CHILDREN AND SOCIAL PROTECTION

2022 Performance and Outlook for 2023

Gender Equality and Equity Programme

848. Mr. Speaker, Government continues to promote gender equality and equity in its efforts to create an inclusive society for all. To this end, the Ministry of Gender, Children and Social Protection, in collaboration with its stakeholders, organised 44 sensitisation programmes for 4,679 people in different communities across the country on Sexual and Gender-Based Violence (SGBV), teenage pregnancy, and harmful cultural practices including child marriage.
849. The Ministry also engaged stakeholders to track the implementation of the Adolescent Pregnancy Strategy which addresses sexual and reproductive health issues confronting adolescents, particularly the girl child, by ensuring that girls stay in school to complete their education. The strategy has regulated stakeholder interventions on addressing adolescent pregnancy in Ghana.
850. Mr. Speaker, in 2022, the International Women's Day was observed and celebrated by the Ministry to increase awareness of gender equality and women's empowerment. The day was commemorated with a series of activities under the theme "Equality today for a sustainable tomorrow".
851. In 2023, the Ministry will continue with the sensitisation programmes on SGBV, early marriage, women's reproductive health rights and harmful cultural practices. In addition, the Ministry will initiate the process of reviewing the strategy for ending adolescent pregnancy five years after its implementation.
852. The Ministry will also advocate for the passage of the Affirmative Action Bill as well as observe and participate in all International Days that affect men and women.

Children Rights Promotion, Protection and Development Programme

853. Mr. Speaker, to increase and deepen awareness on the need for promotion and protection of rights of the child, the Ministry sensitised 3.43 million people including children and adults on various child protection issues using the Child Protection toolkit and also reached 334,379 people on various social media platforms through the Ghanaian Against Child Abuse (GACA) campaign.
854. Mr. Speaker, Ghana's report on the implementation status of the African Charter on the Rights and Welfare of the Child was submitted to the Committee on the Rights and Welfare of the Child, and is awaiting recommendation of the Committee.
855. In 2023, the Ministry will continue to sensitise the public and stakeholders on the development, protection and promotion of the rights of children in Ghana, coordinate the implementation of child related policies and standard operating procedures for child protection. Ghana's 6th and 7th Combined Reports to the United Nations Committee on the Rights of the Child will also be defended.

Social Development Programme

856. Mr. Speaker, Government in its efforts towards mainstreaming disability, undertook a progressive compilation and analysis of data on Persons with Disabilities (PWDs). To this end, data on 103 graduates from the tertiary institutions and 12,667 children with disabilities were compiled.
857. The Ministry also monitored and tracked reports on the disbursement of the District Assemblies Common Fund (DACF) for PWDs from 103 MMDAs. In 2023, the Ministry will continue with the monitoring of the disbursement of the 3 percent DACF for PWDs and build capacities of stakeholders on the need for the protection of their rights. A DVLA policy on testing and training drivers with disabilities was also finalised and is being implemented.
858. Mr. Speaker, Drafting Instructions for the Social Protection Bill was finalised for onward submission to AG's Department for redrafting. The Ministry commenced development of the medium-term implementation plan for the National Social Protection Policy (NSPP). The Ministry also reviewed the performance of the targets against the short-term NSPP implementation plan. Series of key stakeholder engagements on the modalities for mainstreaming social protection into the informal sector were organised.
859. In 2023, the Ministry will continue to sensitise stakeholders on social protection issues, develop and implement a shock response strategy to address the needs of Ghanaians during disasters and strengthen systems for the delivery of effective and efficient social protection services in Ghana.
860. Mr. Speaker, Government continues to provide support for vulnerable children, the aged and disintegrated families in the country. A total of 294 children are receiving care and protection in the state-owned residential homes for children (24 in Tamale, 67 in Kumasi, 133 at Osu and 70 in Shelter). A number of children, 76 boys and 108 girls were reunified with their biological parents. These children are integrating well within their families and various communities. Welfare services were provided to 665 families and 29 aged persons. Hospital welfare services in the various health centres across the country were provided to 6,420 patients.
861. Government will continue to provide support for vulnerable children and disintegrated families in 2023. The support includes education and the provision of care in government residential homes, the provision of counselling services to distressed individuals, support services to children and families, provision of vocational skills training to vulnerable youth, adults and persons with disabilities to help them live productive lives. The Ministry will monitor and license day-care centres, foster parents and residential homes for children.

Ghana School Feeding Programme

862. Mr. Speaker, in 2022, the Ghana School Feeding Programme (GSFP) fed 3,620,468 pupils in 10,832 public basic schools with one hot, nutritious meal for every school-going day. The Programme employed 32,496 caterers and cooks especially

women, to improve their income level to take care of their families. The programme further created a ready market for local farmers thereby boosting the local economy.

863. In 2023, the programme will continue to provide one hot, nutritious meal to school pupils on each school-going day and the Ministry will implement vigorous monitoring to ensure effective and efficient service delivery of the GSFP.

The Livelihood Empowerment Against Poverty (LEAP) Programme

864. Mr. Speaker, to achieve the objective of smoothening the daily consumption and nutritional level of extremely poor households, the Ministry paid five cycles of LEAP cash grants to 344,389 households.
865. A total of 260 District Social Welfare Officers, 32 Regional Directors and Community Care Programme Heads from all 16 regions were trained on the LEAP operations manual.

Domestic Violence and Human Trafficking

866. Mr. Speaker, the Ministry organised a stakeholder consultation to review the Domestic Violence (DV) Act legal framework for the prevention of and protection against domestic violence. The Domestic Violence Act, 2007 (Act 732) criminalises various acts of physical and sexual violence, economic and psychological abuse and intimidation in domestic relations. The Government also operationalised the Domestic Violence Account with a seed amount of GH¢1.5 million as part of the implementation of the Act.
867. The Ministry trained 46 paralegals in Gender Concepts, SGBV, the Domestic Violence Act, the Children's Act, Women's Rights, Child Marriage tool kit, Guidelines for paralegals, and how to use the Boame Application and Orange Support Center.
868. Mr. Speaker, the Ministry commissioned the Human Trafficking (HT) secretariat and Trauma-Informed Care Center and provided comprehensive trauma-informed care to 24 child, 46 adult female, and 27 adult male victims of human trafficking.
869. The World Day Against Trafficking in Persons (Blue Day) was commemorated and as part of the celebration, the Ministry launched the National Plan of Action for the elimination of Human Trafficking in Ghana.
870. In 2023, the Ministry will continue to provide comprehensive trauma care to survivors of human trafficking. Preventive mechanisms, including community dialogues and the commemoration of the World Day Against Trafficking in Persons, will be undertaken. The Ministry will also embark on awareness raising programmes to sensitise stakeholders on the devastating effects of human trafficking.

NATIONAL LABOUR COMMISSION

2022 Performance and Outlook for 2023

Management and Administration Programme

871. Mr. Speaker, to promote effective labour management co-operation and also uphold the rights and responsibilities of employers and workers for effective industrial relations practices, the National Labour Commission put in place measures to ensure effective administration of workplace justice and the expeditious resolution of industrial and labour disputes.
872. The Commission handled 487 complaints involving over 70,000 workers. The cases were filed by both public and private sector employers, workers, trade unions, and associations. Of the total number of cases handled, 47 percent were fully resolved with the rest still undergoing the processes of resolution.
873. Mr. Speaker, some major industrial actions were recorded in 2022, 90 percent of which were of public interest. Some of the issues which led to the strike actions are still undergoing settlement.
874. In all, 17 industrial actions were handled by the Commission. The Commission resolved 87 percent of the strike disputes with the rest undergoing the process of resolution. The Commission rendered 53 rulings, decisions, directives and orders out of which 81 percent were complied with. The rest are being prepared for prosecution and enforcement.

Public Safety Sector

875. The main focus of the Public Safety Sector is: human security and public safety; and law and order. Policy measures in the Public Safety Sector are in line with Sustainable Development Goals (SDGs) 3, 8, 9, 10, and 16; and the AU Agenda 11, 12, and 13, which seek to ensure effective, accountable, transparent and responsive institutions that provide protection at all levels.

OFFICE OF THE ATTORNEY GENERAL AND MINISTRY OF JUSTICE

2022 Performance and Outlook for 2023

Law Administration Programme

876. Mr. Speaker, the Office of the Attorney General and Ministry of Justice, represented the State in 811 civil cases initiated against the State which could have resulted in the payment of huge sums of money to plaintiffs as judgment debts. The Office also reviewed 122 agreements and contracts, as well as 31 memoranda of understanding for MDAs and MMDAs. Additionally, the Office resolved 146 petitions and requests, and provided 104 legal opinions. In 2023, the Office will represent and defend the State in about 600 civil suits, review about 150 agreements and contracts, resolve and respond to about 195 petitions as well as provide about 190 legal opinions and advice on requests.
877. Mr. Speaker, the Office received 710 dockets and initiated prosecutions on 510 in various courts across the country. The office dealt with 453 motions out of the 520 received and 75 appeals. In addition, the Office resolved 172 petitions out of 203, dealt with 10 extradition requests to various countries, and 65 Mutual Legal Assistance requests. In 2023, the Office expects to receive 1,900 criminal cases from the various investigative bodies out of which at least 1,500 are expected to be prosecuted. The office also expects to give 300 pieces of advice to the police on criminal cases, as well as resolve about 50 petitions out of the projected 250.
878. The Office, initiated, drafted and facilitated the passage of a number of essential Bills and prepared 350 pieces of legislation made up of 6 Substantive Legislations and 344 Subsidiary Legislations, which were enacted into law by Parliament. The legislation for the period under review included 6 Substantive Legislations, 2 Legislative Instruments (LIs), 1 Constitutional Instrument (CLs), and 341 Executive Instruments (EIs).
879. Mr. Speaker, the under listed legislation for the period under review included the Electronic Transfer Levy Act, 2022 (Act 1075), the Students Loans Trust Fund (Amendment) Act, 2022 (Act 1076), the Supplementary Appropriation Act, 2022 (Act 1078), the Ghana Standards Authority Act, 2022 (Act 1078), the Criminal and Other Offences (Procedure) (Amendment) Act, 2022 (Act 1079), and the Fees and Charges (Miscellaneous Provisions) Act, 2022 (Act 1080).
880. Mr. Speaker, the Office also reviewed Legislative Instruments including the Ghana Shipping (Carriage of Containers) Regulations, 2022 (L.I. 2439) and the Narcotics Control Commission Regulations, 2022 (L.I. 2440). In addition, the Office

reviewed Constitutional Instruments including the Second Session of Parliament (Commencement) Instrument, 2022 (C.I. 136) and 325 Executive Instruments on curfews.

881. Other Executive Instruments reviewed in 2022 included: E.I. 20 Imposition of Restrictions (Corona-virus Disease (COVID-19) Pandemic) (No. 25) Instrument, 2022, E.I. 75 State Lands (Manso) Mpohor District of the Western Region, (Site for Ghana Railway Development Authority) Instrument, 2022, E.I. 76 State Lands-Akuateng-Dodowa-Greater Accra Region (Site for Water Reservoir and Booster Station for Ghana Water Company Limited) Instrument, 2022, and the E.I 77 State Lands (Eshiem) Sekondi-Takoradi Metropolis of the Western Region (Site for Ghana Railway Development Authority) Instrument, 2022.
882. Mr. Speaker, the Office prepared and laid the following legislations before Parliament; National Pensions (Amendment) Bill, Wildlife Resources Management Bill, Intestate Succession Bill, Ghana Commission for UNESCO Bill, National Vaccine Institute Bill, and Grains Development Authority (Amendment) Bill.
883. The Office, through the Legislative Drafting Division, is currently working in collaboration with other MDAs to enact 42 Bills (Advertising Council Bill, Aged Persons Bill, Affirmative Action (Gender Equality) Bill, Atomic Energy Commission (Amendment) Bill, Anti-Doping Agency Bill, Broadcasting Bill, Chemical Weapons and Industrial and Consumer Chemicals Bill, Child Justice Administration Bill, Children's Bill, Civil Service Bill, Cooperatives Bill, Community Service Sentencing Bill, Consumer Protection Bill etc.)
884. Mr. Speaker, the Office also prepared 18 Legal Opinions in response to requests for advice and legal reviews on agreements, contracts, policies and legislation. In 2023, the Office will draft at least 20 pieces of Substantive Legislation and 200 pieces of Subsidiary Legislation.

Copyright and Entity Administration Programme

885. Mr. Speaker, the Office of the Attorney General and Ministry of Justice, through the Registrar-General's Department (RGD), registered 93,105 businesses and companies made up of; 452 subsidiary business names, 5,380 companies limited by guarantee, 147 partnerships, 12,651 companies limited by shares, 74,418 sole proprietorship, and 57 external companies. The Department also registered 1,589 marriages, 1,102 trademarks, and 37 industrial designs, and filed 1,343 trademarks and 15 patents. In 2023, the Office expects to register 2,600 marriages and 1,900 trademarks, administer 620 estates and file 2,200 trademarks. The Department will also organise public awareness programmes on intellectual property laws in Ghana.
886. Mr. Speaker, the Office registered 899 Copyright Protected Works and organized a sensitization workshop for over 550 police officers in Accra. In 2023, the Office will organize 10 public education programmes on copyright and related rights in the print and electronic media, and conduct three anti-piracy exercises nationwide

as well as register 1,000 copyright works. The Office will also expand operations by opening one regional office.

Management of Economic and Organised Crime Programme

887. Mr. Speaker, the Office, through the Economic and Organized Crime Office (EOCO), recovered an amount of GH¢27.55 million (being GH¢11.14 million direct recovery into the Consolidated Fund and GH¢16.41 million indirect recovery to other institutions) from the proceeds of crime as at end September, 2022.
888. Mr. Speaker, EOCO investigated 490 cases out of which 19 are being prosecuted at various courts. The Office secured one court conviction, and five cases were dismissed. In addition, the Office carried out 55 sensitisation programmes on cybercrimes, 55 on gaming, three outreach programmes on human trafficking and irregular migration. In 2023, EOCO anticipates to investigate 450 cases, out of which over 50 cases will be prosecuted. The Office plans to carry out 60 sensitisation programmes on cybercrimes, 55 on gaming, and five outreach programmes on human trafficking.

Legal Education Programme

889. Mr. Speaker, the General Legal Council (Ghana School of Law), enrolled 94 lawyers to the Bar during a mini call in June 2022 and 785 in the main call in November 2022. The Council successfully disposed of 148 disciplinary cases against lawyers and received 96 complaints. In 2023, the Council expects to call 750 lawyers to the Bar and admit about 1,000 students into the Ghana School of Law during the 2023/2024 Academic Year.

Management and Administration Programme

890. Mr. Speaker, the Criminal and Other Offences (Procedure) (Amendment) Act, 2022 (Act 1079) was passed by Parliament to provide for plea-bargaining in order to overhaul the country's criminal justice system by allowing accused persons to admit guilt and enter into arrangements with the prosecution. The Office continued work on the Law House Project, which is 58 percent complete.

OFFICE OF THE LEGAL AID COMMISSION

2022 Performance and Outlook for 2023

Management and Administration Programme

891. Mr. Speaker, the Commission trained 20 lawyers in Criminal Law Practice and Procedures, 52 lawyers on Plea Bargaining and Criminal Practice, and 72 staff in Alternative Dispute Resolution (Mediation) and Administrative Procedures. The Commission secured office spaces in Axim, Nkroful, Ofoase Ayirebi, Asante-Mampong, Daffiama Bussie Issa, Savelugu and Kete Krachie.

Legal Aid Services Programme

892. Mr. Speaker, the Commission received a total of 12,609 cases relating to marriage/matrimony, maintenance, divorce, manslaughter, murder, rape, and defilement, among others. A total of 5,572 representing 44 percent of the received cases were resolved.

893. A total of 1,261 criminal cases were received, out of which 309 or 25 percent, were resolved. Similarly, 3,434 civil cases were received out of which 1,037 were resolved. Additionally, 7,914 cases were received under ADR, out of which 4,226 were resolved leaving 3,688 pending.

MINISTRY OF DEFENCE

2022 Performance and Outlook for 2023

Management and Administration Programme

894. Mr. Speaker, the implementation of the “Earned Dollar Payment Policy” for deployed troops for Peacekeeping Operations continued in 2022 to enhance security service delivery. The Ministry, through the Ghana Armed Forces, contributed 2,660 troops with equipment towards international peacekeeping efforts.
895. In 2023, the Ministry will continue to implement the “Earned Dollar Payment Policy” and contribute troops and equipment towards international peacekeeping efforts based on the invitation of the United Nations Peacekeeping Mission to strengthen Ghana’s role in international affairs.
896. Mr. Speaker, to improve the acute accommodation challenges of the Ghana Armed Forces and ensure combat readiness in times of emergencies, the Ministry continued with the implementation of Phases I and II of the Military Housing Project which is 68 percent complete as at September 2022. In 2023, the Ministry will complete both Phases of the project. In addition, the modernization and transformation of the Military Academy Training Schools at Teshie into a world class institution is 90 percent complete and expected to be completed in 2023.

Ghana Armed Forces Programme

897. Mr. Speaker, the Ghana Armed Forces continued to provide surveillance of Ghana’s airspace, territorial waters and boundaries, and also collaborated with other security services to ensure internal peace and security.
898. To prevent cross border crime, the Ministry is establishing 15 Forward Operating Bases (FOBs) along the Northern Borders of the country. In addition, the construction of the FOB at Ezinlibo in the Western Region is 45 percent complete. The project is part of the national strategic programme to protect the country’s oil and gas resources. In 2023, the Ministry will continue with the implementation of the projects.
899. Mr. Speaker, to ensure that the Navy protects our Exclusive Economic Zone, the Ministry acquired four river class boats and four Zodiac boats to facilitate maritime activities. In 2023, the Ghana Air force will oversee the procurement of LG39 NG Fighter Aircrafts for its operations. In addition, the structural design and financial proposal for the execution of the 37 Military Hospital Expansion project are being reviewed, and construction is expected to commence in 2023.

900. Mr. Speaker, the Ministry continued with the expanded version of the Army Headquarters project, which will accommodate units under the Command. Work is currently progressing steadily with the total work done at 55 percent. The Ministry, continued the rehabilitation works of barracks roads in all garrisons across the country, which is 60 percent complete. In 2023, the Ministry will continue the implementation of these projects.

Armed Forces Capacity Building Programme

901. Mr. Speaker, the Ministry, through the Ghana Armed Forces, commissioned 233 Officer Cadets in 2022. Currently, 208 Officer Cadets are under training at the Ghana Military Academy. In addition, a total of 1,859 army recruits passed out in the year, while 2,805 are currently under training.

COMMISSION ON HUMAN RIGHTS AND ADMINISTRATIVE JUSTICE

2022 Performance and Outlook for 2023

Management and Administration Programme

902. Mr. Speaker, the Commission on Human Rights and Administrative Justice (CHRAJ) continued the construction of the Head Office, opened a further 36 new district offices to bring the total to 175, and recruited 180 new staff.

Human Rights Programme

903. Mr. Speaker, the Commission investigated 7,535 cases on human rights as at September 2022, and also carried out 2,401 public education and sensitisation activities on human rights. In 2023, the Commission will investigate about 9,900 human rights cases and carry out 3,000 public education sensitisation activities.

Administrative Justice Programme

904. Mr. Speaker, the Commission investigated 255 Administrative Justice cases and closed 226 of them. It also carried out 530 public education and sensitisation activities on Administrative Justice as at September 2022. In 2023, the Commission will investigate about 600 cases of administrative justice and undertake about 1,000 public education and sensitization programmes.

Anti-Corruption Programme

905. Mr. Speaker, the Commission organised two completion and validation workshops on Risk Mitigation Plans for Fisheries and Health Sectors as part of the Corruption Risk Assessment (CRA) for the two sectors. In addition, the Commission partnered with the Ghana Statistical Service (GSS) and the United Nations Office on Drugs and Crime (UNODC) in Ghana to conduct the 2021 Ghana Corruption Survey (the Ghana Integrity of Public Services Survey), and launched the survey report in July 2022.
906. The Commission completed investigation into 333 cases of breach of code of conduct for public officers, and carried out 572 public education and sensitisation activities on anti-corruption and NACAP as at September 2022. In 2023, the Commission will continue to investigate cases on corruption and breaches of code

of conduct for public officers, and undertake about 1,000 public education and sensitization programmes.

907. Mr. Speaker, in 2023, the Commission will continue to coordinate and monitor the implementation of NACAP and partner with NDPC and other stakeholders to implement the relevant SDGs. It will also continue with the partnership with Public Sector Reform Secretariat to roll out implementation of the Service Charters for MDAs and MMDAs in response to public demand for better service delivery.

JUDICIAL SERVICE

2022 Performance and Outlook for 2023

Management and Administration Programme

908. Mr. Speaker, at the end of the 2021/2022 legal year, the Courts Computerisation and Automation Programme across the country attained a coverage rate of 62.8 percent and 36.2 percent, respectively. In addition, 559 persons comprising 239 judges and magistrates, and 320 court and administrative staff received training in various areas relating to their functions.
909. Mr. Speaker, the Public Complaints Unit adopted some cost-effective measures to reduce the delays in the resolution of complaints by introducing new ways of communicating with respondents. At the end of the legal year, the Judicial Service disposed of 114 out of 120 petitions and complaints registered.
910. Mr. Speaker, the Service, in September this year, successfully hosted the 2022 Commonwealth Magistrates and Judges Association (CMJA) Triennial Conference in Accra, under the theme "Access to Justice in a modern world". About 420 delegates including 22 Chief Justices of the Commonwealth attended the conference. The Service, in 2023, will start preparation towards the construction of regional administration offices in the newly created regions.

Court Administration Programme

911. Mr. Speaker, as at the end of the 2021/2022 legal year, there were 389 Courts in Ghana as against 385 Courts in the previous year. The total number of Judges and Magistrates manning these courts are 416, made up of 222 males as against 194 females representing 53 percent and 47 percent, respectively. In addition, the Judicial Service with the support of development partners, expanded the deployment of Child-Friendly Gender Based Violence (GBV) concept by commissioning eight more courts, including the DOVVSU One-stop Centre located at the Police Headquarters in Accra. This brings the number of GBV Courts from 10 to 17.
912. Mr. Speaker, in deepening our democratic governance, the Apex Court dispensed with 25 constitutional review cases during the 2021/2022 Legal Year. In addition, out of 91,366 cases filed, 86,857 were duly tried and judgment delivered. In 2022/2023 Legal Year, a total of 142,338 cases are expected to be filed out of which 135,221 cases will be tried and judgment delivered.

913. Mr. Speaker, the Online Court System (Virtual Courts Hearings), was implemented during the 2021/2022 legal year vacation and was very successful. This was as a result of an intensive training conducted for judges, lawyers, court clerks, police, and prison officers to ensure a seamless operation. During the virtual hearing sessions, a total of 3,177 cases were listed for hearing, out of which 1,255 applications were heard and 126 cases were disposed of.
914. Mr. Speaker, under the District Assemblies Common Fund Courts Project, 50 out of 98 courthouses with bungalows were completed across the country for judges and magistrates. The Service completed and commissioned the residential complex for Court of Appeal Judges at Danyame in the Ashanti Region. In 2022/2023 legal year, the Judicial Service will inaugurate the remaining 48 courthouses being built by the Ministry of Local Government, Decentralization and Rural Development.

Alternative Dispute Resolution Programme

915. Mr. Speaker, in 2022, the National Alternative Dispute Resolution (ADR) Directorate held two ADR Week celebrations in March and July at Ho and Kumasi, respectively, under the theme "Access to Justice: ADR, A Tool for Peace and Stability". The celebrations sensitised and deepened the role of ADR in the justice delivery system.
916. At the end of the 2021/2022 legal year, 131 out of 389 Courts were connected to the ADR programme. In addition, 4,638 cases were mediated upon out of 5,230 cases referred. The number of cases settled during the period was 1,875, resulting in a settlement rate of 40 percent. In 2022/2023 legal year, 12,525 cases are expected to be referred by the Courts connected to ADR programme, out of which, 8,350 cases are expected to be arbitrated. Furthermore, the Judicial Service will connect ADR to 40 more courts across the country, bringing the total to 171 courts.

MINISTRY OF THE INTERIOR

2022 Performance and Outlook for 2023

Conflict and Disaster Management Programme

917. Mr. Speaker, the National Commission on Small Arms and Light Weapons initiated marking of all newly procured weapons of the Ghana Immigration Service. In addition, the Commission collaborated with the Ghana Police Service to identify 424 seized and confiscated illicit small arms in Police Exhibit Stores and Armouries in the Bono East Region.
918. Mr. Speaker, the Ghana National Fire Service (GNFS) in 2022 attended to 4,995 fire outbreaks, 24 flood rescue operations, 486 road traffic collision incidents, organised 8,174 public fire safety education programmes, inspected 7,295 premises, issued 3,737 new fire certificates, renewed 10,601 fire certificates, and trained 820 fire volunteers. In addition, the Service completed the construction

of dormitory blocks with classrooms and a dining hall at the Fire Academy Training School (FATS) in Accra.

919. In 2023, the Service will continue fire prevention education programmes nationwide, undertake renovation and maintenance of fire stations and other fire installations.
920. Mr. Speaker, the National Peace Council, organised a two-day public dialogue and sensitisation programme on violent extremism and terrorism at Aflao, Sampa, Bongo and Elubo. In addition, the Council intervened in the Bawku and the Dorba-Kadinga conflicts.
921. The Council further collaborated with the Northern Regional House of Chiefs (NRHC) to engage the feuding parties in Karaga chieftaincy dispute through Judicial Committee processes. In addition, the Council provided technical support to Dagbon Constitution Review Committee (DCRC) to draft and adopt a new constitution to replace the 1930 Dagbon Constitution. The Council also intervened in the Ayawaso North invasion issue where the Assembly is ejecting some community members illegally occupying government land since 1963.
922. Mr. Speaker, in 2023, the Council will undertake a political trust-building programme to strengthen trust and reduce suspicion among political parties to enhance national cohesion, political tolerance and unity, as well as continue with conflict reduction interventions.
923. The Council will continue to collaborate with stakeholders in key conflict areas, and promote efforts that will address and reduce chieftaincy conflicts in the country. In addition, the Council will undertake advocacy campaigns to prevent violent extremism and vigilantism in some selected regions and districts.
924. Mr. Speaker, the National Disaster Management Organisation (NADMO) carried out 6,229 public education programmes on major hazards, 5,775 field trips for assessment and monitoring, and 89 simulation exercises on flooding and other disasters. NADMO also engaged 2,163 communities in disaster risk reduction, dredged and desilted 408 drains, and responded to 1,552 emergencies. In addition, NADMO supported 15,772 disaster victims, and collated data to draft the Ghana Plan of Action for Disaster Risk Reduction and Climate Change Adaptation.
925. Mr. speaker, in 2023, the Organisation will continue public education campaigns on disaster risk reduction, intensify sensitisation programmes on earthquake, as well as review and validate the national strategic plan on disaster risk reduction and contingency plans. NADMO will also embark on field trips for hazard mapping and assessment, and strengthen community resilience for early warning by setting up flood information system in selected regions and districts. NADMO will continue to desilt drains and other water bodies to prevent flooding and promote disaster risk reduction in schools. NADMO will also organise stakeholder meetings and community durbars for information sharing on disaster risk reduction.

Crime Management Programme

926. Mr. Speaker, Ghana Prisons Service enrolled 231 juveniles and 1,212 adults into various NVTI Programmes. In addition, the Service prepared 576 adults and 116 juveniles for BECE. A total of 400 inmates started senior high school programmes and another 70 commenced various degree and diploma programmes.
927. Mr. Speaker, the Service took possession of the newly completed Camp Prison at Nsawam constructed by the Church of Pentecost. Furthermore, the Service completed 2 No. 5-bedroom bungalow, 2 No. 4-storey 8 unit block of 2 bedroom flats and 1No. 4-storey 8 unit block of 3 bedroom flats at Ankafu.
928. In 2023, the Ghana Prisons Service will continue inmates' skills development programmes and provide formal and non-formal education for eligible inmates. In addition, the Service will collaborate with the Church of Pentecost to complete both the Damongo and Pomposo Camp Prisons in the Savana and Ashanti Regions, respectively.
929. Mr. Speaker, the Ghana Police Service recruited 5,000 personnel to improve the manpower of the service and contribute towards the maintenance of law and order. In addition, the Police Administration created a Central East Region (CER) Police Command headquartered in Kasoa to deal with the numerous security challenges in the area. Furthermore, the Service established two additional Formed Police Units (FPUs) in the Ashanti and Northern Regions, and established Regional Intelligence Departments in all the 18 police regions.
930. Mr. Speaker, the Service established Cold Cases Unit at the Criminal Investigations Department (CID), deployed specialised Anti-Armed Robbery Taskforce (AATF), created a Motorbike Patrol Unit in selected major cities, introduced a Police Mounted Squadron and a Canine (K-9) unit for patrols.
931. In 2023, the Service will establish FPUs in the remaining police regions to ensure effective and efficient public order and crowd control. The service will also re-train and retool the existing Crime Combat and Action Units to be proactive in fighting violent crime. The Service will deploy 1,500 men to increase patrol duties in the communities and on the highways to curb the rising spate of armed robbery.
932. Mr. Speaker, the Service will expand traffic surveillance centres across the country to ensure efficient and effective traffic management to reduce indiscipline and carnage on our roads. In addition, the Service will continue to build the capacity of personnel in public relations, weapons training and criminal investigations in line with international best practices.
933. Mr. Speaker, the Narcotics Control Commission gazetted the Regulations, 2022 (L.I. 2440) passed by Parliament. In addition, the Commission arrested 20 suspects and seized 23,535.55 kg of illicit drugs.

934. Mr. Speaker, the Commission carried out inspection of 9 vessels and 816 examinations at the Tema Port, 154 body scans, 1,058 baggage scans, registered 9,842 cargoes, examined 7,195 cargoes for export, scanned 2,935 cargoes for export, 2,442 outbound cargoes for export, 5,214 import cargoes normal, and 1,045 import cargoes abnormal. The Commission undertook precursor control measures by registering 13 new companies, issuing 78 import permits, renewing 122 precursor chemical licences, and issuing 195 clearance permits.
935. Mr. Speaker, in 2023, the Commission will take measures to eliminate the import and export of narcotic drugs, plants and precursors for illicit purposes by land, water and air. The Commission will continue to collaborate with the relevant authorities to arrest and investigate offenders connected with the production, processing and trafficking of narcotic drugs. The Commission will also collaborate with the coastal landing sites of fishermen against the importation and exportation of narcotic drugs.
936. In 2023, the Commission will continue to establish a security check desk at each point of entry and exit of the country. Additionally, the Commission will continue the destruction or disposal of narcotic drugs or plants that have been seized or confiscated and strengthen the co-operation between law enforcement agencies, welfare institutions, and bodies connected with the eradication of or reduction in illicit dealings in narcotic drugs, plants and precursors.
937. Mr. Speaker, the Commission will liaise and collaborate with foreign governments, international agencies, and local bodies on: the transfer of technology; exchange of experts; and the establishment and maintenance of a system to monitor, prevent and curtail international dealings in narcotic drugs or plants.
938. Mr. Speaker, Ghana Immigration Service (GIS) conducted rigorous day and night patrols across the length and breadth of the country to secure the borders. In addition, the Service collaborated with other security agencies in 'Operation Conquered Fist', 'Operation Motherland', and 'Operation Calm Life'.
939. The Service intercepted 8,403 irregular migrants for breach of immigration laws, rescued 43 victims of human trafficking, and arrested 28 persons attempting to stowaway.
940. Mr. Speaker, the Service issued 110,810 entry, transit, and re-entry visas, work, residence, indefinite, and right of abode permits to various applicants. In total, 3,921 foreigners of various nationalities were refused entry into the country for not meeting the entry requirements, repatriated 705 and prosecuted 36 foreign nationals for breach of immigration related offences.
941. The Service created 14 additional inland checkpoints at Naro, Kunchugu, Takpo, Tubong, Wakawaka, Tanoboase, Tainso, Adadiam, Anomatoape, Nasia, Sampa, Nkasiem, Dorimon, Ga, and commissioned Yendi Sector Command.

942. Mr. Speaker, the Service in 2023 will process and issue visas, including entry, transit, and re-entry visas, and work, residence, and indefinite permits, digitize embarkation and disembarkation cards, investigate and prosecute various breaches of immigration laws and regulations.

Migration and Refugee Management Programme

943. Mr. Speaker, Ghana Refugee Board printed and issued 289 refugee passports and 1,389 asylum registration certificates. The Board also received and registered 253 new asylum seekers into the country and conducted interviews for refugees who opted for exemption during the implementation of the cessation clause.
944. The Board adjudicated 306 exemption appeal cases with 8 families consisting of 24 individuals receiving approvals, and 298 families, consisting of 1,003 individuals declined approval. Furthermore, the Board implemented the cessation clause for Ivorian refugees and in collaboration with the UNHCR repatriated 3,794 refugees.
945. Mr. Speaker, the Board will continue the implementation of the cessation clause for refugees who opted to continue living in Ghana under the Alternative Legal Status (ALS) provision. The Board, will work with the Ghana Immigration Service (GIS) to assist such persons to acquire the residence permits. In addition, the Board will continue to facilitate the issuance of Non-Citizen Identity Card to all refugees to ensure inclusion in social, financial and other activities.

Gaming Regulations Programme

946. Mr. Speaker, the Gaming Commission collaborated with the Sports Betting Group Ghana Limited (Betway) and the Sports Writers Association of Ghana to sensitize sports journalists on "Bet the Responsible Way" Campaign. The Commission implemented the ban on the operation of analogue gaming machines and seized 4,293 illegal slot machines.
947. In 2023, the Commission will sensitize 7 casinos and 18 sports betting companies on Anti-Money Laundering and create an effective compliance and supervision programmes.

MINISTRY OF NATIONAL SECURITY

2022 Performance and Outlook for 2023

948. Mr. Speaker, the Ministry of National Security formulated, implemented, coordinated, monitored, and evaluated key security policies and programmes across the sector. The Ministry processed reports from the Intelligence Agencies and submitted findings to the various arms of Government which helped shape government policies and improved the security and peace of the country.
949. The Ministry also launched its citizen awareness campaign dubbed "SEE SOMETHING, SAY SOMETHING" an all-inclusive, whole-in society drive which urges citizens to report suspicious activities to the security agencies.

950. In addition, the Field Operations Unit of National Signals Bureau (NSB) was enhanced to effectively gather intelligence, collaborate with other security agencies, and respond to security threats. This reflected in successful countering of various threats such as the Western Togoland Separatist Movement, kidnappings, cyber security issues and other fraudulent activities.
951. Mr. Speaker, in February 2022, the Ministers in charge of Security and Defense of member states of the Accra Initiative officially launched the process of the operationalisation of the Executive Secretariat. Currently, the Secretariat of the Accra Initiative which aims to prevent spillover of terrorism from the Sahel, and address transnational organised crime as well as violent extremism in member countries' border areas, is fully operational.
952. In 2023, the Ministry will continue to improve capabilities for intelligence gathering, analysis, and dissemination amongst the security and intelligence agencies, to help protect the country from the increasing terrorism threats in the sub-region. In addition, the Ministry will continue to promote security awareness in various communities, enhance border management technology, and ensure peace and stability in the country.
953. Mr. Speaker, the Ministry established a new National Intelligence Bureau operational office at Agbogba, Accra in 2022 and this has enhanced the operational efficiency of the internal security agency. The Ministry also leveraged on the capabilities of the Integrated National Security Communications Enhancement Project to provide communications and video surveillance across the country to support the operations of the security and intelligence agencies.
954. The Ministry continued to support the security and intelligence agencies with end-user terminals and maintenance support for deployed CCTV monitoring stations for the relevant security and intelligence operations. In addition, the Ministry managed the Emergency Communication System (Emergency number 112) and improved coordination among the responding agencies to effectively address emergencies received from the public.
955. In 2023, the Ministry will continue to retool the intelligence agencies with modern equipment and software for enhanced intelligence collections and analysis. The Ministry will also expand its surveillance capabilities by installing more CCTV cameras nationwide.

OFFICE OF THE SPECIAL PROSECUTOR

2022 Performance and Outlook for 2023

956. Mr. Speaker, in line with Section 2(c) of Act 959 and Regulation 31 of the Office of The Special Prosecutor (OSP) Regulations, 2018 (L.I. 2374), OSP launched the Ghana Corruption Leagues Table (GCLT) in March 2022 as part of steps taken to prevent corruption.
957. The GCLT is a tailor-made scoring and ranking tool that provides an overall assessment of corruption vulnerabilities by collecting and analysing data on the incidence, experiences and perception of corruption in selected MDAs, MMDAs and SOEs. This will help determine existing levels of vulnerability and exposure to corrupt practices within these institutions, and formulate targeted policies and reforms to manage their susceptibility to corruption and corruption-related offences.
958. In 2023, the OSP will intensify its corruption prevention drive including corruption risk analysis, anti-corruption assessment of legislation and draft legislation, public education on corruption, as well as the flagship programme – Ghana Corruption League Table.
959. Mr. Speaker, following a successful investigation, the OSP has placed two cases before the High Court, sitting in both Accra and Kumasi. For the first time since the office was set up, the recovery account of the OSP is no longer zero. The Office recovered proceeds in excess of GH¢1 million. Furthermore, the Office is investigating 70 other cases at various levels of consideration. In 2023, the Office will continue the prosecution of cases under investigation.
960. The OSP is collaborating with law enforcement agencies, including EOCO to adopt a standard operating procedure for asset recovery and management. The retrofitting of the Office is on-going and it is expected to be completed in 2023.
961. In addition, the OSP, in collaboration with key stakeholders, is investing in bespoke campaigns targeted at educating Ghanaians to shun the culture of corruption and to further show the harmful effect of corruption on their lives.
962. Mr. Speaker, the office will deepen collaboration with other law enforcement agencies as well as anti-graft and non-governmental institutions in the fight against corruption and corruption related offences.

SECTION SEVEN: CONCLUSION

963. Mr. Speaker, Government cares deeply about our people, and is very much concerned about their current plight and the future of our country. The 2023 Budget has been prepared with high consideration for the aspirations of Ghanaians and the brighter prospects of our economy to transition into Upper Middle Income within a decade. It reflects our determination and resolve to confront the current daunting economic challenges facing our nation head-on and reset the economy.
964. In the immediate term, we will work towards securing an agreement with the International Monetary Fund, execute the debt exchange programme, improve the management of foreign exchange, and support our local productive capacity for food security. We are confident that the measures outlined in this 2023 Budget will redirect us on the path of macroeconomic stability and growth.
965. Mr. Speaker, the mission ahead is for the determined and not the pessimist. We acknowledge that our people have been severely impacted by the current economic challenges. As a responsive Government, we have acted swiftly and boldly by developing the PC-PEG and will work with local and international partners to implement it.
966. Mr. Speaker, the 2023 Budget, will focus on Government's resolve to structurally transform the economy. We plan to:
- Aggressively mobilise domestic revenue;
 - Boost local productive capacity;
 - Promote a diversified and vibrant value-added export sector;
 - Streamline expenditures;
 - Protect the poor and vulnerable;
 - Expand digital and physical infrastructure; and
 - Implement structural and public sector reforms.
967. We will continue the implementation of key interventions like the YouStart, Economic Enclaves, 1D1F, and Tech Hubs with the limited resources that we have complemented with the support from Development Bank Ghana.
968. Specifically, on the YouStart, we intend to support 30,000 youth and under the Economic Enclaves, we intend to develop 110,000 acres of land for rice maize, soya bean as well as poultry. Funding will be sought from the GHc500 million DBG fund and GoG sources. We will also be aligning support from our development partners to boost growth in the real-sector, focusing mainly on agriculture, entrepreneurship and value-addition.
969. Mr. Speaker, as I have indicated it has become even more urgent to mobilise domestic revenue especially in times like this when our access to the international capital market is largely closed. We urgently need to restore debt sustainability, macro-economic stability and grow the economy. As a responsible Government,

we will take the hard, unpopular, but necessary decisions to build back better and emerge stronger.

970. Mr. Speaker, post-COVID, we identified the need to ramp-up our domestic revenue mobilisation efforts to match the performance of our peers and finance our development agenda. Last year, we started with the E-Levy which has not yielded the resources as expected.
971. Mr. Speaker, we know that we have to:
- Keep the lights on at the cost of US\$1billion annually;
 - keep the hospitals running and ensure that the over 15.5m Ghanaians on NHIS are properly catered for;
 - Keep our schools running and pay the over 300,000 teachers every month;
 - Keep our hospitals running and pay the over 119,000 nurses every month;
 - Keep the law courts open and ensure timely access to justice; and
 - Keep the local assemblies working to deliver essential social services to our people.
972. Mr. Speaker, it has also become clear that we cannot take the territorial integrity and internal cohesion of our country for granted. In the last couple of years, we have invested significantly in retooling the security sector to maintain territorial integrity and improve internal security (we have procured CCTV cameras, motor bicycles, vehicles, Forward Operating Bases, and recruitment of security personnel among other interventions). We can all attest that police visibility has increased tremendously.
973. Mr. Speaker, our ability to continue to deliver all these critical public services will require significant resources and we believe that together we can raise the necessary revenues to implement them.
974. Mr. Speaker, the demand for roads has become the cry of many communities in the country. Unfortunately, with the current economic difficulties and the absence of dedicated source of funding for road construction, it is difficult to meet these demands. In that regard we are proposing the implementation of new revenue measures. The major one is an increase in the VAT rate by 2.5 percentage points.
975. This increase is expected to yield GHc2.70 billion which will be used to augment funding for our road infrastructure development. This will be complemented by a major compliance programme to ensure that we derive the maximum yields from existing revenue handles.
976. Mr. Speaker, in this Budget, we have highlighted the need for robust public sector reforms to complement the existing public financial management regime. Here, the focus is to introduce private sector participation in the retail sub-sector of the Energy Sector to reduce system losses and improve delivery of service for Ghanaians.

977. Mr. Speaker, this afternoon, the senior National Team, the Black Stars, will be representing our nation for the fourth time at the Football World Cup in Qatar. Let us continue to bear them in prayers and offer our support. Working together after missing the last tournament, we have risen again and taken our place on the world stage.
978. Mr. Speaker, we must be inspired by the re-emergence of the Black Stars on the world stage. We must work together to ensure that our economy rises again to the comfort of our people. This Budget offers us a better opportunity to jointly work towards rebuilding the economy and rediscovering our providential way towards our manifest destiny.
979. Together let us arise!
980. Mr. Speaker, let us not squander the opportunity to turnaround, and reset our economy and create a bright medium-term for our country and its people. This is the time to rebuild, not to destroy and tear down. Let us work together for our collective benefit as is said in Nehemiah 2:18, with unity of purpose, service to the Republic, and the abiding grace of God
981. Mr. Speaker, I repeat, Mr. Speaker, N) fiaa n) baa hi!!
982. Mr. Speaker, let us go forward, believing in the assurance of the Psalmist that "For the sake of the house of the LORD our God, I will seek your prosperity".
983. Mr. Speaker, I present to you the '**NKABOM**' Budget.
984. I beg to move.

APPENDICES

Appendix 1A: Real GDP Growth (Percent) At Constant 2013 Prices

S/N	ITEMS	2016	2017	2018	2019	2020	2021*	2022**	2023**	2024**	2025**	2026**
1.	AGRICULTURE	2.7	6.2	4.9	4.7	7.3	8.4	0.7	2.6	2.8	4.7	6.1
1	Crops	2.2	7.2	5.8	5.3	8.6	8.9	0.5	2.8	2.9	5.3	6.5
	<i>o.w. Cocoa</i>	-7.0	9.2	3.7	5.4	1.4	10.4	-20.0	4.0	2.8	5.2	4.8
1	Livestock	5.4	5.7	5.4	5.4	5.4	5.5	1.5	2.4	3.1	3.0	5.2
1	Forestry and Logging	2.9	3.4	2.4	-1.7	-9.4	4.7	1.0	1.2	1.5	2.5	4.0
1	Fishing	3.1	-1.4	-6.8	1.7	14.1	13.4	1.0	1.0	1.1	2.2	4.0
2.	INDUSTRY	4.3	15.6	10.5	6.4	-2.5	-0.8	6.0	3.9	6.1	5.1	6.0
2	Mining and Quarrying	-0.2	30.8	23.3	12.6	-9.2	-12.1	8.7	7.0	11.8	6.7	6.7
	<i>o.w. Oil & Gas</i>	-15.6	80.3	7.9	14.4	-4.6	-12.5	2.1	-0.4	15.0	7.5	8.9
2	Manufacturing	7.9	9.5	4.1	6.3	1.9	7.8	4.5	2.2	3.0	4.5	5.7
2	Electricity	-5.8	19.4	5.5	6.0	9.9	7.4	4.3	2.5	2.5	4.5	5.9
2	Water and Sewerage	-11.8	6.1	-3.6	-4.4	2.2	13.3	4.4	2.0	2.5	4.1	6.0
2.1	Construction	8.4	5.1	1.1	-4.4	3.1	5.7	4.2	1.5	1.8	3.0	5.2
3.	SERVICES	2.8	3.4	2.8	7.6	0.7	9.4	2.9	1.7	2.4	4.8	5.0
3.01	Trade; Repair of Vehicles, Household Goods	-0.4	8.2	2.8	3.7	-2.9	5.9	3.5	1.5	2.8	5.0	5.3
3.02	Hotels and Restaurants	2.3	7.6	3.2	6.0	-37.0	4.3	4.5	2.5	2.9	4.5	5.0
3.03	Transport and Storage	1.1	8.9	1.1	4.3	4.1	6.9	2.1	1.1	2.4	4.7	5.4
3.04	Information and communication	5.6	4.2	13.1	46.5	21.5	33.1	6.6	4.0	4.5	6.5	6.0
3.05	Financial and Insurance Activities	8.0	-17.7	-8.2	1.6	9.3	2.4	2.5	2.0	2.7	3.2	3.5
3.06	Real Estate	3.2	3.8	-6.5	19.9	11.7	11.9	2.0	1.4	2.0	5.0	4.7
3.07	Professional, Administrative & Support Service ac	-4.2	2.9	0.3	5.1	-6.2	8.7	1.3	1.5	1.5	3.0	2.5
3.08	Public Administration & Defence; Social Security	8.9	4.2	4.3	3.7	10.0	25.5	0.5	0.5	0.5	4.5	5.1
3.09	Education	2.3	6.3	3.9	9.4	7.8	-3.7	2.0	1.4	1.5	4.9	5.0
3.10	Health and Social Work	4.0	14.1	22.6	10.4	5.9	7.5	1.5	1.2	1.1	4.8	5.1
3.11	Other Service Activities	-0.1	5.3	3.1	2.6	-17.2	10.1	1.0	0.8	1.0	4.8	4.5
4.	GDP at basic prices	3.3	8.3	6.1	6.5	0.8	5.3	3.5	2.7	3.8	4.9	5.6
	Net indirect Taxes	4.8	4.6	7.5	6.1	-4.0	6.3	4.2	4.3	4.0	4.6	5.4
5.	GDP in purchasers' value	3.4	8.1	6.2	6.5	0.5	5.4	3.5	2.8	3.9	4.9	5.6
	<i>o.w. Informal GDP at purchasers' value</i>	2.7	6.1	2.6	5.9	-0.8	4.5	3.8	3.2	3.5	3.7	4.5
6.	Non-Oil GDP	4.5	4.6	6.1	5.8	1.0	6.9	3.6	3.0	3.1	4.7	5.4

* Provisional

** Projection

Appendix 1B: GDP at Constant 2013 Prices by Economic Activity (GH¢ Million)

S/N	ITEMS	2016	2017	2018	2019	2020	2021*	2022**	2023**	2024**	2025**	2026**
1.	AGRICULTURE	26,824	28,491	29,880	31,271	33,549	36,373	36,620	37,562	38,600	40,417	42,877
1.01	Crops	19,788	21,207	22,447	23,636	25,677	27,957	28,097	28,884	29,721	31,296	33,331
	<i>o.w. Cocoa</i>	2,318	2,531	2,625	2,768	2,807	3,099	2,479	2,578	2,650	2,788	2,922
1.02	Livestock	3,564	3,766	3,969	4,184	4,412	4,653	4,723	4,836	4,986	5,136	5,403
1.03	Forestry and Logging	1,960	2,026	2,073	2,037	1,846	1,932	1,952	1,975	2,005	2,055	2,137
1.04	Fishing	1,513	1,492	1,391	1,414	1,614	1,831	1,849	1,867	1,888	1,930	2,007
2.	INDUSTRY	45,285	52,355	57,854	61,537	60,001	59,521	63,066	65,495	69,495	73,020	77,417
2.01	Mining and Quarrying	15,004	19,619	24,192	27,240	24,737	21,740	23,631	25,285	28,269	30,163	32,184
	<i>o.w. Oil & Gas</i>	6,255	11,279	12,175	13,932	13,288	11,627	11,871	11,828	13,602	14,622	15,924
2.02	Manufacturing	15,723	17,219	17,933	19,066	19,431	20,951	21,894	22,376	23,047	24,084	25,457
2.03	Electricity	1,506	1,799	1,898	2,012	2,210	2,374	2,476	2,537	2,601	2,718	2,878
2.04	Water and Sewerage	748	793	765	731	747	847	884	901	924	962	1,020
2.05	Construction	12,303	12,926	13,067	12,488	12,876	13,610	14,182	14,395	14,654	15,094	15,878
3.	SERVICES	56,191	58,128	59,761	64,317	64,754	70,812	72,844	74,089	75,858	79,501	83,502
3.01	Trade; Repair Of Vehicles, Household Goods	14,168	15,331	15,754	16,330	15,856	16,795	17,383	17,644	18,138	19,044	20,054
3.02	Hotels and Restaurants	5,052	5,439	5,612	5,950	3,749	3,910	4,085	4,188	4,309	4,503	4,728
3.03	Transport and Storage	7,747	8,440	8,533	8,903	9,270	9,912	10,120	10,232	10,477	10,970	11,562
3.04	Information and communication	2,987	3,112	3,520	5,158	6,267	8,342	8,893	9,248	9,665	10,293	10,910
3.05	Financial and Insurance Activities	8,707	7,165	6,577	6,681	7,299	7,473	7,660	7,813	8,024	8,281	8,571
3.06	Real Estate	1,245	1,292	1,208	1,448	1,617	1,809	1,846	1,871	1,909	2,004	2,098
3.07	Professional, Administrative & Support Service ac	1,734	1,784	1,788	1,879	1,764	1,918	1,943	1,972	2,002	2,062	2,113
3.08	Public Administration & Defence; Social Security	4,693	4,889	5,099	5,287	5,816	7,301	7,338	7,374	7,411	7,745	8,140
3.09	Education	5,406	5,747	5,973	6,535	7,045	6,781	6,917	7,014	7,119	7,468	7,841
3.10	Health and Social Work	2,756	3,145	3,854	4,256	4,507	4,847	4,919	4,978	5,033	5,275	5,544
3.11	Other Service Activities	1,696	1,786	1,842	1,890	1,565	1,723	1,741	1,755	1,772	1,857	1,941
4.	GDP at basic prices	128,300	138,974	147,496	157,125	158,304	166,706	172,531	177,146	183,953	192,938	203,796
	Net indirect Taxes	6,859	7,172	7,711	8,182	7,853	8,351	8,702	9,076	9,439	9,873	10,404
5.	GDP in purchasers' value	135,159	146,146	155,207	165,308	166,157	175,057	181,233	186,222	193,392	202,811	214,200
	<i>o.w. Informal GDP at purchasers' value</i>	39,156	41,562	42,648	45,156	44,805	46,831	48,612	50,181	51,946	53,867	56,291
6.	Non-Oil GDP	128,904	134,867	143,032	151,375	152,869	163,430	169,362	174,394	179,790	188,189	198,276

* Provisional

** Projection

Appendix 1C: GDP at Current Market Prices by Economic Activity (GH¢ Million)

S/N	ITEMS	2016	2017	2018	2019	2020	2021*	2022**	2023**	2024**	2025**	2026**
1.	AGRICULTURE	45,773	51,408	55,967	61,765	73,896	90,489	115,975	151,285	182,634	211,208	242,219
1.01	Crops	34,965	39,730	43,801	48,925	59,816	73,942	95,490	125,454	152,974	178,041	204,973
	<i>o.w. Cocoa</i>	5,028	5,490	5,694	5,793	6,627	9,365	9,147	12,053	13,599	15,488	17,530
1.02	Livestock	4,583	4,987	5,288	5,655	6,134	7,080	8,695	11,032	12,898	14,467	16,331
1.03	Forestry and Logging	3,483	3,988	4,168	4,257	4,395	4,999	6,260	7,780	8,707	9,778	10,932
1.04	Fishing	2,742	2,703	2,710	2,929	3,551	4,469	5,529	7,019	8,055	8,922	9,984
2.	INDUSTRY	60,813	78,714	96,211	110,913	117,099	129,771	193,085	252,751	291,836	331,696	375,115
2.01	Mining and Quarrying	16,851	26,268	39,296	47,460	41,715	42,717	78,519	104,094	119,869	134,679	152,468
	<i>o.w. Oil & Gas</i>	1,027	9,023	16,971	21,335	13,793	21,156	53,071	74,295	85,610	97,553	108,891
2.02	Manufacturing	23,761	26,680	31,229	36,229	42,929	49,128	64,430	84,087	96,570	111,037	125,464
2.03	Electricity	3,522	4,435	4,221	4,377	4,808	5,210	6,857	8,926	10,293	12,015	13,551
2.04	Water and Sewerage	1,846	2,324	2,212	2,294	2,539	3,411	4,589	5,966	6,745	7,724	8,719
2.05	Construction	14,833	19,007	19,252	20,552	25,108	29,306	38,690	49,678	58,360	66,242	74,913
3.	SERVICES	96,437	114,272	134,786	160,948	177,111	210,882	272,580	353,217	425,745	490,163	556,048
3.01	Trade; Repair Of Vehicles, Household Goods	29,505	35,315	44,713	53,766	62,201	72,687	98,177	132,035	159,486	184,206	209,486
3.02	Hotels and Restaurants	7,417	9,453	10,807	12,473	8,716	9,622	12,568	16,657	20,225	23,131	26,109
3.03	Transport and Storage	13,259	17,294	21,083	23,530	26,567	32,017	40,698	50,404	60,749	69,833	78,683
3.04	Information and Communication	4,473	5,237	7,056	10,177	13,807	19,805	26,559	35,493	43,581	50,916	58,127
3.05	Financial and Insurance activities	13,359	11,876	11,613	12,637	14,363	15,770	19,995	26,309	31,532	35,344	39,978
3.06	Real Estate	3,556	5,700	6,263	9,006	10,087	12,987	16,466	20,470	24,533	28,696	32,448
3.07	Professional, Administrative & Support Serv	3,229	3,813	4,284	5,016	5,169	5,908	7,163	8,972	10,846	12,332	13,551
3.08	Public Administration & Defence; Social Sec	6,990	8,436	9,942	11,643	14,237	18,697	22,643	27,576	32,952	37,671	43,246
3.09	Education	7,826	9,129	10,076	12,155	11,255	11,001	13,038	16,063	18,863	21,655	24,607
3.10	Health and Social Work	4,112	5,101	5,999	7,234	7,704	8,846	10,676	13,343	16,013	18,346	20,824
3.11	Other Service Activities	2,710	2,918	2,948	3,312	3,005	3,542	4,597	5,894	6,965	8,031	8,989
4.	GDP at basic prices	203,023	244,394	286,964	333,626	368,106	431,142	581,639	757,253	900,215	1,033,067	1,173,382
	Net indirect Taxes	16,572	18,404	21,623	22,918	23,835	27,989	34,122	43,668	53,362	61,287	70,844
5.	GDP in purchasers' value	219,595	262,798	308,587	356,544	391,941	459,131	615,761	800,921	953,578	1,094,354	1,244,226
	<i>o.w. Informal GDP at purchasers' value</i>	64,926	73,794	81,722	90,051	101,944	119,248	149,195	174,697	198,474	224,953	257,408
6.	Non-Oil GDP	218,568	253,775	291,616	335,210	378,148	437,975	562,690	726,625	867,967	996,801	1,135,335

* Provisional

** Projection

Appendix 2A: Summary of Central Government Operations - 2022

<i>In GH¢ unless otherwise stated</i>	2022 Revised Budget	2022 Prog Q1-Q3	2022 Prov Q1-Q3	2022 Proj Q1-Q4
I. REVENUES				
Total Revenue & Grants	96,842,134,702	67,307,387,891	65,398,806,847	98,080,367,613
(per cent of GDP)	16.4	11.4	11.0	15.9
Domestic Revenue	95,653,753,593	66,503,417,863	64,601,439,252	96,576,559,073
Tax Revenue	74,425,752,487	50,414,794,404	49,055,296,622	75,264,884,323
Taxes on Income and Property	38,976,222,425	25,601,882,394	24,787,218,356	39,594,104,993
Personal	12,748,984,875	8,827,776,583	7,937,378,978	12,234,163,471
Company Taxes	16,477,198,016	9,629,116,282	9,598,601,552	16,906,073,286
Company Taxes on Oil	3,144,849,599	2,462,363,717	2,463,303,866	3,743,370,151
Other Direct Taxes	6,605,189,936	4,682,625,812	4,787,933,960	6,710,498,084
Taxes on Domestic Goods and Services	30,028,329,375	20,787,072,044	20,888,954,028	30,130,211,359
Excises	6,177,432,480	4,574,383,354	3,844,405,723	5,447,454,849
VAT	15,402,925,770	10,815,209,228	10,332,767,457	14,920,483,999
National Health Insurance Levy (NHIL)	3,040,752,478	2,147,039,023	2,391,290,115	3,285,003,570
GETFund Levy	3,094,318,983	1,767,432,079	2,391,972,758	3,718,859,662
Communication Service Tax	580,947,682	407,130,051	458,399,328	632,216,959
E-Transaction Levy	611,000,000	336,050,000	319,138,774	594,088,774
Covid-19 Health Levy	1,120,951,982	739,828,308	1,150,979,873	1,532,103,547
International Trade Taxes	8,573,275,841	6,133,765,812	6,221,587,408	9,397,567,759
Import Duties	8,573,275,841	6,133,765,812	6,221,587,408	9,397,567,759
Tax Refunds	-3,152,075,154	-2,107,925,846	-2,842,463,170	-3,856,999,788
Social Contributions	511,225,702	383,419,277	280,000,000	407,806,426
Non-Tax Revenue	15,960,746,652	12,169,956,659	11,048,872,769	15,163,184,289
Other Revenue	4,756,028,753	3,535,247,524	4,217,269,860	5,740,684,035
Grants	1,188,381,108	803,970,028	797,367,595	1,503,808,540
Project Grants	1,188,381,108	803,970,028	797,367,595	1,503,808,540
Programme Grants	0	0	0	0
II. EXPENDITURE				
Total Expenditure	133,842,472,169	102,566,808,275	99,570,125,665	136,921,204,119
(percent of GDP)	22.6	17.3	16.8	22.2
Compensation of Employees	37,948,992,821	27,947,040,881	27,146,294,813	38,475,725,365
Wages & Salaries	32,955,763,558	24,202,118,934	24,793,606,341	33,547,250,965
(percent of GDP)	5.6	4.1	4.2	5.4
Social Contributions	4,993,229,263	3,744,921,947	2,352,688,472	4,928,474,400
Use of Goods and Services	5,866,619,270	5,117,236,682	4,233,874,293	5,880,111,538
Interest Payment	41,361,592,947	30,890,499,152	32,101,073,853	44,011,690,883
Domestic	31,345,638,700	23,887,874,442	25,053,926,625	32,511,690,883
External	10,015,954,248	7,002,624,710	7,047,147,228	11,500,000,000
Subsidies	326,482,442	215,478,412	167,031,890	326,482,442
Grants to Other Government Units	23,683,877,918	16,820,074,781	17,562,031,159	23,994,054,738
Social Benefits	169,686,511	127,204,472	374,190,403	169,686,511
Other Expenditure	10,784,985,125	9,420,990,375	7,093,899,960	8,338,522,435
o/w Energy IPPs	6,355,438,815	6,101,221,262	3,277,560,304	4,122,500,000
Capital Expenditure	13,700,235,135	12,028,283,521	10,891,729,292	15,724,930,207
Domestic Financed	4,207,112,741	3,282,495,717	1,643,276,281	4,207,112,741
Foreign Financed	9,493,122,394	8,745,787,804	9,248,453,011	11,517,817,466
Outstanding Expenditure Claims	0.0	0.0	0.0	22,091,171,988
Overall Balance (Commitment)	-37,000,337,467.5	-35,259,420,383.6	-34,171,318,818.2	-60,932,008,495
(percent of GDP)	-6.3	-6.0	-5.8	-9.9
Arrears Clearance (Net Change)	-1,900,000,000	-1,425,000,000	-9,860,023,493	16,402,430,322
o/w Clearance of Arrears	-1,900,000,000	-1,425,000,000	-9,860,023,493	-12,434,681,810
o/w Payables build-up		0	0	28,837,112,132
Overall Balance (Cash)	-38,900,337,467	-36,684,420,384	-44,031,342,311	-44,529,578,172
(percent of GDP)	-6.6	-6.2	-7.4	-7.2
Discrepancy	0	0	9,531,530	0
Overall balance (incl. Divestiture and Discrepancy)	-38,900,337,467	-36,684,420,384	-44,021,810,781	-44,529,578,172

Appendix 2A: Summary of Central Government Operations - 2022

<i>In GH¢ unless otherwise stated</i>	2022 Revised Budget	2022 Prog Q1-Q3	2022 Prov Q1-Q3	2022 Proj Q1-Q4
Financing	38900337467	36684420384	44021810781	44529578172
Foreign (net)	10,880,493,231	12,459,430,017	6,530,984,125	6,148,369,777
Borrowing	20,610,368,928	19,439,858,890	15,116,009,964	17,482,842,439
Project Loans	8,304,741,286	7,941,817,776	8,451,085,416	10,014,008,926
Programme Loans	2,375,254,494	1,567,667,966	803,908,965	1,607,817,930
Sovereign (Eurobonds, Green Bonds, Term Loans, Others)	9,930,373,148	9,930,373,148	5,861,015,583	5,861,015,583
Amortisation (due)	-9,729,875,696	-6,980,428,873	-8,585,025,838	-11,334,472,662
Domestic (net)	30,685,326,021	26,324,659,356	36,801,395,189	36,399,832,071
Banking	19,618,822,437	16,100,408,226	33,634,648,773	36,593,471,880
Bank of Ghana ¹	8,387,663,890	8,387,663,890	33,030,947,346	41,859,844,642
o/w SDR	5,561,008,963	5,561,008,963	5,110,059,113	5,944,210,457
Comm. Banks	11,231,158,547	7,712,744,336	603,701,427	-5,266,372,762
Non-banks	11,066,503,584	10,224,251,130	3,166,746,415	-193,639,808
Other Domestic	0	0	0	0
Ghana Petroleum Funds	-839,919,692	-730,497,419	-631,042,468	2,291,667,397
Transfer to Ghana Petroleum Funds	-2,665,481,785	-2,099,668,989	-2,103,474,894	-2,811,530,037
o/w Stabilisation Fund	-1,865,837,249	-1,469,768,292	-1,472,432,426	-1,968,071,026
o/w Heritage Fund	-799,644,535	-629,900,697	-631,042,468	-843,459,011
Net Transfer from Ghana Stabilisation Fund	1,825,562,093	1,369,171,570	1,472,432,426	5,103,197,434
Sinking Fund	-1,825,562,093	-1,369,171,570	1,320,473,935	-310,291,073
Contingency Fund	0	0	0	0
Memorandum items				
Domestic Revenue	95,653,753,593	66,503,417,863	64,601,439,252	96,576,559,073
(percent of GDP)	16.2	11.2	10.9	15.7
Domestic expenditure	82,987,756,827	62,930,521,319	58,211,067,271	81,391,695,770
(percent of GDP)	14.0	10.6	9.8	13.2
Domestic Primary Balance	12,665,996,766	3,572,896,544	6,390,371,981	15,184,863,303
(percent of GDP)	2.1	0.6	1.1	2.5
Primary Balance (Commitment)	5,028,590,991	-4,368,921,232	-2,070,244,965	-16,920,317,612
(percent of GDP)	0.8	-0.7	-0.3	-2.7
Primary Balance (Cash)	8,816,694,295	-5,793,921,232	-11,920,736,928	-517,887,289
(percent of GDP)	1.5	-1.0	-2.0	-0.1
Non-oil Primary Balance	-9,626,948,715	-15,259,326,553	-21,175,420,836	-13,475,651,515
(percent of GDP)	-1.6	-2.6	-3.6	-2.2
Overall Balance (cash, discrepancy)	-38,900,337,467	-36,684,420,384	-44,021,810,781	-44,529,578,172
(percent of GDP)	-6.6	-6.2	-7.4	-7.2
Oil Revenue	12,088,204,195	9,465,405,321	9,254,683,907	12,957,764,226
(percent of GDP)	2.0	1.6	1.6	2.1
Non-Oil Revenue and Grants	84,753,930,506	57,841,982,570	56,144,122,940	85,122,603,387
(percent of GDP)	14.3	9.8	9.5	13.8
Benchmark Oil Revenue	8,884,939,283	6,998,896,631	7,011,582,980	9,754,499,314
(percent of GDP)	1.5	1.2	1.2	1.6
Annual Budget Funding Amount (ABFA)	6,219,457,498	4,899,227,641	4,908,108,086	6,828,149,520
(percent of GDP)	1.1	0.8	0.8	1.1
Nominal GDP	591,883,324,323	591,883,324,323	591,883,324,323	615,761,311,888
Non-Oil Nominal GDP	550,324,489,297	550,324,489,297	550,324,489,297	562,690,066,012

¹ Includes (i) IMF SDR resources on-lent to Government, (ii) Drawdown of Government's deposit held with the BoG, (iii) GoG stocks and bonds sold by commercial banks to the BoG under repurchase agreement, and (iv) Overdrawn balance on the Government's treasury main account held with the BoG.

Appendix 2B: Economic Classification of Central Gov't Revenue - 2022

<i>In GH¢ unless otherwise stated</i>	2022 Revised Budget	2022 Prog Q1-Q3	2022 Prov Q1-Q3	2022 Proj Q1-Q4
TAX REVENUE	74,425,752,487	50,414,794,404	49,055,296,622	75,264,884,323
TAXES ON INCOME & PROPERTY	38,976,222,425	25,601,882,394	24,787,218,356	39,594,104,993
Personal	12,748,984,875	8,827,776,583	7,937,378,978	12,234,163,471
PAYE	11,814,222,715	8,169,048,608	7,550,468,607	11,571,218,916
Self Employed	934,762,160	658,727,975	386,910,371	662,944,556
Companies	16,477,198,016	9,629,116,282	9,598,601,552	16,906,073,286
Company Taxes on Oil	3,144,849,599	2,462,363,717	2,463,303,866	3,743,370,151
Others	6,605,189,936	4,682,625,812	4,787,933,960	6,710,498,084
Other Direct Taxes	5,307,124,022	3,892,711,294	3,794,975,086	5,209,387,814
o/w Royalties from Oil	2,484,218,525	1,945,180,864	2,152,771,437	2,604,933,051
o/w Mineral Royalties	2,574,048,108	1,769,013,986	1,329,485,475	2,134,519,597
National Fiscal Stabilisation Levy	613,103,696	315,073,985	301,764,257	599,793,968
Finsec clean-up Levy	288,937,152	182,030,406	258,242,720	365,149,466
Airport Tax	396,025,067	292,810,128	432,951,897	536,166,836
TAXES ON DOMESTIC GOODS AND SERVICES	30,028,329,375	20,787,072,044	20,888,954,028	30,130,211,359
Excises	6,177,432,480	4,574,383,354	3,844,405,723	5,447,454,849
Excise Duty	670,883,363	486,696,653	382,121,701	566,308,410
Petroleum Tax	5,506,549,117	4,087,686,700	3,462,284,022	4,881,146,439
o/w Energy Fund levy	50,086,800	39,518,911	33,989,638	44,557,526
o/w Road Fund levy	2,454,253,200	1,936,426,646	1,613,165,288	2,130,991,843
VAT	15,402,925,770	10,815,209,228	10,332,767,457	14,920,483,999
Domestic	8,950,149,764	6,254,486,998	5,561,969,657	8,257,632,423
External	6,452,776,006	4,560,722,230	4,770,797,800	6,662,851,576
National Health Insurance Levy (NHIL)	3,040,752,478	2,147,039,023	2,391,290,115	3,285,003,570
Customs Collection	1,144,447,238	820,467,381	853,896,235	1,177,876,093
Domestic Collection	1,896,305,240	1,326,571,642	1,537,393,880	2,107,127,477
GET Fund Levy	3,094,318,983	1,767,432,079	2,391,972,758	3,718,859,662
Customs Collection	1,146,360,951	652,863,303	854,578,878	1,348,076,527
Domestic Collection	1,947,958,032	1,114,568,776	1,537,393,880	2,370,783,136
Communication Service Tax	580,947,682	407,130,051	458,399,328	632,216,959
E-Transaction Levy	611,000,000	336,050,000	319,138,774	594,088,774
Covid-19 Health Levy	1,120,951,982	739,828,308	1,150,979,873	1,532,103,547
TAXES ON INTERNATIONAL TRADE	8,573,275,841	6,133,765,812	6,221,587,408	9,397,567,759
Imports	8,573,275,841	6,133,765,812	6,221,587,408	9,397,567,759
Import Duty	8,573,275,841	6,133,765,812	6,221,587,408	9,397,567,759
Tax Refunds	-3,152,075,154	-2,107,925,846	-2,842,463,170	-3,856,999,788
SOCIAL CONTRIBUTIONS	511,225,702	383,419,277	280,000,000	407,806,426
NON-TAX REVENUE	15,960,746,652	12,169,956,659	11,048,872,769	15,163,184,289
Retention	8,318,614,084	6,210,367,732	5,445,923,113	7,275,683,117
Lodgement	7,642,132,569	5,959,588,926	5,602,949,656	7,887,501,172
Fees & Charges	652,646,665	531,320,337	539,538,168	731,636,305
Dividend/Interest & Profits (Others)	298,000,000	228,514,012	285,630,044	380,840,058
Dividend/Interest & Profits from Oil	6,451,789,582	5,052,388,617	4,627,019,252	6,595,512,285
Surface Rentals from Oil/PHF Interest	7,346,490	5,472,124	11,589,353	13,948,739
Property Rate Collection	39,390,000	1,730,000	0	0
Yield from Capping Policy	192,959,832	140,163,836	139,172,840	165,563,786
OTHER REVENUE	4,756,028,753	3,535,247,524	4,217,269,860	5,740,684,035
ESLA Proceeds	4,756,028,753	3,535,247,524	4,217,269,860	5,740,684,035
Energy Debt Recovery Levy	2,739,050,000	2,161,133,743	1,858,500,796	2,739,050,000
Public Lighting Levy	222,499,612	172,594,867	92,595,047	142,499,792
National Electrification Scheme Levy	148,193,035	114,970,085	66,053,307	99,276,257
Price Stabilisation & Recovery Levy	816,206,106	538,696,030	1,122,219,881	1,399,729,957
Delta Fund	565,680,000	373,348,800	732,553,483	924,884,683
Pollution and Sanitation Levy	264,400,000	174,504,000	345,247,346	435,243,346
DOMESTIC REVENUE	95,653,753,593	66,503,417,863	64,601,439,252	96,576,559,073
GRANTS	1,188,381,108	803,970,028	797,367,595	1,503,808,540
Project Grants	1,188,381,108	803,970,028	797,367,595	1,503,808,540
Programme Grants	0	0	0	0
TOTAL REVENUE & GRANTS	96,842,134,702	67,307,387,891	65,398,806,847	98,080,367,613
Memorandum items				
Taxes on Income and Property (% of GDP)	6.6	4.3	4.2	6.4
Taxes on Goods and Services (% of GDP)	5.1	3.5	3.5	4.9
Taxes on International Trade (% of GDP)	1.4	1.0	1.1	1.5
Tax Revenue (Net of Tax Refunds, % of GDP)	12.6	8.5	8.3	12.2
Non-Oil Tax Revenue (Net of Tax Refunds, % of non-oil GDP)	12.5	8.4	8.1	12.2
Non-Oil Tax Revenue (Gross, % of GDP)	12.2	8.1	8.0	11.8
Non-Tax Revenue (% of GDP)	2.7	2.1	1.9	2.5
Domestic Revenue (% of GDP)	16.2	11.2	10.9	15.7
Non-Oil Domestic Revenue	14.1	9.6	9.4	13.6
Grants (% of GDP)	0.2	0.1	0.1	0.3
Total Oil Receipts	12,088,204,195	9,465,405,321	9,254,683,907	12,957,764,226
Non-Oil Tax Revenue (Gross)	71,948,759,517	48,115,175,669	47,281,684,490	72,773,580,909
Non-Oil Tax Revenue (Net)	68,796,684,363	46,007,249,823	44,439,221,320	68,916,581,120
Non-oil Taxes on Income and Property	33,347,154,302	21,194,337,813	20,171,143,053	33,245,801,790
Import Exemptions	4,011,430,006	1,241,334,946	1,705,647,704	2,388,782,389
Benchmark Oil Revenue	8,884,939,283	6,998,896,631	7,011,582,980	9,754,499,314
Nominal GDP	591,883,324,323	591,883,324,323	591,883,324,323	615,761,311,888
Non-Oil Nominal GDP	550,324,489,297	550,324,489,297	550,324,489,297	562,690,066,012

Appendix 2C Economic Classification of Central Gov't Expenditure - 2022

<i>In GH¢ unless otherwise stated</i>	2022 Revised Budget	2022 Prog Q1-Q3	2022 Prov Q1-Q3	2022 Proj Q1-Q4
II EXPENDITURE				
Compensation of Employees	37,948,992,821	27,947,040,881	27,146,294,813	38,475,725,365
Wages & Salaries	32,955,763,558	24,202,118,934	24,793,606,341	33,547,250,965
Social Contributions	4,993,229,263	3,744,921,947	2,352,688,472	4,928,474,400
Pensions	1,483,551,571	1,112,663,678	1,047,502,545	1,418,390,438
Gratuities	356,650,763	267,488,073	180,773,850	269,936,540
Social Security	3,153,026,929	2,364,770,197	1,124,412,078	3,240,147,422
Use of Goods and Services	5,866,619,270	5,117,236,682	4,233,874,293	5,880,111,538
o/w Non-ABFA	4,000,782,020	3,647,468,390	3,536,993,138	3,890,306,769
o/w ABFA	1,865,837,249	1,469,768,292	696,881,155	1,989,804,769
Interest Payment	41,361,592,947	30,890,499,152	32,101,073,853	44,011,690,883
Domestic	31,345,638,700	23,887,874,442	25,053,926,625	32,511,690,883
External (Due)	10,015,954,248	7,002,624,710	7,047,147,228	11,500,000,000
Subsidies	326,482,442	215,478,412	167,031,890	326,482,442
Subsidies on Petroleum products	326,482,442	215,478,412	167,031,890	326,482,442
Grants to Other Government Units	23,683,877,918	16,820,074,781	17,562,031,159	23,994,054,738
National Health Fund (NHF)	1,868,472,354	1,273,749,582	1,446,689,268	1,888,284,873
Ghana Education Trust Fund (GETF)	1,788,202,661	1,211,299,403	1,437,898,773	1,808,364,201
Road Fund	1,418,309,530	960,739,811	1,096,265,381	1,434,300,617
Petroleum Related Funds	28,945,092	19,606,935	22,372,763	29,271,441
Dist. Ass. Common Fund	3,036,947,097	2,064,019,637	1,962,750,676	3,066,583,640
o/w ABFA	310,972,875	171,472,967	100,000,000	341,407,476
Ghana Infrastructure Fund (ABFA Capex)	870,724,050	685,891,870	417,951,366	955,940,933
Retention of Internally-Generated Funds (IGFs)	8,318,614,084	6,210,367,732	5,445,923,113	7,275,683,117
Transfer to the National Oil Company from Oil Revenue	1,851,162,363	1,253,947,281	2,243,100,928	2,857,413,185
Other Earmarked Funds	4,502,500,686	3,140,452,531	3,489,078,892	4,678,212,731
Youth Employment Agency	317,626,854	217,876,373	260,333,597	330,151,865
Student's Loan Trust Fund	3,357,289	2,274,173	2,810,896	3,395,141
Ghana EXIM Bank Ltd	230,584,712	156,194,334	178,227,694	233,184,497
Ghana Airport Company Ltd.	396,025,067	292,810,128	432,951,897	536,166,836
Mineral Development Fund	297,507,768	201,526,924	175,286,299	300,862,094
Mineral Income Investment Fund	1,190,031,074	806,107,697	982,029,655	1,203,448,378
GRA Retention	2,063,900,531	1,461,314,148	1,454,758,776	2,067,497,434
Plastic Waste Recycling Fund	3,467,392	2,348,755	2,680,079	3,506,486
Social Benefits	169,686,511	127,204,472	374,190,403	169,686,511
Lifeline Consumers of Electricity	169,686,511	127,204,472	374,190,403	169,686,511
Other Expenditure	10,784,985,125	9,420,990,375	7,093,899,960	8,338,522,435
ESLA Transfers	4,429,546,310	3,319,769,112	3,816,339,656	4,216,022,435
Energy Sector Payment Shortfalls	6,355,438,815	6,101,221,262	3,277,560,304	4,122,500,000
Capital Expenditure	13,700,235,135	12,028,283,521	10,891,729,292	15,724,930,207
Domestic Financed	4,207,112,741	3,282,495,717	1,643,276,281	4,207,112,741
o/w MDAs Non-ABFA CAPEX	1,035,189,417	783,889,620	23,409,732	915,034,429
o/w MDAs ABFA CAPEX	3,171,923,324	2,498,606,097	1,619,866,549	3,292,078,312
Foreign Financed	9,493,122,394	8,745,787,804	9,248,453,011	11,517,817,466
TOTAL EXPENDITURE & NET LENDING	133,842,472,169	102,566,808,275	99,570,125,665	136,921,204,119
APPROPRIATION	145,472,347,866	110,972,237,147	118,015,174,997	153,944,418,447
Total Expenditure	133,842,472,169	102,566,808,275	99,570,125,665	130,175,263,975
Arrears Clearance (Net Change)	1,900,000,000	1,425,000,000	9,860,023,493	12,434,681,810
Amortisation	9,729,875,696	6,980,428,873	8,585,025,838	11,334,472,662
Memorandum items:				
Compensation of Employees	6.4	4.7	4.6	6.2
Wage and Salaries	5.6	4.1	4.2	5.4
Wage and Salaries (% of Tax Revenue)	0.4	4.4	4.8	44.6
Goods and Services	1.0	0.9	0.7	1.0
Interest Payments	7.0	5.2	5.4	7.1
Subsidies	0.1	0.0	0.0	0.1
Recurrent Expenditure	18.0	13.7	13.2	17.3
Capital Expenditure	2.3	2.0	1.8	2.6
Total CAPEX (including those under Grants to other Gov't)	3.5	2.9	2.8	3.9
Total Expenditure	22.6	17.3	16.8	22.2
Total CAPEX (incl those under Grants to other Gov')	20,872,511,696	16,969,001,921	16,618,102,990	23,823,012,268
ABFA CAPEX	4,353,620,249	3,429,459,349	3,435,675,660	4,779,704,664
Annual Budget Funding Amount (ABFA)	6,219,457,498	4,899,227,641	4,908,108,086	6,828,149,520
Benchmark Oil Revenue	8,884,939,283	6,998,896,631	7,011,582,980	9,754,499,314
Nominal GDP	591,883,324,323	591,883,324,323	591,883,324,323	615,761,311,888
Non-Oil Nominal GDP	550,324,489,297	550,324,489,297	550,324,489,297	562,690,066,012

Appendix 3A Summary of Central Government Operations - 2023

<i>In GH¢ unless otherwise stated</i>	2023 Budget	2024 Indicative	2025 Indicative	2026 Indicative
I. REVENUES				
Total Revenue & Grants	143,956,437,532	171,757,386,911	206,532,016,185	232,366,254,293
(per cent of GDP)	18.0	18.0	18.9	18.7
Domestic Revenue	141,552,710,996	169,465,716,311	204,655,237,095	231,448,176,293
Tax Revenue	112,357,901,731	139,974,901,154	170,425,725,699	193,296,028,201
Taxes on Income and Property	59,813,213,354	69,456,858,214	84,852,151,895	92,775,568,294
Personal	16,536,358,232	19,539,014,874	22,978,335,481	24,736,888,861
Company Taxes	23,947,401,904	28,295,749,006	32,502,242,972	39,903,168,605
Company Taxes on Oil	8,589,676,365	10,612,747,703	15,278,005,834	13,275,410,916
Other Direct Taxes	10,739,776,853	11,009,346,632	14,093,567,608	14,860,099,912
Taxes on Domestic Goods and Services	44,888,824,961	61,989,462,860	75,336,109,530	88,944,882,382
Excises	6,333,937,923	7,257,069,037	8,358,458,588	9,595,443,376
VAT	23,715,017,064	31,332,058,373	38,320,713,411	45,386,555,195
National Health Insurance Levy (NHIL)	4,644,363,009	7,557,135,706	9,314,324,241	11,074,127,282
GETFund Levy	4,644,363,009	7,557,135,706	9,314,324,241	11,074,127,282
Communication Service Tax	782,286,974	1,201,634,095	1,380,271,055	1,581,857,830
E-Transaction Levy	2,235,108,261	2,640,957,153	3,033,566,316	3,476,614,693
Covid-19 Health Levy	2,533,748,723	4,443,472,790	5,614,451,678	6,756,156,723
International Trade Taxes	14,015,787,079	16,560,760,741	19,022,711,479	21,800,953,516
Import Duties	14,015,787,079	16,560,760,741	19,022,711,479	21,800,953,516
Tax Refunds	-6,359,923,663	-8,032,180,662	-8,785,247,204	-10,225,375,991
Social Contributions	630,716,370	657,382,510	677,842,236	704,518,571
Non-Tax Revenue	23,043,666,473	22,569,875,275	26,432,118,690	29,397,497,011
Other Revenue	5,520,426,421	6,263,557,373	7,119,550,471	8,050,132,509
Grants	2,403,726,536	2,291,670,600	1,876,779,090	918,078,000
Project Grants	2,403,726,536	2,291,670,600	1,876,779,090	918,078,000
Programme Grants	0	0	0	0
II. EXPENDITURE				
Total Expenditure	190,996,541,127	235,443,396,677	253,213,976,720	285,350,417,405
(percent of GDP)	23.8	24.7	23.1	22.9
Compensation of Employees	44,990,023,725	54,167,988,565	61,209,827,078	70,391,301,140
Wages & Salaries	38,730,776,313	46,631,854,681	52,693,995,790	60,598,095,158
(percent of GDP)	4.8	4.9	4.8	4.9
Social Contributions	6,259,247,412	7,536,133,884	8,515,831,289	9,793,205,982
Use of Goods and Services	8,048,001,903	10,894,026,593	14,681,970,091	18,287,223,451
Interest Payment	52,550,368,539	73,859,517,647	67,839,797,849	72,866,919,170
Domestic	31,297,838,102	52,705,928,651	45,749,612,519	51,577,128,151
External	21,252,530,437	21,153,588,996	22,090,185,330	21,289,791,019
Subsidies	350,548,297	376,483,367	404,435,872	444,879,460
Grants to Other Government Units	30,078,760,145	35,893,668,460	43,374,721,002	49,392,663,121
Social Benefits	545,070,000	607,478,400	659,376,672	715,756,806
Other Expenditure	26,739,907,256	29,198,729,192	32,061,549,824	34,138,890,453
o/w Energy Sector Payment Shortfalls	23,652,600,000	22,935,171,819	24,941,999,353	26,088,757,944
Capital Expenditure	27,693,861,263	30,445,504,454	32,982,298,332	39,112,783,803
Domestic Financed	11,685,309,291	11,403,208,346	16,197,476,732	22,740,305,803
Foreign Financed	16,008,551,971	19,042,296,108	16,784,821,600	16,372,478,000
Overall Balance (Commitment)	-47,040,103,595	-63,686,009,766	-46,681,960,535	-52,984,163,112
(percent of GDP)	-5.9	-6.7	-4.3	-4.3
Arrears Clearance (Net Change)	-14,435,333,333	-7,300,000,000	-7,700,000,000	-8,052,794,646
o/w Clearance of Outstanding Payables	-14,435,333,333	-7,300,000,000	-7,700,000,000	-8,052,794,646
o/w Payables build-up	0	0	0	0
Overall Balance (Cash)	-61,475,436,929	-70,986,009,766	-54,381,960,535	-61,036,957,758
(percent of GDP)	-7.7	-7.4	-5.0	-4.9
Discrepancy	0	0	0	0
Overall balance (incl. Divestiture and Discrepancy)	-61,475,436,929	-70,986,009,766	-54,381,960,535	-61,036,957,758

Appendix 3A Summary of Central Government Operations - 2023

<i>In GH¢ unless otherwise stated</i>	2023 Budget	2024 Indicative	2025 Indicative	2026 Indicative
Financing	61,475,436,929	70,986,009,766	54,381,960,535	61,036,957,758
Foreign (net)	-868,632,885	-8,865,999,210	-33,900,713,564	-26,772,914,783
Borrowing	21,504,825,435	16,750,625,508	14,908,042,510	15,454,400,000
Project Loans	13,604,825,435	16,750,625,508	14,908,042,510	15,454,400,000
Programme Loans	7,900,000,000	0	0	0
Sovereign (Eurobonds, Green Bonds, Term Loans, Amortisation (due)	0	0	0	0
	-22,373,458,321	-25,616,624,718	-48,808,756,074	-42,227,314,783
Other Financing Sources¹	64,300,674,539	77,943,174,909	86,133,060,347	84,437,270,914
Domestic (net)	0	4,000,000,000	5,000,000,000	6,000,000,000
Banking	0	2,000,000,000	2,500,000,000	3,000,000,000
Bank of Ghana	0	0	0	0
Comm. Banks	0	2,000,000,000	2,500,000,000	3,000,000,000
Non-banks	0	2,000,000,000	2,500,000,000	3,000,000,000
Ghana Petroleum Funds	-1,586,436,263	-1,695,539,946	-2,311,123,985	-2,130,323,005
Transfer to Ghana Petroleum Funds	-5,288,120,877	-5,651,799,820	-7,703,746,616	-7,101,076,682
o/w Stabilisation Fund	-3,701,684,614	-3,956,259,874	-5,392,622,631	-4,970,753,678
o/w Heritage Fund	-1,586,436,263	-1,695,539,946	-2,311,123,985	-2,130,323,005
Net Transfer from Ghana Stabilisation Fund	3,701,684,614	3,956,259,874	5,392,622,631	4,970,753,678
Sinking Fund	-370,168,461	-395,625,987	-539,262,263	-497,075,368
Contingency Fund	-370,168,461	-395,625,987	-539,262,263	-497,075,368
Memorandum items				
Domestic Revenue	141,552,710,996	169,465,716,311	204,655,237,095	231,448,176,293
(percent of GDP)	17.7	17.8	18.7	18.6
Domestic expenditure	122,437,620,617	142,541,582,922	168,589,357,271	196,111,020,234
(percent of GDP)	15.3	14.9	15.4	15.8
Domestic Primary Balance	19,115,090,379	26,924,133,389	36,065,879,824	35,337,156,058
(percent of GDP)	2.4	2.8	3.3	2.8
Primary Balance (Commitment)	5,510,264,944	10,173,507,881	21,157,837,314	19,882,756,058
(percent of GDP)	0.7	1.1	1.9	1.6
Primary Balance (Cash)	-8,925,068,390	2,873,507,881	13,457,837,314	11,829,961,412
(percent of GDP)	-1.1	0.3	1.2	1.0
Non-oil Primary Balance	-32,379,649,469	-20,449,926,895	-17,000,567,358	-17,076,535,059
(percent of GDP)	-4.0	-2.1	-1.6	-1.4
Overall Balance (cash, discrepancy)	-61,475,436,929	-70,986,009,766	-54,381,960,535	-61,036,957,758
(percent of GDP)	-7.7	-7.4	-5.0	-4.9
Oil Revenue	23,454,581,079	23,323,434,776	30,458,404,672	28,906,496,471
(percent of GDP)	2.9	2.4	2.8	2.3
Non-Oil Revenue and Grants	120,501,856,453	148,433,952,135	176,073,611,513	203,459,757,822
(percent of GDP)	15.0	15.6	16.1	16.4
Benchmark Oil Revenue	17,627,069,591	18,839,332,733	25,679,155,386	23,670,255,608
(percent of GDP)	2.2	2.0	2.3	1.9
Annual Budget Funding Amount (ABFA)	12,338,948,713	13,187,532,913	17,975,408,770	16,569,178,925
(percent of GDP)	1.5	1.4	1.6	1.3
Nominal GDP	800,920,526,493	953,577,591,436	1,094,354,042,170	1,244,226,019,975
Non-Oil Nominal GDP	726,625,397,882	867,967,314,738	944,983,303,060	1,135,335,022,678

¹ Other Sources of Financing includes financing to be provided by Multilateral and other international partners in the context of the Fund-supported Programme.

Appendix 3B: Economic Classification of Central Gov't Revenue – 2023

<i>In GH¢ unless otherwise stated</i>	2023 Budget	2024 Indicative	2025 Indicative	2026 Indicative
TAX REVENUE	112,357,901,731	139,974,901,154	170,425,725,699	193,296,028,201
TAXES ON INCOME & PROPERTY	59,813,213,354	69,456,858,214	84,852,151,895	92,775,568,294
Personal	16,536,358,232	19,539,014,874	22,978,335,481	24,736,888,861
PAYE	15,680,269,986	18,527,478,915	21,887,098,817	23,481,246,725
Self Employed	856,088,246	1,011,535,958	1,091,236,664	1,255,642,136
Companies	23,947,401,904	28,295,749,006	32,502,242,972	39,903,168,605
Company Taxes on Oil	8,589,676,365	10,612,747,703	15,278,005,834	13,275,410,916
Others	10,739,776,853	11,009,346,632	14,093,567,608	14,860,099,912
Other Direct Taxes	7,268,371,307	6,907,606,475	9,022,643,901	9,048,574,456
o/w Royalties from Oil	4,129,421,307	3,524,656,411	4,201,199,720	4,330,066,166
o/w Mineral Royalties	2,547,100,000	3,009,600,064	4,117,196,866	4,718,508,063
Growth and Sustainability Levy (GSL) ¹	2,216,389,230	2,618,839,138	3,008,160,199	3,447,498,047
Finsec clean-up Levy	377,226,317	445,722,723	511,984,617	586,759,299
Airport Tax	877,790,000	1,037,178,297	1,550,778,890	1,777,268,111
TAXES ON DOMESTIC GOODS AND SERVICES	44,888,824,961	61,989,462,860	75,336,109,530	88,944,882,382
Excises	6,333,937,923	7,257,069,037	8,358,458,588	9,595,443,376
Excise Duty	1,186,563,556	1,402,018,670	1,610,445,140	1,845,648,538
Petroleum Tax	5,147,374,367	5,855,050,367	6,748,013,449	7,749,794,838
o/w Energy Fund levy	59,812,506	79,124,292	96,651,594	118,137,006
o/w Road Fund levy	2,496,277,494	3,302,255,708	4,033,758,406	4,930,452,994
VAT	23,715,017,064	31,332,058,373	38,320,713,411	45,386,555,195
Domestic	15,611,812,578	20,291,250,183	25,638,559,978	30,852,189,903
External	8,103,204,485	11,040,808,190	12,682,153,433	14,534,365,292
National Health Insurance Levy (NHIL)	4,644,363,009	7,557,135,706	9,314,324,241	11,074,127,282
Customs Collection	1,498,393,727	2,040,002,625	2,343,272,870	2,685,504,796
Domestic Collection	3,145,969,282	5,517,133,082	6,971,051,372	8,388,622,486
GETFund Levy	4,644,363,009	7,557,135,706	9,314,324,241	11,074,127,282
Customs Collection	1,498,393,727	2,040,002,625	2,343,272,870	2,685,504,796
Domestic Collection	3,145,969,282	5,517,133,082	6,971,051,372	8,388,622,486
Communication Service Tax	782,286,974	1,201,634,095	1,380,271,055	1,581,857,830
E-Transaction Levy	2,235,108,261	2,640,957,153	3,033,566,316	3,476,614,693
Covid-19 Health Levy	2,533,748,723	4,443,472,790	5,614,451,678	6,756,156,723
TAXES ON INTERNATIONAL TRADE	14,015,787,079	16,560,760,741	19,022,711,479	21,800,953,516
Imports	14,015,787,079	16,560,760,741	19,022,711,479	21,800,953,516
Import Duty	14,015,787,079	16,560,760,741	19,022,711,479	21,800,953,516
Tax Refunds	-6,359,923,663	-8,032,180,662	-8,785,247,204	-10,225,375,991
SOCIAL CONTRIBUTIONS	630,716,370	657,382,510	677,842,236	704,518,571
NON-TAX REVENUE	23,043,666,473	22,569,875,275	26,432,118,690	29,397,497,011
Retention	10,627,615,268	11,514,046,226	13,321,374,416	15,586,585,151
Lodgement	12,416,051,205	11,055,829,049	13,110,744,274	13,810,911,860
Fees & Charges	941,894,247	1,070,441,489	1,264,859,724	1,575,449,495
Dividend/Interest & Profits (Others)	403,690,462	439,147,401	488,465,459	537,312,005
Dividend/Interest & Profits from Oil	10,719,649,513	9,168,956,818	10,960,649,236	11,301,019,389
Surface Rentals from Oil/PHF Interest	15,833,895	17,073,844	18,549,883	0
Property Rate Collection	165,438,000	173,709,900	182,395,395	191,515,165
Yield from Capping Policy	169,545,089	186,499,598	195,824,577	205,615,806
OTHER REVENUE	5,520,426,421	6,263,557,373	7,119,550,471	8,050,132,509
ESLA Proceeds	5,520,426,421	6,263,557,373	7,119,550,471	8,050,132,509
Energy Debt Recovery Levy	2,658,837,324	3,004,486,176	3,455,159,102	3,938,881,377
Public Lighting Levy	257,010,774	281,232,028	307,484,003	334,653,017
National Electrification Scheme Levy	171,459,157	187,617,005	205,096,128	223,219,483
Price Stabilisation & Recovery Levy	802,164,392	930,933,723	1,000,056,723	1,074,557,432
Delta Fund	1,108,706,417	1,263,925,315	1,462,740,767	1,685,077,364
Pollution and Sanitation Levy	522,248,357	595,363,127	689,013,747	793,743,836
DOMESTIC REVENUE	141,552,710,996	169,465,716,311	204,655,237,095	231,448,176,293
GRANTS	2,403,726,536	2,291,670,600	1,876,779,090	918,078,000
Project Grants	2,403,726,536	2,291,670,600	1,876,779,090	918,078,000
Programme Grants	0	0	0	0
TOTAL REVENUE & GRANTS	143,956,437,532	171,757,386,911	206,532,016,185	232,366,254,293
Memorandum items				
Taxes on Income and Property (% of GDP)	7.5	7.3	7.8	7.5
Non-oil Taxes on Income and Property (% of non-oil GDP)	6.5	6.4	6.9	6.9
Taxes on Goods and Services (% of GDP)	5.6	6.5	6.9	7.1
Taxes on International Trade (% of GDP)	1.7	1.7	1.7	1.8
Tax Revenue (Net of Tax Refunds, % of GDP)	14.0	14.7	15.6	15.5
Non-Oil Tax Revenue (Net of Tax Refunds, % of non-oil G	13.7	14.5	16.0	16.2
Non-Oil Tax Revenue (Gross, % of GDP)	13.2	14.0	14.6	14.9
Non-Tax Revenue (% of GDP)	2.9	2.4	2.4	2.4
Domestic Revenue (% of GDP)	17.7	17.8	18.7	18.6
Non-Oil Domestic Revenue	14.7	15.3	15.9	16.3
Grants (% of GDP)	0.5	0.5	0.4	0.2
Total Oil Receipts	23,454,581,079	23,323,434,776	30,458,404,672	28,906,496,471
Non-Oil Tax Revenue (Gross)	105,998,727,723	133,869,677,702	159,731,767,350	185,915,927,110
Non-Oil Tax Revenue (Net)	99,638,804,060	125,837,497,039	150,946,520,145	175,690,551,119
Non-oil Taxes on Income and Property	47,094,115,683	55,319,454,100	65,372,946,341	75,170,091,212
Import Exemptions	2,388,782,389	2,388,782,389	2,388,782,389	2,388,782,389
Benchmark Oil Revenue	17,627,069,591	18,839,332,733	25,679,155,386	23,670,255,608
Nominal GDP	800,920,526,493	953,577,591,436	1,094,354,042,170	1,244,226,019,975
Non-Oil Nominal GDP	726,625,397,882	867,967,314,738	944,983,303,060	1,082,996,873,848

¹ This proposed Levy replaces the National Fiscal Stabilisation Levy

Appendix 3C: Economic Classification of Central Gov't Expenditure – 2023

<i>In GH¢ unless otherwise stated</i>	2023 Budget	2024 Indicative	2025 Indicative	2026 Indicative
II EXPENDITURE				
Compensation of Employees	44,990,023,725	54,167,988,565	61,209,827,078	70,391,301,140
Wages & Salaries	38,730,776,313	46,631,854,681	52,693,995,790	60,598,095,158
Social Contributions	6,259,247,412	7,536,133,884	8,515,831,289	9,793,205,982
Pensions	1,859,701,576	2,239,080,697	2,530,161,188	2,909,685,366
Gratuities	447,078,484	538,282,494	608,259,219	699,498,101
Social Security	3,952,467,352	4,758,770,692	5,377,410,882	6,184,022,514
Use of Goods and Services	8,048,001,903	10,894,026,593	14,681,970,091	18,287,223,451
o/w Non-ABFA	4,346,317,289	6,937,766,719	9,289,347,460	13,316,469,774
o/w ABFA	3,701,684,614	3,956,259,874	5,392,622,631	4,970,753,678
Interest Payment	52,550,368,539	73,859,517,647	67,839,797,849	72,866,919,170
Domestic	31,297,838,102	52,705,928,651	45,749,612,519	51,577,128,151
External (Due)	21,252,530,437	21,153,588,996	22,090,185,330	21,289,791,019
Subsidies	350,548,297	376,483,367	404,435,872	444,879,460
Subsidies on Petroleum products	350,548,297	376,483,367	404,435,872	444,879,460
Grants to Other Government Units	30,078,760,145	35,893,668,460	43,374,721,002	49,392,663,121
National Health Fund (NHF)	2,500,279,651	3,806,270,354	4,589,714,141	5,266,089,979
Ghana Education Trust Fund (GETF)	1,869,563,281	3,148,887,844	3,911,871,905	4,561,571,408
Road Fund	1,004,863,042	1,375,975,404	1,694,116,049	2,030,915,198
Petroleum Related Funds	24,077,202	32,969,306	40,592,172	48,662,109
Dist. Ass. Common Fund	4,554,034,657	5,473,716,020	6,611,823,865	7,454,432,208
o/w ABFA	616,947,436	659,376,646	898,770,439	828,458,946
Ghana Infrastructure Fund (ABFA Capex)	1,727,452,820	1,846,254,608	2,516,557,228	2,319,685,050
Retention of Internally-Generated Funds (IGFs)	10,627,615,268	11,514,046,226	13,321,374,416	15,586,585,151
Transfer to the National Oil Company from Oil Revenue	2,345,833,321	1,868,424,091	2,007,210,671	2,156,873,043
Other Earmarked Funds	5,425,040,903	6,827,124,607	8,681,460,554	9,967,848,975
Youth Employment Agency	345,400,636	540,743,099	623,869,689	707,323,770
Student's Loan Trust Fund	3,149,054	5,006,938	5,796,925	6,515,870
Ghana EXIM Bank Ltd	181,800,456	212,538,894	240,940,630	259,940,782
Ghana Airport Company Ltd.	877,790,000	1,037,178,297	1,550,778,890	1,777,268,111
Mineral Development Fund	205,064,274	250,806,481	345,831,782	388,722,487
Mineral Income Investment Fund	820,257,094	1,003,225,923	1,383,327,128	1,554,889,946
GRA Retention	2,989,164,122	3,775,124,911	4,528,395,604	5,270,716,534
Plastic Waste Recycling Fund	2,415,268	2,500,065	2,519,907	2,471,475
Social Benefits	545,070,000	607,478,400	659,376,672	715,756,806
Lifeline Consumers of Electricity	150,000,000	165,000,000	181,500,000	199,650,000
Transfers for Social Protection (LEAP)	395,070,000	442,478,400	477,876,672	516,106,806
Other Expenditure	26,739,907,256	29,198,729,192	32,061,549,824	34,138,890,453
ESLA Transfers	3,087,307,256	6,263,557,373	7,119,550,471	8,050,132,509
Energy Sector Payment Shortfalls	23,652,600,000	22,935,171,819	24,941,999,353	26,088,757,944
Capital Expenditure	27,693,861,263	30,445,504,454	32,982,298,332	39,112,783,803
Domestic Financed	11,685,309,291	11,403,208,346	16,197,476,732	22,740,305,803
o/w MDAs Non-ABFA CAPEX	5,392,445,448	4,677,566,560	7,030,018,259	14,290,024,551
o/w MDAs ABFA CAPEX	6,292,863,844	6,725,641,786	9,167,458,473	8,450,281,252
o/w ABFA-Financed Accra Tema Motorway Project	1,975,000,000	1,632,000,000	2,662,000,000	0
Foreign Financed	16,008,551,971	19,042,296,108	16,784,821,600	16,372,478,000
TOTAL EXPENDITURE & NET LENDING	190,996,541,127	235,443,396,677	253,213,976,720	285,350,417,405
APPROPRIATION	227,805,332,781	268,360,021,395	309,722,732,794	335,630,526,834
Total Expenditure (Cash)	190,996,541,127	235,443,396,677	253,213,976,720	285,350,417,405
Arrears Clearance (net change)	14,435,333,333	7,300,000,000	7,700,000,000	8,052,794,646
Amortisation	22,373,458,321	25,616,624,718	48,808,756,074	42,227,314,783
Memorandum items:				
Compensation of Employees	5.6	5.7	4.9	5.7
Wage and Salaries	4.8	4.9	4.2	4.9
Wage and Salaries (% of Tax Revenue)	34.5	33.3	30.9	31.3
Goods and Services	1.0	1.1	1.2	1.5
Interest Payments	6.6	7.7	5.5	5.9
Subsidies	0.0	0.0	0.0	0.0
Recurrent Expenditure	18.3	19.3	15.7	17.5
Capital Expenditure	3.5	3.2	2.7	3.1
Total CAPEX (including those under Grants to other Gov't Units)	4.6	4.3	3.7	4.3
Total Expenditure	23.8	24.7	20.4	22.9
Total CAPEX (incl those under Grants to other Gov't Units)	36,895,258,959	41,416,110,828	46,375,562,106	53,931,565,329
ABFA CAPEX	8,637,264,099	9,231,273,039	12,582,786,139	11,598,425,248
Annual Budget Funding Amount (ABFA)	12,338,948,713	13,187,532,913	17,975,408,770	16,569,178,925
Benchmark Oil Revenue	17,627,069,591	18,839,332,733	25,679,155,386	23,670,255,608
Nominal GDP	800,920,526,493	953,577,591,436	1,244,226,019,975	1,244,226,019,975
Non-Oil Nominal GDP	726,625,397,882	867,967,314,738	1,082,996,873,848	1,082,996,873,848

Appendix 4A: MDA Expenditure Allocation (GH¢) – 2023

Administration Sector (GOG and ABFA)

Sn	Covered Entity	Compensation of Employees	Goods & Services		CAPEX		MDA Total
		GoG	GoG	ABFA	GoG	ABFA	GoG & ABFA
	Administration	3,496,415,730	1,133,683,334	4,637,845	435,022,377	375,061,735	5,444,821,021
1	Office of Government Machinery	251,326,642	503,765,457	-	216,922,200	337,109,280	1,309,123,579
	o/w OGM Hqtrs and Agencies	251,326,642	198,414,560		26,001,200		475,742,402
	o/w Public Enterprises		505,650		201,000		706,650
	o/w Scholarship Secretariat		223,271,039		-		223,271,039
	o/w Micro Finance and Small Loans Centre		14,400,000	-	-	-	14,400,000
	o/w National Identification Authority		23,200,000	-	14,400,000	-	37,600,000
	o/w Zongo Development Fund		24,409,600	-	-	-	24,409,600
	o/w Infrastructure for Poverty Eradication Programme (SDI Secretariat and Dev't Authorities)		13,864,608	-	175,600,000	337,109,280	526,573,888
	o/w Home Rental Scheme		4,500,000				4,500,000
	o/w Council of State		1,200,000		720,000		1,920,000
2	Office of the Head of Civil Service	24,615,320	4,266,600	-	296,600	-	29,178,520
	o/w OHCS Hqtrs and Agencies	24,615,320	966,600		296,600		25,878,520
	o/w Promotion/ Recruitment/ Training		3,300,000		-		3,300,000
3	Parliament of Ghana	368,850,320	207,014,250	-	70,000,000	-	645,864,570
4	Audit Service	450,291,180	13,237,500		1,335,250		464,863,930
5	Public Services Commission	9,700,000	2,063,650		451,800		12,215,450
6	Electoral Commission	75,761,696	309,000,000		980,000		385,741,696
7	Ministry of Foreign Affairs and Regional Integration	655,515,809	12,033,950		420,000		667,969,759
8	Ministry of Finance	566,177,682	41,131,150	4,637,845	16,800,299	552,455	629,299,431
	o/w MoF Hqtrs and Agencies	566,177,682	21,131,150		16,800,299		604,109,131
	o/w Public Interest and Accountability Committee		-	4,637,845	-	552,455	5,190,300
	o/w NEIP		20,000,000				20,000,000
	Ministry of Local Government, Decentralisation and Rural Development	951,732,024	28,690,337	-	120,954,600	37,400,000	1,138,776,961
	o/w MLGDRD Hqtrs and Agencies	44,702,766	2,392,500		100,231,840	-	147,327,106
	o/w Local Government Service (incl. RCCs and MMDAs)	907,029,258	26,297,837		7,322,760	-	940,649,855
	o/w Regional Reorganisation and Development		-	-	1,400,000	37,400,000	38,800,000
	o/w RCC Renovations		-		12,000,000	-	12,000,000
10	National Media Commission	6,722,520	1,181,850		1,296,600		9,200,970
11	National Development Planning Commission	7,950,493	5,072,190		242,628		13,265,310
12	Ministry of Information	111,158,131	2,782,200	-	840,000	-	114,780,331
	o/w Mol Hqtrs and Agencies	111,158,131	2,182,200		840,000		114,180,331
	o/w Government Communication		600,000		-		600,000
13	Right to Information Commission	13,049,132	1,000,000		4,036,000		18,085,132
14	Ministry of Parliamentary Affairs	3,564,781	2,444,200		446,400		6,455,381

Appendix 4A: MDA Expenditure Allocation (GH¢) – 2023 [Administration Sector – IGF and DP Funds]

Sn.	Covered Entity	Retained IGF				DP Funds			Sub-Total	Grand Total
		CoE	Goods & Services	CAPEX	Sub-Total	Goods & Services	CAPEX	Sub-Total	DP & IGF	All Funding Sources
	Administration	53,114,596	308,677,601	93,151,018	454,943,215	2,021,173,310	617,993,925	2,639,167,235	3,094,110,450	8,538,931,470
1	Office of Government Machinery	-	69,447,304	18,132,751	87,580,055	31,600,000	-	31,600,000	119,180,055	1,428,303,634
	o/w OGM Hqtrs and Agencies	-	69,447,304	18,132,751	87,580,055	31,600,000	-	31,600,000	119,180,055	594,922,457
	o/w Public Enterprises				-			-	-	706,650
	o/w Scholarship Secretariat				-			-	-	223,271,039
	o/w Micro Finance and Small Loans Centre				-			-	-	14,400,000
	o/w National Identification Authority				-			-	-	37,600,000
	o/w Zongo Development Fund				-			-	-	24,409,600
	o/w Infrastructure for Poverty Eradication Programme (SDI Secretariat and Dev't Authorities)				-			-	-	526,573,888
	o/w Home Rental Scheme				-			-	-	4,500,000
	o/w Council of State				-			-	-	1,920,000
2	Office of the Head of Civil Service	-	3,624,014	1,627,226	5,251,239	15,800,000	-	15,800,000	21,051,239	50,229,759
	o/w OHCS Hqtrs and Agencies	-	3,624,014	1,627,226	5,251,239	15,800,000	-	15,800,000	21,051,239	46,929,759
	o/w Promotion/ Recruitment/ Training				-	-	-	-	-	3,300,000
3	Parliament of Ghana				-	-	-	-	-	645,864,570
4	Audit Service				-	3,160,000	47,400,000	50,560,000	50,560,000	515,423,930
5	Public Services Commission	-	27,490	-	27,490	15,800,000	-	15,800,000	15,827,490	28,042,940
6	Electoral Commission	-	305,910	-	305,910	-	-	-	305,910	386,047,606
7	Ministry of Foreign Affairs and Regional Integration	-	109,143,128	39,641,627	148,784,755	-	-	-	148,784,755	816,754,514
8	Ministry of Finance	29,385,081	116,330,995	31,415,440	177,131,516	1,599,039,000	-	1,599,039,000	1,776,170,516	2,405,469,947
	o/w MoF Hqtrs and Agencies	29,385,081	116,330,995	31,415,440	177,131,516	1,599,039,000	-	1,599,039,000	1,776,170,516	2,380,279,647
	o/w Public Interest and Accountability Committee				-			-	-	5,190,300
	o/w NEIP				-			-	-	20,000,000
9	Ministry of Local Government, Decentralisation and Rural Development	2,000,000	4,844,277	2,333,975	9,178,252	355,774,310	570,593,925	926,368,235	935,546,487	2,074,323,448
	o/w MLGDRD Hqtrs and Agencies	2,000,000	4,844,277	2,333,975	9,178,252	298,420,310	570,593,925	869,014,235	878,192,487	1,025,519,593
	o/w Local Government Service (incl. RCCs and MMDAs)				-	57,354,000	-	57,354,000	57,354,000	998,003,855
	o/w Regional Reorganisation and Development				-			-	-	38,800,000
	o/w RCC Renovations				-			-	-	12,000,000
10	National Media Commission				-			-	-	9,200,970
11	National Development Planning Commission				-	-	-	-	-	13,265,310
12	Ministry of Information	21,729,514	4,954,483	-	26,683,997	-	-	-	26,683,997	141,464,328
	o/w Mol Hqtrs and Agencies	21,729,514	4,954,483	-	26,683,997			-	26,683,997	140,864,328
	o/w Government Communication				-	-	-	-	-	600,000
13	Right to Information Commission				-	-	-	-	-	18,085,132
14	Ministry of Parliamentary Affairs				-	-	-	-	-	6,455,381

Appendix 4A: MDA Expenditure Allocation (GH¢) – 2023 [Administration Sector – Summary]

Sn.	Ministries / Departments & Agencies	Compensation of Employees	Goods & Services		CAPEX		IGF	DP Funds	Sub-Total	Grand Total
		GoG	GoG	ABFA	GoG	ABFA				
	Administration	3,496,415,730	1,133,683,334	4,637,845	435,022,377	375,061,735	454,943,215	2,639,167,235	8,538,931,470	8,538,931,470
1	Office of Government Machinery	251,326,642	503,765,457	-	216,922,200	337,109,280	87,580,055	31,600,000	1,428,303,634	1,428,303,634
	o/w OGM Hqtrs and Agencies	251,326,642	198,414,560	-	26,001,200	-	87,580,055	31,600,000	594,922,457	594,922,457
	o/w Public Enterprises	-	505,650	-	201,000	-	-	-	706,650	706,650
	o/w Scholarship Secretariat	-	223,271,039	-	-	-	-	-	223,271,039	223,271,039
	o/w Micro Finance and Small Loans Centre	-	14,400,000	-	-	-	-	-	14,400,000	14,400,000
	o/w National Identification Authority	-	23,200,000	-	14,400,000	-	-	-	37,600,000	37,600,000
	o/w Zongo Development Fund	-	24,409,600	-	-	-	-	-	24,409,600	24,409,600
	o/w Infrastructure for Poverty Eradication Programme (SDI Secretariat and Dev't Authorities)	-	13,864,608	-	175,600,000	337,109,280	-	-	526,573,888	526,573,888
	o/w Home Rental Scheme	-	4,500,000	-	-	-	-	-	4,500,000	4,500,000
	o/w Council of State	-	1,200,000	-	720,000	-	-	-	1,920,000	1,920,000
2	Office of the Head of Civil Service	24,615,320	4,266,600	-	296,600	-	5,251,239	15,800,000	50,229,759	50,229,759
	o/w OHCS Hqtrs and Agencies	24,615,320	966,600	-	296,600	-	5,251,239	15,800,000	46,929,759	46,929,759
	o/w Promotion/ Recruitment/ Training	-	3,300,000	-	-	-	-	-	3,300,000	3,300,000
3	Parliament of Ghana	368,850,320	207,014,250	-	70,000,000	-	-	-	645,864,570	645,864,570
4	Audit Service	450,291,180	13,237,500	-	1,335,250	-	-	50,560,000	515,423,930	515,423,930
5	Public Services Commission	9,700,000	2,063,650	-	451,800	-	27,490	15,800,000	28,042,940	28,042,940
6	Electoral Commission	75,761,696	309,000,000	-	980,000	-	305,910	-	386,047,606	386,047,606
7	Ministry of Foreign Affairs and Regional Integration	655,515,809	12,033,950	-	420,000	-	148,784,755	-	816,754,514	816,754,514
8	Ministry of Finance	566,177,682	41,131,150	4,637,845	16,800,299	552,455	177,131,516	1,599,039,000	2,405,469,947	2,405,469,947
	o/w MoF Hqtrs and Agencies	566,177,682	21,131,150	-	16,800,299	-	177,131,516	1,599,039,000	2,380,279,647	2,380,279,647
	o/w Public Interest and Accountability Committee	-	-	4,637,845	-	552,455	-	-	5,190,300	5,190,300
	o/w NEIP	-	20,000,000	-	-	-	-	-	20,000,000	20,000,000
9	Ministry of Local Government, Decentralisation and Rural Development	951,732,024	28,690,337	-	120,954,600	37,400,000	9,178,252	926,368,235	2,074,323,448	2,074,323,448
	o/w MLGDRD Hqtrs and Agencies	44,702,766	2,392,500	-	100,231,840	-	9,178,252	869,014,235	1,025,519,593	1,025,519,593
	o/w Local Government Service (incl. RCCs and MMDAs)	907,029,258	26,297,837	-	7,322,760	-	-	57,354,000	998,003,855	998,003,855
	o/w Regional Reorganisation and Development	-	-	-	1,400,000	37,400,000	-	-	38,800,000	38,800,000
	o/w RCC Renovations	-	-	-	12,000,000	-	-	-	12,000,000	12,000,000
10	National Media Commission	6,722,520	1,181,850	-	1,296,600	-	-	-	9,200,970	9,200,970
11	National Development Planning Commission	7,950,493	5,072,190	-	242,628	-	-	-	13,265,310	13,265,310
12	Ministry of Information	111,158,131	2,782,200	-	840,000	-	26,683,997	-	141,464,328	141,464,328
	o/w Mol Hqtrs and Agencies	111,158,131	2,182,200	-	840,000	-	26,683,997	-	140,864,328	140,864,328
	o/w Government Communication	-	600,000	-	-	-	-	-	600,000	600,000
13	Right to Information Commission	13,049,132	1,000,000	-	4,036,000	-	-	-	18,085,132	18,085,132
14	Ministry of Parliamentary Affairs	3,564,781	2,444,200	-	446,400	-	-	-	6,455,381	6,455,381

Appendix 4A: MDA Expenditure Allocation (GH¢) – 2023 [Economic Sector – GOG and ABFA]

Sn	Covered Entity	Compensation of Employees	Goods & Services		CAPEX		MDA Total
		GoG	GoG	ABFA	GoG	ABFA	GoG & ABFA
	Economic	921,933,365	214,172,171	609,544,678	174,829,615	781,762,613	2,702,242,442
15	Ministry of Food and Agriculture	109,312,049	21,322,919	600,000,000	24,091,640	508,540,000	1,263,266,608
	o/w MoFA Hqtrs and Agencies	109,312,049	13,032,400		14,286,400	12,040,000	148,670,849
	o/w Planting for Food and Jobs		7,240,519	600,000,000	6,822,400	46,500,000	660,562,919
	o/w Irrigation Development					200,000,000	200,000,000
	o/w Tree Crops Development Authority		750,000		-	-	750,000
	o/w Pwalugu Multipurpose Dam Project		300,000		2,982,840	250,000,000	253,282,840
16	Ministry of Fisheries and Aquaculture Development	19,219,852	674,850	-	3,475,170	28,000,000	51,369,872
	o/w MoFAD Hqtrs and Agencies	19,219,852	524,850		1,452,000	-	21,196,702
	o/w Anomabo Fisheries College		150,000		2,023,170	28,000,000	30,173,170
17	Ministry of Lands and Natural Resources	353,549,586	135,049,522	7,044,678	10,004,294	7,809,134	513,457,213
	o/w MLNR Hqtrs and Agencies	353,549,586	1,220,100		-	-	354,769,686
	o/w National Afforestation Programme		100,000,000		-	-	100,000,000
	o/w Ghana Integrated Aluminium Dev't Company		2,830,748	-	3,164,294	3,009,134	9,004,176
	o/w Operation Vanguard (Anti-Galamsey Operations and REGSEC)		3,200,000	-	-	-	3,200,000
	o/w Boundary Settlement Commission		2,070,000		-	-	2,070,000
	o/w Ghana Integrated Iron and Steel Development Corp.		1,464,000	7,044,678	3,000,000	4,800,000	16,308,678
	o/w Green Ghana Project		2,504,673	-	-	-	2,504,673
	o/w Alternative Employment and Livelihood Project		21,760,000	-	3,840,000	-	25,600,000
18	Ministry of Trade and Industry	80,811,220	39,102,080	-	28,820,000	168,555,160	317,288,460
	o/w MOTI Hqtrs and Agencies	80,811,220	2,722,850		820,000	-	84,354,070
	o/w One District One Factory Programme		3,862,560	-	28,000,000	168,555,160	200,417,720
	o/w Africa Continental Free Trade Area Secretariat		30,000,000	-	-	-	30,000,000
	o/w Business Development		2,516,670		-	-	2,516,670
19	Ministry of Tourism, Arts and Culture	62,215,640	2,012,050	-	80,440,000	-	144,667,690
	o/w MoTAC Hqtrs and Agencies	62,215,640	2,012,050		440,000		64,667,690
	o/w National Cathedral Project				80,000,000		80,000,000
20	Ministry of Environment, Science, Tech. and Innovation	291,147,076	3,122,800	-	1,236,000	-	295,505,876
	o/w MESTI Hqtrs and Agencies	291,147,076	2,687,800		840,000		294,674,876
	o/w Science and Technology Project		435,000		396,000		831,000
21	Ministry of Energy	5,677,942	12,887,950	2,500,000	26,762,511	68,858,320	116,686,723
	o/w MoEN Hqtrs and Agencies	5,677,942	10,289,150		26,112,480	62,558,320	104,637,892
	o/w Petroleum Hub		591,651	2,500,000	650,031	6,300,000	10,041,682
	o/w Nuclear Energy		2,007,149		-		2,007,149

Appendix 4A: MDA Expenditure Allocation (GH¢) – 2023 [Economic Sector – IGF and DP Funds]

Sn.	Covered Entity	Retained IGF				DP Funds			Sub-Total	Grand Total
		CoE	Goods & Services	CAPEX	Sub-Total	Goods & Services	CAPEX	Sub-Total	DP & IGF	All Funding Sources
	Economic	378,558,321	747,575,453	470,746,643	1,596,880,417	896,176,000	903,260,720	1,799,436,720	3,396,317,137	6,098,559,580
15	Ministry of Food and Agriculture	-	16,298,240	1,667,520	17,965,760	390,102,000	481,900,000	872,002,000	889,967,760	2,153,234,369
	o/w MoFA Hqtrs and Agencies	-	16,298,240	1,667,520	17,965,760	390,102,000	481,900,000	872,002,000	889,967,760	1,038,638,609
	o/w Planting for Food and Jobs				-			-	-	660,562,919
	o/w Irrigation Development				-			-	-	200,000,000
	o/w Tree Crops Development Authority				-			-	-	750,000
	o/w Pwalugu Multipurpose Dam Project				-			-	-	253,282,840
16	Ministry of Fisheries and Aquaculture Development	-	60,586,656	69,752,284	130,338,940	31,600,000	-	31,600,000	161,938,940	213,308,813
	o/w MoFAD Hqtrs and Agencies	-	60,586,656	69,752,284	130,338,940	31,600,000	-	31,600,000	161,938,940	183,135,642
	o/w Anomabo Fisheries College				-			-	-	30,173,170
17	Ministry of Lands and Natural Resources	138,915,173	324,043,331	232,348,863	695,307,367	94,800,000	47,400,000	142,200,000	837,507,367	1,350,964,580
	o/w MLNR Hqtrs and Agencies	138,915,173	324,043,331	232,348,863	695,307,367	94,800,000	47,400,000	142,200,000	837,507,367	1,192,277,053
	o/w National Afforestation Programme				-			-	-	100,000,000
	o/w Ghana Integrated Aluminium Dev't Company				-			-	-	9,004,176
	o/w Operation Vanguard (Anti-Galamsey Operations and REGSEC)				-			-	-	3,200,000
	o/w Boundary Settlement Commission				-			-	-	2,070,000
	o/w Ghana Integrated Iron and Steel Development Corp.				-			-	-	16,308,678
	o/w Green Ghana Project				-			-	-	2,504,673
	o/w Alternative Employment and Livelihood Project				-			-	-	25,600,000
18	Ministry of Trade and Industry	33,090,517	102,532,132	55,302,944	190,925,593	47,400,000	31,600,000	79,000,000	269,925,593	587,214,053
	o/w MOTI Hqtrs and Agencies	33,090,517	102,532,132	55,302,944	190,925,593	47,400,000	31,600,000	79,000,000	269,925,593	354,279,663
	o/w One District One Factory Programme				-			-	-	200,417,720
	o/w Africa Continental Free Trade Area Secretariat				-			-	-	30,000,000
	o/w Business Development				-			-	-	2,516,670
19	Ministry of Tourism, Arts and Culture	-	16,619,239	4,862,032	21,481,271	63,200,000	31,600,000	94,800,000	116,281,271	260,948,961
	o/w MoTAC Hqtrs and Agencies	-	16,619,239	4,862,032	21,481,271	63,200,000	31,600,000	94,800,000	116,281,271	180,948,961
	o/w National Cathedral Project				-			-	-	80,000,000
20	Ministry of Environment, Science, Tech. and Innovation	97,740,331	152,331,428	52,023,705	302,095,464	474,000	17,354,720	17,828,720	319,924,184	615,430,060
	o/w MESTI Hqtrs and Agencies	97,740,331	152,331,428	52,023,705	302,095,464	474,000	17,354,720	17,828,720	319,924,184	614,599,060
	o/w Science and Technology Project				-			-	-	831,000
21	Ministry of Energy	108,812,301	75,164,426	54,789,295	238,766,022	268,600,000	293,406,000	562,006,000	800,772,022	917,458,745
	o/w MoEN Hqtrs and Agencies	108,812,301	75,164,426	54,789,295	238,766,022	268,600,000	293,406,000	562,006,000	800,772,022	905,409,913
	o/w Petroleum Hub				-			-	-	10,041,682
	o/w Nuclear Energy				-			-	-	2,007,149

Appendix 4A: MDA Expenditure Allocation (GH¢) – 2023 [Economic Sector – Summary]

Sn.	Ministries / Departments & Agencies	Compensation of Employees	Goods & Services		CAPEX		IGF	DP Funds	Sub-Total	Grand Total
		GoG	GoG	ABFA	GoG	ABFA				
	Economic	921,933,365	214,172,171	609,544,678	174,829,615	781,762,613	1,596,880,417	1,799,436,720	6,098,559,580	6,098,559,580
15	Ministry of Food and Agriculture	109,312,049	21,322,919	600,000,000	24,091,640	508,540,000	17,965,760	872,002,000	2,153,234,369	2,153,234,369
	o/w MoFA Hqtrs and Agencies	109,312,049	13,032,400	-	14,286,400	12,040,000	17,965,760	872,002,000	1,038,638,609	1,038,638,609
	o/w Planting for Food and Jobs	-	7,240,519	600,000,000	6,822,400	46,500,000	-	-	660,562,919	660,562,919
	o/w Irrigation Development	-	-	-	-	200,000,000	-	-	200,000,000	200,000,000
	o/w Tree Crops Development Authority	-	750,000	-	-	-	-	-	750,000	750,000
	o/w Pwalugu Multipurpose Dam Project	-	300,000	-	2,982,840	250,000,000	-	-	253,282,840	253,282,840
16	Ministry of Fisheries and Aquaculture Development	19,219,852	674,850	-	3,475,170	28,000,000	130,338,940	31,600,000	213,308,813	213,308,813
	o/w MoFAD Hqtrs and Agencies	19,219,852	524,850	-	1,452,000	-	130,338,940	31,600,000	183,135,642	183,135,642
	o/w Anomabo Fisheries College	-	150,000	-	2,023,170	28,000,000	-	-	30,173,170	30,173,170
17	Ministry of Lands and Natural Resources	353,549,586	135,049,522	7,044,678	10,004,294	7,809,134	695,307,367	142,200,000	1,350,964,580	1,350,964,580
	o/w MLNR Hqtrs and Agencies	353,549,586	1,220,100	-	-	-	695,307,367	142,200,000	1,192,277,053	1,192,277,053
	o/w National Afforestation Programme	-	100,000,000	-	-	-	-	-	100,000,000	100,000,000
	o/w Ghana Integrated Aluminium Dev't Company	-	2,830,748	-	3,164,294	3,009,134	-	-	9,004,176	9,004,176
	o/w Operation Vanguard (Anti-Galamsey Operations and REGSEC)	-	3,200,000	-	-	-	-	-	3,200,000	3,200,000
	o/w Boundary Settlement Commission	-	2,070,000	-	-	-	-	-	2,070,000	2,070,000
	o/w Ghana Integrated Iron and Steel Development Corp.	-	1,464,000	7,044,678	3,000,000	4,800,000	-	-	16,308,678	16,308,678
	o/w Green Ghana Project	-	2,504,673	-	-	-	-	-	2,504,673	2,504,673
	o/w Alternative Employment and Livelihood Project	-	21,760,000	-	3,840,000	-	-	-	25,600,000	25,600,000
18	Ministry of Trade and Industry	80,811,220	39,102,080	-	28,820,000	168,555,160	190,925,593	79,000,000	587,214,053	587,214,053
	o/w MOTI Hqtrs and Agencies	80,811,220	2,722,850	-	820,000	-	190,925,593	79,000,000	354,279,663	354,279,663
	o/w One District One Factory Programme	-	3,862,560	-	28,000,000	168,555,160	-	-	200,417,720	200,417,720
	o/w Africa Continental Free Trade Area Secretariat	-	30,000,000	-	-	-	-	-	30,000,000	30,000,000
	o/w Business Development	-	2,516,670	-	-	-	-	-	2,516,670	2,516,670
19	Ministry of Tourism, Arts and Culture	62,215,640	2,012,050	-	80,440,000	-	21,481,271	94,800,000	260,948,961	260,948,961
	o/w MoTAC Hqtrs and Agencies	62,215,640	2,012,050	-	440,000	-	21,481,271	94,800,000	180,948,961	180,948,961
	o/w National Cathedral Project	-	-	-	80,000,000	-	-	-	80,000,000	80,000,000
20	Ministry of Environment, Science, Tech. and Innovation	291,147,076	3,122,800	-	1,236,000	-	302,095,464	17,828,720	615,430,060	615,430,060
	o/w MESTI Hqtrs and Agencies	291,147,076	2,687,800	-	840,000	-	302,095,464	17,828,720	614,599,060	614,599,060
	o/w Science and Technology Project	-	435,000	-	396,000	-	-	-	831,000	831,000
21	Ministry of Energy	5,677,942	12,887,950	2,500,000	26,762,511	68,858,320	238,766,022	562,006,000	917,458,745	917,458,745
	o/w MoEN Hqtrs and Agencies	5,677,942	10,289,150	-	26,112,480	62,558,320	238,766,022	562,006,000	905,409,913	905,409,913
	o/w Petroleum Hub	-	591,651	2,500,000	650,031	6,300,000	-	-	10,041,682	10,041,682
	o/w Nuclear Energy	-	2,007,149	-	-	-	-	-	2,007,149	2,007,149

Appendix 4A: MDA Expenditure Allocation (GH¢) – 2023 [Infrastructure Sector – GoG and ABFA]

Sn	Covered Entity	Compensation of Employees	Goods & Services		CAPEX		MDA Total
		GoG	GoG	ABFA	GoG	ABFA	GoG & ABFA
	Infrastructure	175,347,702	26,142,398	-	499,898,029	2,780,476,872	3,481,865,001
22	Ministry of Water Resources and Sanitation	24,241,794	6,042,082	-	2,953,632	66,984,800	100,222,308
	o/w MoSWR Hqtrs and Agencies	24,241,794	1,055,750		440,000		25,737,544
	o/w Water and Sanitation Initiative		4,986,332	-	2,513,632	66,984,800	74,484,764
23	Ministry of Works and Housing	23,511,860	1,190,850	-	34,831,403	326,756,174	386,290,287
	o/w MoWH Hqtrs and Agencies	23,511,860	1,190,850		15,485,520	123,028,174	163,216,404
	o/w Dredging of White Volta		-		8,760,000	-	8,760,000
	o/w Affordable Housing		-		10,585,883	203,728,000	214,313,883
24	Ministry of Roads and Highways	74,681,224	1,247,249	-	433,090,082	2,206,383,898	2,715,402,453
	o/w MoRH Hqtrs and Agencies	74,681,224	1,247,249		-	-	75,928,473
	o/w Roads Infrastructure		-	-	433,090,082	2,206,383,898	2,639,473,980
25	Ministry of Communications and Digitalisation	37,331,203	11,140,241	-	985,760	-	49,457,204
	o/w MoC Hqtrs and Agencies	37,331,203	9,060,655		557,748		46,949,606
	o/w Cyber Security Authority		1,329,585		428,012		1,757,598
	o/w NITA Data Charges		750,000		-		750,000
26	Ministry of Railways Development	5,608,460	3,079,977	-	1,999,872	160,000,000	170,688,309
	o/w MoRD Hqtrs and Agencies	5,608,460	500,700		-		6,109,160
	o/w Railways Development		2,579,277	-	1,999,872	160,000,000	164,579,149
27	Ministry of Transport	9,973,161	3,442,000	-	26,037,280	20,352,000	59,804,441
	o/w MoT Hqtrs and Agencies	9,973,161	1,840,000		20,951,280		32,764,441
	o/w Fish Landing Sites		1,152,000	-	4,800,000	20,352,000	26,304,000
	o/w Aircraft Accident/Incident Investigation & Prevention Bureau		450,000		286,000		736,000

Appendix 4A: MDA Expenditure Allocation (GH¢) – 2023 [Infrastructure Sector – IGF and DP Funds]

Sn.	Covered Entity	Retained IGF				DP Funds			Sub-Total	Grand Total
		CoE	Goods & Services	CAPEX	Sub-Total	Goods & Services	CAPEX	Sub-Total	DP & IGF	All Funding Sources
	Infrastructure	184,225,100	410,176,816	270,539,837	864,941,753	276,500,000	5,626,380,000	5,902,880,000	6,767,821,753	10,249,686,755
22	Ministry of Water Resources and Sanitation	-	26,695,514	17,296,727	43,992,241	31,600,000	1,671,640,000	1,703,240,000	1,747,232,241	1,847,454,548
	o/w MoSWR Hqtrs and Agencies	-	26,695,514	17,296,727	43,992,241	31,600,000	1,671,640,000	1,703,240,000	1,747,232,241	1,772,969,785
	o/w Water and Sanitation Initiative				-			-	-	74,484,764
23	Ministry of Works and Housing	-	6,928,260	2,054,070	8,982,331	79,000,000	-	79,000,000	87,982,331	474,272,618
	o/w MoWH Hqtrs and Agencies	-	6,928,260	2,054,070	8,982,331	79,000,000	-	79,000,000	87,982,331	251,198,735
	o/w Dredging of White Volta				-	-	-	-	-	8,760,000
	o/w Affordable Housing				-	-	-	-	-	214,313,883
24	Ministry of Roads and Highways	-	17,210,399	11,046,775	28,257,174	165,900,000	2,385,800,000	2,551,700,000	2,579,957,174	5,295,359,626
	o/w MoRH Hqtrs and Agencies	-	17,210,399	11,046,775	28,257,174	165,900,000	2,385,800,000	2,551,700,000	2,579,957,174	2,655,885,647
	o/w Roads Infrastructure				-			-	-	2,639,473,980
25	Ministry of Communications and Digitalisation	116,514,766	136,828,646	180,001,591	433,345,004	-	304,940,000	304,940,000	738,285,004	787,742,208
	o/w MoC Hqtrs and Agencies	116,514,766	136,828,646	180,001,591	433,345,004	-	304,940,000	304,940,000	738,285,004	785,234,610
	o/w Cyber Security Authority				-			-	-	1,757,598
	o/w NITA Data Charges				-			-	-	750,000
26	Ministry of Railways Development	-	4,120,303	1,030,076	5,150,379	-	442,400,000	442,400,000	447,550,379	618,238,687
	o/w MoRD Hqtrs and Agencies	-	4,120,303	1,030,076	5,150,379	-	442,400,000	442,400,000	447,550,379	453,659,539
	o/w Railways Development				-			-	-	164,579,149
27	Ministry of Transport	67,710,334	218,393,695	59,110,597	345,214,626	-	821,600,000	821,600,000	1,166,814,626	1,226,619,067
	o/w MoT Hqtrs and Agencies	67,710,334	218,393,695	59,110,597	345,214,626	-	821,600,000	821,600,000	1,166,814,626	1,199,579,067
	o/w Fish Landing Sites				-			-	-	26,304,000
	o/w Aircraft Accident/Incident Investigation & Prevention Bureau				-			-	-	736,000

Appendix 4A: MDA Expenditure Allocation (GH¢) – 2023 [Administration Sector – Summary]

Sn.	Ministries / Departments & Agencies	Compensation of Employees	Goods & Services		CAPEX		IGF	DP Funds	Sub-Total	Grand Total
		GoG	GoG	ABFA	GoG	ABFA				
	Infrastructure	175,347,702	26,142,398	-	499,898,029	2,780,476,872	864,941,753	5,902,880,000	10,249,686,755	10,249,686,755
22	Ministry of Water Resources and Sanitation	24,241,794	6,042,082	-	2,953,632	66,984,800	43,992,241	1,703,240,000	1,847,454,548	1,847,454,548
	o/w MoSWR Hqtrs and Agencies	24,241,794	1,055,750	-	440,000	-	43,992,241	1,703,240,000	1,772,969,785	1,772,969,785
	o/w Water and Sanitation Initiative	-	4,986,332	-	2,513,632	66,984,800	-	-	74,484,764	74,484,764
23	Ministry of Works and Housing	23,511,860	1,190,850	-	34,831,403	326,756,174	8,982,331	79,000,000	474,272,618	474,272,618
	o/w MoWH Hqtrs and Agencies	23,511,860	1,190,850	-	15,485,520	123,028,174	8,982,331	79,000,000	251,198,735	251,198,735
	o/w Dredging of White Volta	-	-	-	8,760,000	-	-	-	8,760,000	8,760,000
	o/w Affordable Housing	-	-	-	10,585,883	203,728,000	-	-	214,313,883	214,313,883
24	Ministry of Roads and Highways	74,681,224	1,247,249	-	433,090,082	2,206,383,898	28,257,174	2,551,700,000	5,295,359,626	5,295,359,626
	o/w MoRH Hqtrs and Agencies	74,681,224	1,247,249	-	-	-	28,257,174	2,551,700,000	2,655,885,647	2,655,885,647
	o/w Roads Infrastructure	-	-	-	433,090,082	2,206,383,898	-	-	2,639,473,980	2,639,473,980
25	Ministry of Communications and Digitalisation	37,331,203	11,140,241	-	985,760	-	433,345,004	304,940,000	787,742,208	787,742,208
	o/w MoC Hqtrs and Agencies	37,331,203	9,060,655	-	557,748	-	433,345,004	304,940,000	785,234,610	785,234,610
	o/w Cyber Security Authority	-	1,329,585	-	428,012	-	-	-	1,757,598	1,757,598
	o/w NITA Data Charges	-	750,000	-	-	-	-	-	750,000	750,000
26	Ministry of Railways Development	5,608,460	3,079,977	-	1,999,872	160,000,000	5,150,379	442,400,000	618,238,687	618,238,687
	o/w MoRD Hqtrs and Agencies	5,608,460	500,700	-	-	-	5,150,379	442,400,000	453,659,539	453,659,539
	o/w Railways Development	-	2,579,277	-	1,999,872	160,000,000	-	-	164,579,149	164,579,149
27	Ministry of Transport	9,973,161	3,442,000	-	26,037,280	20,352,000	345,214,626	821,600,000	1,226,619,067	1,226,619,067
	o/w MoT Hqtrs and Agencies	9,973,161	1,840,000	-	20,951,280	-	345,214,626	821,600,000	1,199,579,067	1,199,579,067
	o/w Fish Landing Sites	-	1,152,000	-	4,800,000	20,352,000	-	-	26,304,000	26,304,000
	o/w Aircraft Accident/Incident Investigation & Prevention Bureau	-	450,000	-	286,000	-	-	-	736,000	736,000

Appendix 4A: MDA Expenditure Allocation (GH¢) – 2023 [Social Sector – GOG and ABFA]

Sn	Covered Entity	Compensation of Employees	Goods & Services		CAPEX		MDA Total
		GoG	GoG	ABFA	GoG	ABFA	GoG & ABFA
	Social	23,451,970,870	1,530,927,043	2,957,502,092	18,244,554	160,562,624	28,119,207,182
28	Ministry of Education	14,990,121,703	106,337,158	2,957,502,092	2,206,000	30,088,000	18,086,254,953
	o/w MoE Hqtrs and Agencies	14,748,208,703	29,052,500		2,206,000		14,779,467,203
	o/w Free Senior High School Programme		-	2,957,502,092	-	-	2,957,502,092
	o/w Existing Interventions in Education		26,250,000		-		26,250,000
	o/w Construction of Regional STEM Centres		-		-	30,088,000	30,088,000
	o/w WAEC / Exam Fee		51,034,658		-		51,034,658
	o/w Teacher Trainee Allowances	241,913,000	-		-		241,913,000
29	Ministry of Employment and Labour Relations	40,285,685	2,142,700		1,096,240		43,524,625
30	National Pensions Regulatory Authority						-
31	Ministry of Youth and Sports	28,104,840	14,704,575	-	1,679,747	-	44,489,162
	o/w MoYs Hqtrs and Agencies	28,104,840	8,822,745		1,007,848		37,935,433
	o/w All African Games		5,881,830		671,899		6,553,729
32	National Commission for Civic Education	76,400,720	6,025,000		2,012,700		84,438,420
33	Ministry of Chieftaincy and Religious Affairs	37,013,080	2,830,400		5,136,600		44,980,080
34	Ministry of Health	8,240,574,381	26,373,510	-	4,027,067	130,474,624	8,401,449,581
	o/w MoH Hqtrs and Agencies	7,975,374,381	21,102,300		714,000		7,997,190,681
	o/w Mental Health		1,406,250		-		1,406,250
	o/w Health Infrastructure		-		633,858	100,474,624	101,108,482
	o/w e-Health Project		-		-	30,000,000	30,000,000
	o/w Ghana Psychological Council		2,025,000		212,334		2,237,334
	o/w COVID-19 Vaccines (Operational & Procurement)		1,839,960		-		1,839,960
	o/w National COVID-19 Response		-		2,466,875		2,466,875
	o/w Nursing Trainee Allowances	265,200,000	-		-		265,200,000
35	Ministry of Gender, Children and Social Protection	34,869,501	1,369,502,900	-	1,079,600	-	1,405,452,001
	o/w MGCSOP Hqtrs and Agencies	34,869,501	3,432,900		1,079,600		39,382,001
	o/w Livelihood Empowerment Against Poverty		395,070,000	-	-		395,070,000
	o/w School Feeding Programme		969,000,000	-	-		969,000,000
	o/w Domestic Violence Fund		1,000,000		-		1,000,000
	o/w Child / Human Trafficking Fund		1,000,000		-		1,000,000
36	National Labour Commission	4,600,960	3,010,800		1,006,600		8,618,360

Appendix 4A: MDA Expenditure Allocation (GH¢) – 2023 [Social Sector – IGF and DP Funds]

Sn.	Covered Entity	Retained IGF				DP Funds			Sub-Total	Grand Total
		CoE	Goods & Services	CAPEX	Sub-Total	Goods & Services	CAPEX	Sub-Total	DP & IGF	All Funding Sources
	Social	808,145,742	4,546,060,654	1,748,083,783	7,102,290,179	523,851,298	4,637,616,718	5,161,468,016	12,263,758,195	40,382,965,377
28	Ministry of Education	243,910,078	1,700,386,726	1,165,648,996	3,109,945,800	142,200,000	1,564,200,000	1,706,400,000	4,816,345,800	22,902,600,752
	<i>o/w MoE Hqtrs and Agencies</i>	243,910,078	1,700,386,726	1,165,648,996	3,109,945,800	142,200,000	1,564,200,000	1,706,400,000	4,816,345,800	19,595,813,003
	<i>o/w Free Senior High School Programme</i>				-	-	-	-	-	2,957,502,092
	<i>o/w Existing Interventions in Education</i>				-	-	-	-	-	26,250,000
	<i>o/w Construction of Regional STEM Centres</i>				-	-	-	-	-	30,088,000
	<i>o/w WAEC / Exam Fee</i>				-			-	-	51,034,658
	<i>o/w Teacher Trainee Allowances</i>				-	-	-	-	-	241,913,000
29	Ministry of Employment and Labour Relations	-	2,451,455	374,766	2,826,221	23,133,498	7,214,998	30,348,496	33,174,717	76,699,342
30	National Pensions Regulatory Authority	40,139,152	48,321,039	10,001,019	98,461,210			-	98,461,210	98,461,210
31	Ministry of Youth and Sports	-	3,634,099	-	3,634,099	-	347,600,000	347,600,000	351,234,099	395,723,261
	<i>o/w MoYs Hqtrs and Agencies</i>	-	3,634,099	-	3,634,099	-	347,600,000	347,600,000	351,234,099	389,169,532
	<i>o/w All African Games</i>				-			-	-	6,553,729
32	National Commission for Civic Education				-			-	-	84,438,420
33	Ministry of Chieftaincy and Religious Affairs				-	-	-	-	-	44,980,080
34	Ministry of Health	524,096,512	2,790,770,640	572,059,002	3,886,926,154	277,937,800	2,718,601,720	2,996,539,520	6,883,465,674	15,284,915,255
	<i>o/w MoH Hqtrs and Agencies</i>	524,096,512	2,790,770,640	572,059,002	3,886,926,154	277,937,800	2,718,601,720	2,996,539,520	6,883,465,674	14,880,656,355
	<i>o/w Mental Health</i>				-			-	-	1,406,250
	<i>o/w Health Infrastructure</i>				-			-	-	101,108,482
	<i>o/w e-Health Project</i>				-			-	-	30,000,000
	<i>o/w Ghana Psychological Council</i>				-			-	-	2,237,334
	<i>o/w COVID-19 Vaccines (Operational & Procurement)</i>				-			-	-	1,839,960
	<i>o/w National COVID-19 Response</i>				-			-	-	2,466,875
	<i>o/w Nursing Trainee Allowances</i>				-			-	-	265,200,000
35	Ministry of Gender, Children and Social Protection	-	496,695	-	496,695	80,580,000	-	80,580,000	81,076,695	1,486,528,696
	<i>o/w MGCSOP Hqtrs and Agencies</i>	-	496,695	-	496,695	80,580,000	-	80,580,000	81,076,695	120,458,696
	<i>o/w Livelihood Empowerment Against Poverty</i>				-	-	-	-	-	395,070,000
	<i>o/w School Feeding Programme</i>				-	-	-	-	-	969,000,000
	<i>o/w Domestic Violence Fund</i>				-	-	-	-	-	1,000,000
	<i>o/w Child / Human Trafficking Fund</i>				-	-	-	-	-	1,000,000
36	National Labour Commission				-	-	-	-	-	8,618,360

Appendix 4A: MDA Expenditure Allocation (GH¢) – 2023 [Social Sector Summary]

Sn.	Ministries / Departments & Agencies	Compensation of Employees	Goods & Services		CAPEX		IGF	DP Funds	Sub-Total	Grand Total
		GoG	GoG	ABFA	GoG	ABFA				
	Social	23,451,970,870	1,530,927,043	2,957,502,092	18,244,554	160,562,624	7,102,290,179	5,161,468,016	40,382,965,377	40,382,965,377
28	Ministry of Education	14,990,121,703	106,337,158	2,957,502,092	2,206,000	30,088,000	3,109,945,800	1,706,400,000	22,902,600,752	22,902,600,752
	o/w MoE Hqtrs and Agencies	14,748,208,703	29,052,500	-	2,206,000	-	3,109,945,800	1,706,400,000	19,595,813,003	19,595,813,003
	o/w Free Senior High School Programme	-	-	2,957,502,092	-	-	-	-	2,957,502,092	2,957,502,092
	o/w Existing Interventions in Education	-	26,250,000	-	-	-	-	-	26,250,000	26,250,000
	o/w Construction of Regional STEM Centres	-	-	-	-	30,088,000	-	-	30,088,000	30,088,000
	o/w WAEC / Exam Fee	-	51,034,658	-	-	-	-	-	51,034,658	51,034,658
	o/w Teacher Trainee Allowances	241,913,000	-	-	-	-	-	-	241,913,000	241,913,000
29	Ministry of Employment and Labour Relations	40,285,685	2,142,700	-	1,096,240	-	2,826,221	30,348,496	76,699,342	76,699,342
30	National Pensions Regulatory Authority	-	-	-	-	-	98,461,210	-	98,461,210	98,461,210
31	Ministry of Youth and Sports	28,104,840	14,704,575	-	1,679,747	-	3,634,099	347,600,000	395,723,261	395,723,261
	o/w MoYs Hqtrs and Agencies	28,104,840	8,822,745	-	1,007,848	-	3,634,099	347,600,000	389,169,532	389,169,532
	o/w All African Games	-	5,881,830	-	671,899	-	-	-	6,553,729	6,553,729
32	National Commission for Civic Education	76,400,720	6,025,000	-	2,012,700	-	-	-	84,438,420	84,438,420
33	Ministry of Chieftaincy and Religious Affairs	37,013,080	2,830,400	-	5,136,600	-	-	-	44,980,080	44,980,080
34	Ministry of Health	8,240,574,381	26,373,510	-	4,027,067	130,474,624	3,886,926,154	2,996,539,520	15,284,915,255	15,284,915,255
	o/w MoH Hqtrs and Agencies	7,975,374,381	21,102,300	-	714,000	-	3,886,926,154	2,996,539,520	14,880,656,355	14,880,656,355
	o/w Mental Health	-	1,406,250	-	-	-	-	-	1,406,250	1,406,250
	o/w Health Infrastructure	-	-	-	633,858	100,474,624	-	-	101,108,482	101,108,482
	o/w e-Health Project	-	-	-	-	30,000,000	-	-	30,000,000	30,000,000
	o/w Ghana Psychological Council	-	2,025,000	-	212,334	-	-	-	2,237,334	2,237,334
	o/w COVID-19 Vaccines (Operational & Procurement)	-	1,839,960	-	-	-	-	-	1,839,960	1,839,960
	o/w National COVID-19 Response	-	-	-	2,466,875	-	-	-	2,466,875	2,466,875
	o/w Nursing Trainee Allowances	265,200,000	-	-	-	-	-	-	265,200,000	265,200,000
35	Ministry of Gender, Children and Social Protection	34,869,501	1,369,502,900	-	1,079,600	-	496,695	80,580,000	1,486,528,696	1,486,528,696
	o/w MGCSOP Hqtrs and Agencies	34,869,501	3,432,900	-	1,079,600	-	496,695	80,580,000	120,458,696	120,458,696
	o/w Livelihood Empowerment Against Poverty	-	395,070,000	-	-	-	-	-	395,070,000	395,070,000
	o/w School Feeding Programme	-	969,000,000	-	-	-	-	-	969,000,000	969,000,000
	o/w Domestic Violence Fund	-	1,000,000	-	-	-	-	-	1,000,000	1,000,000
	o/w Child / Human Trafficking Fund	-	1,000,000	-	-	-	-	-	1,000,000	1,000,000
36	National Labour Commission	4,600,960	3,010,800	-	1,006,600	-	-	-	8,618,360	8,618,360

Appendix 4A: MDA Expenditure Allocation (GH¢) – 2023 [Public Safety Sector – GoG and ABFA]

Sn	Covered Entity	Compensation of Employees	Goods & Services		CAPEX		MDA Total
		GoG	GoG	ABFA	GoG	ABFA	GoG & ABFA
	Public Safety	9,935,156,781	292,841,830	-	142,853,707	220,000,000	10,590,852,318
37	Office of the Attorney-General and Ministry of Justice	155,685,924	6,854,450	-	15,187,288	-	177,727,662
	<i>o/w MoJ Hqtrs and Agencies</i>	155,685,924	6,854,450		2,093,200		164,633,574
	<i>o/w Office of the Registrar of Companies</i>						-
	<i>o/w Construction of Law House</i>		-		13,094,088		13,094,088
38	Office of the Legal Aid Commission	19,659,820	1,445,650		296,600		21,402,070
39	Ministry of Defence	3,014,166,833	33,067,250	-	51,837,905	220,000,000	3,319,071,988
	<i>o/w MoD Hqtrs and Agencies</i>	3,014,166,833	22,111,750		462,000		3,036,740,583
	<i>o/w Construction of Forward Operating Base/ Northern Border Security</i>		955,500		41,170,760	220,000,000	262,126,260
	<i>o/w Defence Advisory Services</i>		10,000,000				10,000,000
	<i>o/w Ammunitions and other Accoutrements</i>		-		10,205,145		10,205,145
40	Commission on Human Rights and Administrative Justice	41,898,620	2,413,688		1,088,000		45,400,308
41	Judicial Service	376,519,449	9,841,388	-	5,785,528	-	392,146,364
	<i>o/w Judicial Service Hqtrs and Agencies</i>	376,519,449	3,102,120		2,647,764		382,269,333
	<i>o/w Judiciary</i>		6,739,268		3,137,764		9,877,032
42	Ministry of the Interior	5,483,843,893	23,748,850	-	15,440,290	-	5,523,033,033
	<i>o/w MoI Hqtrs and Agencies</i>	5,483,843,893	23,748,850		5,235,145		5,512,827,888
	<i>o/w Ammunitions and other Accoutrements</i>		-		10,205,145		10,205,145
43	Ministry of National Security	774,482,243	181,191,175	-	26,848,095	-	982,521,513
	<i>o/w MoNS Hqtrs and Agencies</i>	774,482,243	81,591,175		26,848,095		882,921,513
	<i>o/w National Security Operations</i>		99,600,000				99,600,000
44	Office of the Special Prosecutor	68,900,000	34,279,380		26,370,000		129,549,380
	Sub-Total MDAs	37,980,824,448	3,197,766,776	3,571,684,615	1,270,848,281	4,317,863,844	50,338,987,965

Appendix 4A: MDA Expenditure Allocation (GH¢) – 2023 [Public Safety Sector – IGF and DP Funds]

Sn.	Covered Entity	Retained IGF				DP Funds			Sub-Total	Grand Total
		CoE	Goods & Services	CAPEX	Sub-Total	Goods & Services	CAPEX	Sub-Total	DP & IGF	All Funding Sources
	Public Safety	44,883,246	212,151,386	106,251,575	363,286,208	-	505,600,000	505,600,000	868,886,208	11,459,738,526
37	Office of the Attorney-General and Ministry of Justice	9,738,381	112,918,554	70,015,868	192,672,803	-	-	-	192,672,803	370,400,465
	o/w MoJ Hqtrs and Agencies	9,738,381	22,610,204	9,810,301	42,158,886			-	42,158,886	206,792,460
	o/w Office of the Registrar of Companies		90,308,350	60,205,567	150,513,917			-	150,513,917	150,513,917
	o/w Construction of Law House				-	-	-	-	-	13,094,088
38	Office of the Legal Aid Commission	-	63,126	-	63,126			-	63,126	21,465,196
39	Ministry of Defence	-	28,841,498	-	28,841,498	-	395,000,000	395,000,000	423,841,498	3,742,913,487
	o/w MoD Hqtrs and Agencies	-	28,841,498	-	28,841,498	-	395,000,000	395,000,000	423,841,498	3,460,582,081
	o/w Construction of Forward Operating Base/ Northern Border Security				-	-	-	-	-	262,126,260
	o/w Defence Advisory Services				-			-	-	10,000,000
	o/w Ammunitions and other Accoutrements				-	-	-	-	-	10,205,145
40	Commission on Human Rights and Administrative Justice				-	-	-	-	-	45,400,308
41	Judicial Service	27,105,283	15,811,415	2,258,774	45,175,471	-	-	-	45,175,471	437,321,836
	o/w Judicial Service Hqtrs and Agencies	27,105,283	15,811,415	2,258,774	45,175,471			-	45,175,471	427,444,804
	o/w Judiciary				-			-	-	9,877,032
42	Ministry of the Interior	8,039,582	54,516,793	33,976,933	96,533,309	-	-	-	96,533,309	5,619,566,342
	o/w MoI Hqtrs and Agencies	8,039,582	54,516,793	33,976,933	96,533,309			-	96,533,309	5,609,361,197
	o/w Ammunitions and other Accoutrements				-	-	-	-	-	10,205,145
43	Ministry of National Security	-	-	-	-	-	110,600,000	110,600,000	110,600,000	1,093,121,513
	o/w MoNS Hqtrs and Agencies				-	-	110,600,000	110,600,000	110,600,000	993,521,513
	o/w National Security Operations				-			-	-	99,600,000
44	Office of the Special Prosecutor				-	-	-	-	-	129,549,380
	Sub-Total MDAs	1,468,927,005	6,224,641,910	2,688,772,856	10,382,341,771	3,717,700,608	12,290,851,363	16,008,551,971	26,390,893,743	76,729,881,707

Appendix 4A: MDA Expenditure Allocation (GH¢) – 2023 [Public Safety Sector – Summary]

Sn.	Ministries / Departments & Agencies	Compensation of Employees	Goods & Services		CAPEX		IGF	DP Funds	Sub-Total	Grand Total
		GoG	GoG	ABFA	GoG	ABFA				
	Public Safety	9,935,156,781	292,841,830	-	142,853,707	220,000,000	363,286,208	505,600,000	11,459,738,526	11,459,738,526
37	Office of the Attorney-General and Ministry of Justice	155,685,924	6,854,450	-	15,187,288	-	192,672,803	-	370,400,465	370,400,465
	o/w MoJ Hqtrs and Agencies	155,685,924	6,854,450	-	2,093,200	-	42,158,886	-	206,792,460	206,792,460
	o/w Office of the Registrar of Companies	-	-	-	-	-	150,513,917	-	150,513,917	150,513,917
	o/w Construction of Law House	-	-	-	13,094,088	-	-	-	13,094,088	13,094,088
38	Office of the Legal Aid Commission	19,659,820	1,445,650	-	296,600	-	63,126	-	21,465,196	21,465,196
39	Ministry of Defence	3,014,166,833	33,067,250	-	51,837,905	220,000,000	28,841,498	395,000,000	3,742,913,487	3,742,913,487
	o/w MoD Hqtrs and Agencies	3,014,166,833	22,111,750	-	462,000	-	28,841,498	395,000,000	3,460,582,081	3,460,582,081
	o/w Construction of Forward Operating Base/ Northern Border Security	-	955,500	-	41,170,760	220,000,000	-	-	262,126,260	262,126,260
	o/w Defence Advisory Services	-	10,000,000	-	-	-	-	-	10,000,000	10,000,000
	o/w Ammunitions and other Accoutrements	-	-	-	10,205,145	-	-	-	10,205,145	10,205,145
40	Commission on Human Rights and Administrative Justice	41,898,620	2,413,688	-	1,088,000	-	-	-	45,400,308	45,400,308
41	Judicial Service	376,519,449	9,841,388	-	5,785,528	-	45,175,471	-	437,321,836	437,321,836
	o/w Judicial Service Hqtrs and Agencies	376,519,449	3,102,120	-	2,647,764	-	45,175,471	-	427,444,804	427,444,804
	o/w Judiciary	-	6,739,268	-	3,137,764	-	-	-	9,877,032	9,877,032
42	Ministry of the Interior	5,483,843,893	23,748,850	-	15,440,290	-	96,533,309	-	5,619,566,342	5,619,566,342
	o/w MoI Hqtrs and Agencies	5,483,843,893	23,748,850	-	5,235,145	-	96,533,309	-	5,609,361,197	5,609,361,197
	o/w Ammunitions and other Accoutrements	-	-	-	10,205,145	-	-	-	10,205,145	10,205,145
43	Ministry of National Security	774,482,243	181,191,175	-	26,848,095	-	-	110,600,000	1,093,121,513	1,093,121,513
	o/w MoNS Hqtrs and Agencies	774,482,243	81,591,175	-	26,848,095	-	-	110,600,000	993,521,513	993,521,513
	o/w National Security Operations	-	99,600,000	-	-	-	-	-	99,600,000	99,600,000
44	Office of the Special Prosecutor	68,900,000	34,279,380	-	26,370,000	-	-	-	129,549,380	129,549,380
	Sub-Total MDAs	37,980,824,448	3,197,766,776	3,571,684,615	1,270,848,281	4,317,863,844	10,382,341,771	16,008,551,971	76,729,881,707	76,729,881,707

Appendix 4A: MDA Expenditure Allocation (GH¢) – 2023 [Multi-Sectoral GoG and ABFA]

Sn	Covered Entity	Compensation of Employees	Goods & Services		CAPEX		MDA Total
		GoG	GoG	ABFA	GoG	ABFA	GoG & ABFA
	Multi-Sectoral	7,009,199,277	1,148,550,512	130,000,000	4,121,597,166	1,975,000,000	14,384,346,955
45	General Government Services	749,951,865	788,528,235	130,000,000	2,920,116,264	1,975,000,000	6,563,596,364
	<i>o/w Other General Government Services Expenditures</i>		569,668,083		701,349,083		1,271,017,166
	<i>o/w Accra-Tema Motorway Project (Equity and VGF for GILF SPV)</i>					1,975,000,000	1,975,000,000
	<i>o/w Provision for Compensation Adjustments</i>	749,951,865					749,951,865
	<i>o/w Public Debt Management</i>		46,580,152		174,240		46,754,392
46	Subscription		158,659,152		-		158,659,152
47	Contingency Vote		201,363,125	-	1,201,480,902	-	1,402,844,027
48	Pensions	1,859,701,576					1,859,701,576
49	Gratuities	447,078,484					447,078,484
50	Social Security	3,952,467,352					3,952,467,352
51	Interest Payments						-
52	Subsidies on Petroleum products						-
53	National Health Fund						-
54	Education Trust Fund						-
55	Road Fund						-
56	Petroleum Related Funds						-
57	Dist. Ass. Common Fund						-
	<i>o/w ABFA</i>						-
58	Ghana Infrastructure Fund (ABFA Capex)						-
59	Transfer to GNPC from Oil Revenue						-
60	Other Earmarked Funds						-
61	Social Benefits (Lifeline Consumers of Electricity)						-
62	Other Expenditures	-	-	-	-	-	-
	<i>ESLA Transfers</i>						-
	<i>Energy Sector Payment Shortfalls</i>						-
63	Arrears Clearance (net change)						-
64	Amortisation						-
	GRAND TOTAL	44,990,023,725	4,346,317,289	3,701,684,615	5,392,445,447	6,292,863,844	64,723,334,920

Appendix 4A: MDA Expenditure Allocation (GH¢) – 2023 [Multi-Sectoral – IGF and DP Funds]

Sn.	Covered Entity	Retained IGF				DP Funds			Sub-Total	Grand Total
		CoE	Goods & Services	CAPEX	Sub-Total	Goods & Services	CAPEX	Sub-Total	DP & IGF	All Funding Sources
	Multi-Sectoral	73,582,049	171,691,448	-	245,273,496	-	-	-	245,273,496	14,629,620,451
45	General Government Services	-	-	-	-	-	-	-	-	6,563,596,364
	o/w Other General Government Services Expenditures				-	-	-	-	-	1,271,017,166
	o/w Accra-Tema Motorway Project (Equity and VGF for GILF SPV)				-			-	-	1,975,000,000
	o/w Provision for Compensation Adjustments				-			-	-	749,951,865
	o/w Public Debt Management								-	46,754,392
46	Subscription				-	-	-	-	-	158,659,152
47	Contingency Vote				-	-		-	-	1,402,844,027
48	Pensions				-	-	-	-	-	1,859,701,576
49	Gratuities				-	-	-	-	-	447,078,484
50	Social Security				-	-	-	-	-	3,952,467,352
51	Interest Payments				-	-	-	-	-	-
52	Subsidies on Petroleum products				-	-	-	-	-	-
53	National Health Fund	73,582,049	171,691,448	-	245,273,496			-	245,273,496	245,273,496
54	Education Trust Fund				-	-	-	-	-	-
55	Road Fund				-	-	-	-	-	-
56	Petroleum Related Funds				-	-	-	-	-	-
57	Dist. Ass. Common Fund				-	-	-	-	-	-
	o/w ABFA				-	-	-	-	-	-
58	Ghana Infrastructure Fund (ABFA Capex)				-	-	-	-	-	-
59	Transfer to GNPC from Oil Revenue				-	-	-	-	-	-
60	Other Earmarked Funds				-	-	-	-	-	-
61	Social Benefits (Lifeline Consumers of Electricity)				-	-	-	-	-	-
62	Other Expenditures	-	-	-	-	-	-	-	-	-
	ESLA Transfers				-	-	-	-	-	-
	Energy Sector Payment Shortfalls				-	-	-	-	-	-
63	Arrears Clearance (net change)				-	-	-	-	-	-
64	Amortisation				-	-	-	-	-	-
	GRAND TOTAL	1,542,509,054	6,396,333,358	2,688,772,856	10,627,615,268	3,717,700,608	12,290,851,363	16,008,551,971	26,636,167,239	91,359,502,159

Appendix 4A: MDA Expenditure Allocation (GH¢) – 2023 [Multi-Sectoral – Summary]

Sn.	Ministries / Departments & Agencies	Compensation of Employees	Goods & Services		CAPEX		IGF	DP Funds	Sub-Total	Other Government Obligations	Grand Total
		GoG	GoG	ABFA	GoG	ABFA					
	Multi-Sectoral	7,009,199,277	1,148,550,512	130,000,000	4,121,597,166	1,975,000,000	245,273,496	-	14,629,620,451	136,445,830,623	151,075,451,074
45	General Government Services	749,951,865	788,528,235	130,000,000	2,920,116,264	1,975,000,000	-	-	6,563,596,364	-	6,563,596,364
	o/w Other General Government Services Expenditures	-	569,668,083	-	701,349,083	-	-	-	1,271,017,166	-	1,271,017,166
	o/w Accra-Tema Motorway Project (Equity and VGF for GILF SPV)	-	-	-	-	1,975,000,000	-	-	1,975,000,000	-	1,975,000,000
	o/w Provision for Compensation Adjustments	749,951,865	-	-	-	-	-	-	749,951,865	-	749,951,865
	o/w Public Debt Management	-	46,580,152	-	174,240	-	-	-	46,754,392	-	46,754,392
46	Subscription	-	158,659,152	-	-	-	-	-	158,659,152	-	158,659,152
47	Contingency Vote	-	201,363,125	-	1,201,480,902	-	-	-	1,402,844,027	-	1,402,844,027
48	Pensions	1,859,701,576	-	-	-	-	-	-	1,859,701,576	-	1,859,701,576
49	Gratuities	447,078,484	-	-	-	-	-	-	447,078,484	-	447,078,484
50	Social Security	3,952,467,352	-	-	-	-	-	-	3,952,467,352	-	3,952,467,352
51	Interest Payments	-	-	-	-	-	-	-	-	52,550,368,539	52,550,368,539
52	Subsidies on Petroleum products	-	-	-	-	-	-	-	-	350,548,297	350,548,297
53	National Health Fund	-	-	-	-	-	245,273,496	-	245,273,496	2,500,279,651	2,745,553,148
54	Education Trust Fund	-	-	-	-	-	-	-	-	1,869,563,281	1,869,563,281
55	Road Fund	-	-	-	-	-	-	-	-	1,004,863,042	1,004,863,042
56	Petroleum Related Funds	-	-	-	-	-	-	-	-	24,077,202	24,077,202
57	Dist. Ass. Common Fund	-	-	-	-	-	-	-	-	4,554,034,657	4,554,034,657
	o/w ABFA	-	-	-	-	-	-	-	-	616,947,436	616,947,436
58	Ghana Infrastructure Fund (ABFA Capex)	-	-	-	-	-	-	-	-	1,727,452,820	1,727,452,820
59	Transfer to GNPC from Oil Revenue	-	-	-	-	-	-	-	-	2,345,833,321	2,345,833,321
60	Other Earmarked Funds	-	-	-	-	-	-	-	-	5,425,040,903	5,425,040,903
61	Social Benefits (Lifeline Consumers of Electricity)	-	-	-	-	-	-	-	-	545,070,000	545,070,000
62	Other Expenditures	-	-	-	-	-	-	-	-	26,739,907,256	26,739,907,256
	ESLA Transfers	-	-	-	-	-	-	-	-	3,087,307,256	3,087,307,256
	Energy Sector Payment Shortfalls	-	-	-	-	-	-	-	-	23,652,600,000	23,652,600,000
63	Arrears Clearance (net change)	-	-	-	-	-	-	-	-	14,435,333,333	14,435,333,333
64	Amortisation	-	-	-	-	-	-	-	-	22,373,458,321	22,373,458,321
	GRAND TOTAL	44,990,023,725	4,346,317,289	3,701,684,615	5,392,445,447	6,292,863,844	10,627,615,268	16,008,551,971	91,359,502,159	136,445,830,623	227,805,332,781

Appendix 4B: MDA Expenditure Allocation (GH¢) – 2024 Administration Sector (Summary)

Sn.	Ministries / Departments & Agencies	Compensation of Employees	Goods & Services		CAPEX		IGF	DP Funds	Sub-Total	Grand Total
		GoG	GoG	ABFA	GoG	ABFA				
	Administration	3,627,838,851	1,133,683,334	4,916,116	348,017,901	375,066,674	475,602,011	3,033,760,000	8,998,884,886	8,998,884,886
1	Office of Government Machinery	256,453,705	503,765,457	-	173,537,760	334,078,022	101,515,418	-	1,369,350,363	1,369,350,363
	o/w OGM Hqtrs and Agencies	256,453,705	198,414,560	-	20,800,960	-	101,515,418	-	577,184,644	577,184,644
	o/w Public Enterprises		505,650	-	160,800	-			666,450	666,450
	o/w Scholarship Secretariat		223,271,039	-	-	-			223,271,039	223,271,039
	o/w Micro Finance and Small Loans Centre		14,400,000	-	-	-			14,400,000	14,400,000
	o/w National Identification Authority		23,200,000	-	11,520,000	-			34,720,000	34,720,000
	o/w Zongo Development Fund		24,409,600	-	-	-			24,409,600	24,409,600
	o/w Infrastructure for Poverty Eradication Programme (SDI Secretariat and Devt Authorities)		13,864,608	-	140,480,000	334,078,022			488,422,630	488,422,630
	o/w Home Rental Scheme		4,500,000	-	-	-			4,500,000	4,500,000
	o/w Council of State		1,200,000	-	576,000	-			1,776,000	1,776,000
2	Office of the Head of Civil Service	25,117,473	4,266,600	-	237,280	-	6,170,551	16,000,000	51,791,904	51,791,904
	o/w OHCS Hqtrs and Agencies	25,117,473	966,600	-	237,280	-	6,170,551	16,000,000	48,491,904	48,491,904
	o/w Promotion/ Recruitment/ Training		3,300,000	-	-	-			3,300,000	3,300,000
3	Parliament of Ghana	376,374,867	207,014,250	-	56,000,000	-		-	639,389,117	639,389,117
4	Audit Service	459,477,120	13,237,500	-	1,068,200	-		-	473,782,820	473,782,820
5	Public Services Commission	9,897,880	2,063,650	-	361,440	-	28,612	16,000,000	28,351,582	28,351,582
6	Electoral Commission	77,307,234	309,000,000	-	784,000	-	4,383,720		391,474,954	391,474,954
7	Ministry of Foreign Affairs and Regional Integration	728,984,571	12,033,950	-	336,000	-	130,248,895		871,603,417	871,603,417
8	Ministry of Finance	577,727,707	41,131,150	4,916,116	13,440,239	596,651	192,259,902	1,660,800,000	2,490,871,765	2,490,871,765
	o/w MoF Hqtrs and Agencies	577,727,707	21,131,150	-	13,440,239	-	192,259,902	1,660,800,000	2,465,358,998	2,465,358,998
	o/w Public Interest and Accountability Committee		-	4,916,116	-	596,651			5,512,767	5,512,767
	o/w NEIP		20,000,000	-	-	-			20,000,000	20,000,000
9	Ministry of Local Government, Decentralisation and Rural Development	971,147,357	28,690,337	-	96,763,680	40,392,000	10,574,394	1,340,960,000	2,488,527,769	2,488,527,769
	o/w MLGDRD Hqtrs and Agencies	45,614,702	2,392,500	-	80,185,472	-	10,574,394	1,340,960,000	1,479,727,069	1,479,727,069
	o/w Local Government Service (incl. RCCs and MMDAs)	925,532,655	26,297,837	-	5,858,208	-			957,688,700	957,688,700
	o/w Regional Reorganisation and Development		-	-	1,120,000	40,392,000			41,512,000	41,512,000
	o/w RCC Renovations		-	-	9,600,000	-			9,600,000	9,600,000
10	National Media Commission	6,859,659	1,181,850	-	1,037,280	-			9,078,789	9,078,789
11	National Development Planning Commission	8,112,683	5,072,190	-	194,102	-			13,378,975	13,378,975
12	Ministry of Information	113,425,757	2,782,200	-	672,000	-	30,420,518	-	147,300,475	147,300,475
	o/w Mol Hqtrs and Agencies	113,425,757	2,182,200	-	672,000	-	30,420,518		146,700,475	146,700,475
	o/w Government Communication		600,000	-	-	-			600,000	600,000
13	Right to Information Commission	13,315,334	1,000,000	-	3,228,800	-			17,544,134	17,544,134
14	Ministry of Parliamentary Affairs	3,637,503	2,444,200	-	357,120	-			6,438,823	6,438,823

Appendix 4B: MDA Expenditure Allocation (GH¢) – 2024

Economic Sector (Summary)

Sn.	Ministries / Departments & Agencies	Compensation of Employees	Goods & Services		CAPEX		IGF	DP Funds	Sub-Total	Grand Total
		GoG	GoG	ABFA	GoG	ABFA				
	Economic	940,740,806	214,172,171	646,117,359	139,863,692	954,785,944	1,790,958,877	2,126,896,200	6,813,535,049	6,813,535,049
15	Ministry of Food and Agriculture	111,542,015	21,322,919	636,000,000	19,273,312	549,223,200	23,850,807	1,081,456,200	2,442,668,453	2,442,668,453
	o/w MoFA Hqtrs and Agencies	111,542,015	13,032,400	-	11,429,120	13,003,200	23,850,807	1,081,456,200	1,254,313,742	1,254,313,742
	o/w Planting for Food and Jobs		7,240,519	636,000,000	5,457,920	50,220,000			698,918,439	698,918,439
	o/w Irrigation Development		-	-	-	216,000,000			216,000,000	216,000,000
	o/w Tree Crops Development Authority		750,000	-	-	-			750,000	750,000
	o/w Pwalugu Multipurpose Dam Project		300,000	-	2,386,272	270,000,000			272,686,272	272,686,272
16	Ministry of Fisheries and Aquaculture Development	19,611,937	674,850	-	2,780,136	30,240,000	134,651,747	29,440,000	217,398,670	217,398,670
	o/w MoFAD Hqtrs and Agencies	19,611,937	524,850	-	1,161,600	-	134,651,747	29,440,000	185,390,134	185,390,134
	o/w Anomabo Fisheries College		150,000	-	1,618,536	30,240,000			32,008,536	32,008,536
17	Ministry of Lands and Natural Resources	360,761,998	135,049,522	7,467,359	8,003,435	8,433,864	749,417,291	224,000,000	1,493,133,468	1,493,133,468
	o/w MLNR Hqtrs and Agencies	360,761,998	1,220,100	-	-	-	749,417,291	224,000,000	1,335,399,389	1,335,399,389
	o/w National Afforestation Programme		100,000,000	-	-	-			100,000,000	100,000,000
	o/w Ghana Integrated Aluminium Dev't Company		2,830,748	-	2,531,435	3,249,864			8,612,047	8,612,047
	o/w Operation Vanguard (Anti-Galamsey Operations and REGSEC)		3,200,000	-	-	-			3,200,000	3,200,000
	o/w Boundary Settlement Commission		2,070,000	-	-	-			2,070,000	2,070,000
	o/w Ghana Integrated Iron and Steel Development Corp.		1,464,000	7,467,359	2,400,000	5,184,000			16,515,359	16,515,359
	o/w Green Ghana Project		2,504,673	-	-	-			2,504,673	2,504,673
	o/w Alternative Employment and Livelihood Project		21,760,000	-	3,072,000	-			24,832,000	24,832,000
18	Ministry of Trade and Industry	82,459,769	39,102,080	-	23,056,000	292,521,895	256,948,576	-	694,088,320	694,088,320
	o/w MOTI Hqtrs and Agencies	82,459,769	2,722,850	-	656,000	-	256,948,576	-	342,787,195	342,787,195
	o/w One District One Factory Programme		3,862,560	-	22,400,000	292,521,895			318,784,455	318,784,455
	o/w Africa Continental Free Trade Area Secretariat		30,000,000	-	-	-			30,000,000	30,000,000
	o/w Business Development		2,516,670	-	-	-			2,516,670	2,516,670
19	Ministry of Tourism, Arts and Culture	63,484,839	2,012,050	-	64,352,000	-	24,992,423	80,000,000	234,841,312	234,841,312
	o/w MoTAC Hqtrs and Agencies	63,484,839	2,012,050	-	352,000	-	24,992,423	80,000,000	170,841,312	170,841,312
	o/w National Cathedral Project		-	-	64,000,000	-			64,000,000	64,000,000
20	Ministry of Environment, Science, Tech. and Innovation	297,086,476	3,122,800	-	988,800	-	335,388,280	-	636,586,356	636,586,356
	o/w MESTI Hqtrs and Agencies	297,086,476	2,687,800	-	672,000	-	335,388,280		635,834,556	635,834,556
	o/w Science and Technology Project		435,000	-	316,800	-			751,800	751,800
21	Ministry of Energy	5,793,772	12,887,950	2,650,000	21,410,009	74,366,985	265,709,753	712,000,000	1,094,818,469	1,094,818,469
	o/w MoEN Hqtrs and Agencies	5,793,772	10,289,150	-	20,889,984	67,562,985	265,709,753	712,000,000	1,082,245,644	1,082,245,644
	o/w Petroleum Hub		591,651	2,650,000	520,025	6,804,000			10,565,676	10,565,676
	o/w Nuclear Energy		2,007,149	-	-	-			2,007,149	2,007,149

Appendix 4B: MDA Expenditure Allocation (GH¢) – 2024 Infrastructure Sector (Summary)

Sn.	Ministries / Departments & Agencies	Compensation of Employees	Goods & Services		CAPEX		IGF	DP Funds	Sub-Total	Grand Total
		GoG	GoG	ABFA	GoG	ABFA				
	Infrastructure	178,924,795	26,142,398	-	385,354,307	3,352,781,533	944,866,422	7,253,600,000	12,141,669,456	12,141,669,456
22	Ministry of Water Resources and Sanitation	24,736,327	6,042,082	-	2,362,905	72,343,584	46,430,904	2,192,000,000	2,343,915,802	2,343,915,802
	o/w MoSWR Hqtrs and Agencies	24,736,327	1,055,750	-	352,000	-	46,430,904	2,192,000,000	2,264,574,981	2,264,574,981
	o/w Water and Sanitation Initiative	-	4,986,332	-	2,010,905	72,343,584			79,340,821	79,340,821
23	Ministry of Works and Housing	23,991,502	1,190,850	-	27,865,122	452,896,668	9,810,718	80,000,000	595,754,860	595,754,860
	o/w MoWH Hqtrs and Agencies	23,991,502	1,190,850	-	12,388,416	132,870,428	9,810,718	80,000,000	260,251,914	260,251,914
	o/w Dredging of White Volta		-	-	7,008,000	-			7,008,000	7,008,000
	o/w Affordable Housing		-	-	8,468,706	320,026,240			328,494,946	328,494,946
24	Ministry of Roads and Highways	76,204,721	1,247,249	-	331,907,950	2,632,761,121	31,258,507	3,330,400,000	6,403,779,548	6,403,779,548
	o/w MoRH Hqtrs and Agencies	76,204,721	1,247,249	-	-	-	31,258,507	3,330,400,000	3,439,110,477	3,439,110,477
	o/w Roads Infrastructure		-	-	331,907,950	2,632,761,121			2,964,669,071	2,964,669,071
25	Ministry of Communications and Digitalisation	38,092,760	11,140,241	-	788,608	-	476,299,593	240,000,000	766,321,202	766,321,202
	o/w MoC Hqtrs and Agencies	38,092,760	9,060,655	-	446,198	-	476,299,593	240,000,000	763,899,206	763,899,206
	o/w Cyber Security Authority		1,329,585	-	342,410	-			1,671,995	1,671,995
	o/w NITA Data Charges		750,000	-	-	-			750,000	750,000
26	Ministry of Railways Development	5,722,873	3,079,977	-	1,599,898	172,800,000	5,959,640	400,000,000	589,162,387	589,162,387
	o/w MoRD Hqtrs and Agencies	5,722,873	500,700	-	-	-	5,959,640	400,000,000	412,183,213	412,183,213
	o/w Railways Development		2,579,277	-	1,599,898	172,800,000			176,979,174	176,979,174
27	Ministry of Transport	10,176,614	3,442,000	-	20,829,824	21,980,160	375,107,059	1,011,200,000	1,442,735,657	1,442,735,657
	o/w MoT Hqtrs and Agencies	10,176,614	1,840,000	-	16,761,024	-	375,107,059	1,011,200,000	1,415,084,697	1,415,084,697
	o/w Fish Landing Sites		1,152,000	-	3,840,000	21,980,160			26,972,160	26,972,160
	o/w Aircraft Accident/Incident Investigation & Prevention Bureau		450,000	-	228,800	-			678,800	678,800

Appendix 4B: MDA Expenditure Allocation (GH¢) – 2024

Social Sector (Summary)

Sn.	Ministries / Departments & Agencies	Compensation of Employees	Goods & Services		CAPEX		IGF	DP Funds	Sub-Total	Grand Total
		GoG	GoG	ABFA	GoG	ABFA				
	Social	23,353,660,996	1,878,335,443	3,167,426,399	14,595,643	173,407,634	7,642,514,927	5,940,039,908	42,169,980,950	42,169,980,950
28	Ministry of Education	14,989,800,186	406,337,158	3,167,426,399	1,764,800	32,495,040	2,881,193,180	2,064,000,000	23,543,016,763	23,543,016,763
	o/w MoE Hqtrs and Agencies	14,742,952,161	29,052,500	-	1,764,800	-	2,881,193,180	2,064,000,000	19,718,962,641	19,718,962,641
	o/w Free Senior High School Programme		300,000,000	3,167,426,399	-	-			3,467,426,399	3,467,426,399
	o/w Existing Interventions in Education		26,250,000	-	-	-			26,250,000	26,250,000
	o/w Construction of Regional STEM Centres		-	-	-	32,495,040			32,495,040	32,495,040
	o/w WAEC / Exam Fee		51,034,658	-	-	-			51,034,658	51,034,658
	o/w Teacher Trainee Allowances	246,848,025	-	-	-	-			246,848,025	246,848,025
29	Ministry of Employment and Labour Relations	41,107,513	2,142,700	-	876,992	-	2,978,738	8,000,000	55,105,942	55,105,942
30	National Pensions Regulatory Authority						128,953,161		128,953,161	128,953,161
31	Ministry of Youth and Sports	28,678,179	14,704,575	-	1,343,798	-	3,997,707	31,600,000	80,324,259	80,324,259
	o/w MoYs Hqtrs and Agencies	28,678,179	14,704,575	-	1,343,798	-	3,997,707	31,600,000	80,324,259	80,324,259
	o/w All African Games								-	-
32	National Commission for Civic Education	77,959,295	6,025,000	-	1,610,160	-		-	85,594,455	85,594,455
33	Ministry of Chieftaincy and Religious Affairs	37,768,147	2,830,400	-	4,109,280	-		-	44,707,827	44,707,827
34	Ministry of Health	8,138,072,018	26,373,510	-	3,221,654	140,912,594	4,624,861,393	3,596,439,908	16,529,881,076	16,529,881,076
	o/w MoH Hqtrs and Agencies	7,696,601,264	21,102,300	-	571,200	-	4,624,861,393	3,596,439,908	15,939,576,065	15,939,576,065
	o/w Mental Health		1,406,250	-	-	-			1,406,250	1,406,250
	o/w Health Infrastructure		-	-	507,086	108,512,594			109,019,680	109,019,680
	o/w e-Health Project		-	-	-	32,400,000			32,400,000	32,400,000
	o/w Ghana Psychological Council		2,025,000	-	169,867	-			2,194,867	2,194,867
	o/w COVID-19 Vaccines (Operational & Procurement)		1,839,960	-	-	-			1,839,960	1,839,960
	o/w National COVID-19 Response		-	-	1,973,500	-			1,973,500	1,973,500
	o/w Nursing Trainee Allowances	441,470,754	-	-	-	-			441,470,754	441,470,754
35	Ministry of Gender, Children and Social Protection	35,580,839	1,416,911,300	-	863,680	-	530,749	240,000,000	1,693,886,568	1,693,886,568
	o/w MGCSOP Hqtrs and Agencies	35,580,839	3,432,900	-	863,680	-	530,749	240,000,000	280,408,168	280,408,168
	o/w Livelihood Empowerment Against Poverty		442,478,400	-	-	-			442,478,400	442,478,400
	o/w School Feeding Programme		969,000,000	-	-	-			969,000,000	969,000,000
	o/w Domestic Violence Fund		1,000,000	-	-	-			1,000,000	1,000,000
	o/w Child / Human Trafficking Fund		1,000,000	-	-	-			1,000,000	1,000,000
36	National Labour Commission	4,694,820	3,010,800	-	805,280	-		-	8,510,900	8,510,900

Appendix 4B: MDA Expenditure Allocation (GH¢) – 2024

Public Safety Sector (Summary)

Sn.	Ministries / Departments & Agencies	Compensation of Employees	Goods & Services		CAPEX		IGF	DP Funds	Sub-Total	Grand Total
		GoG	GoG	ABFA	GoG	ABFA				
	Public Safety	10,266,857,892	292,841,830	-	114,282,965	237,600,000	400,446,644	688,000,000	12,000,029,332	12,000,029,332
37	Office of the Attorney-General and Ministry of Justice	158,861,917	6,854,450	-	12,149,830	-	211,110,076	-	388,976,273	388,976,273
	<i>o/w MoJ Hqtrs and Agencies</i>	158,861,917	6,854,450	-	1,674,560	-	56,298,486	-	223,689,413	223,689,413
	<i>o/w Office of the Registrar of Companies</i>	-	-	-	-	-	154,811,590	-	154,811,590	154,811,590
	<i>o/w Construction of Law House</i>	-	-	-	10,475,270	-	-	-	10,475,270	10,475,270
38	Office of the Legal Aid Commission	20,060,880	1,445,650	-	237,280	-	66,930	-	21,810,740	21,810,740
39	Ministry of Defence	3,204,679,749	33,067,250	-	41,470,324	237,600,000	29,944,042	688,000,000	4,234,761,365	4,234,761,365
	<i>o/w MoD Hqtrs and Agencies</i>	3,204,679,749	22,111,750	-	369,600	-	29,944,042	688,000,000	3,945,105,141	3,945,105,141
	<i>o/w Construction of Forward Operating Base/ Northern Border Security</i>	-	955,500	-	32,936,608	237,600,000	-	-	271,492,108	271,492,108
	<i>o/w Defence Advisory Services</i>	-	10,000,000	-	-	-	-	-	10,000,000	10,000,000
	<i>o/w Ammunitions and other Accoutrements</i>	-	-	-	8,164,116	-	-	-	8,164,116	8,164,116
40	Commission on Human Rights and Administrative Justice	42,753,352	2,413,688	-	870,400	-	-	-	46,037,439	46,037,439
41	Judicial Service	384,200,445	9,841,388	-	4,628,422	-	49,693,019	-	448,363,274	448,363,274
	<i>o/w Judicial Service Hqtrs and Agencies</i>	384,200,445	3,102,120	-	2,118,211	-	49,693,019	-	439,113,795	439,113,795
	<i>o/w Judiciary</i>	-	6,739,268	-	2,510,211	-	-	-	9,249,479	9,249,479
42	Ministry of the Interior	5,595,714,308	23,748,850	-	12,352,232	-	109,632,577	-	5,741,447,968	5,741,447,968
	<i>o/w MoI Hqtrs and Agencies</i>	5,595,714,308	23,748,850	-	4,188,116	-	109,632,577	-	5,733,283,851	5,733,283,851
	<i>o/w Ammunitions and other Accoutrements</i>	-	-	-	8,164,116	-	-	-	8,164,116	8,164,116
43	Ministry of National Security	790,281,681	181,191,175	-	21,478,476	-	-	-	992,951,332	992,951,332
	<i>o/w MoNS Hqtrs and Agencies</i>	790,281,681	81,591,175	-	21,478,476	-	-	-	893,351,332	893,351,332
	<i>o/w National Security Operations</i>	-	99,600,000	-	-	-	-	-	99,600,000	99,600,000
44	Office of the Special Prosecutor	70,305,560	34,279,380	-	21,096,000	-	-	-	125,680,940	125,680,940
	Sub-Total MDAs	38,368,023,340	3,545,175,176	3,818,459,873	1,002,114,509	5,093,641,785	11,254,388,880	19,042,296,108	82,124,099,672	82,124,099,672

Appendix 4B: MDA Expenditure Allocation (GH¢) – 2024 Multi-Sectoral (Summary)

Sn.	Ministries / Departments & Agencies	Compensation of Employees	Goods & Services		CAPEX		IGF	DP Funds	Sub-Total	Other Government Obligations	Grand Total
		GoG	GoG	ABFA	GoG	ABFA					
	Multi-Sectoral	15,799,965,225	3,392,591,543	137,800,000	3,675,452,050	1,632,000,000	259,657,346	-	24,897,466,164	161,338,455,558	186,235,921,722
45	General Government Services	8,263,831,341	2,267,801,871	137,800,000	1,234,897,106	1,632,000,000	-	-	13,536,330,318	-	13,536,330,318
	o/w Other General Government Services Expenditures		569,668,083	-	561,079,267	-			1,130,747,350	-	1,130,747,350
	o/w Accra-Tema Motorway Project (Equity and VGF for GILF SPV)					1,632,000,000			1,632,000,000		1,632,000,000
	o/w Provision for Compensation Adjustments	8,263,831,341							8,263,831,341		8,263,831,341
	o/w Public Debt Management								-		-
46	Subscription		158,659,152	-	-	-			158,659,152	-	158,659,152
47	Contingency Vote		966,130,520	-	2,440,554,945	-			3,406,685,465	-	3,406,685,465
48	Pensions	2,239,080,697	-	-	-	-	-	-	2,239,080,697	-	2,239,080,697
49	Gratuities	538,282,494	-	-	-	-	-	-	538,282,494	-	538,282,494
50	Social Security	4,758,770,692	-	-	-	-	-	-	4,758,770,692	-	4,758,770,692
51	Interest Payments	-	-	-	-	-	-	-	-	73,859,517,647	73,859,517,647
52	Subsidies on Petroleum products	-	-	-	-	-	-	-	-	376,483,367	376,483,367
53	National Health Fund	-	-	-	-	-	259,657,346	-	259,657,346	3,806,270,354	4,065,927,700
54	Education Trust Fund	-	-	-	-	-	-	-	-	3,148,887,844	3,148,887,844
55	Road Fund	-	-	-	-	-	-	-	-	1,375,975,404	1,375,975,404
56	Petroleum Related Funds	-	-	-	-	-	-	-	-	32,969,306	32,969,306
57	Dist. Ass. Common Fund	-	-	-	-	-	-	-	-	5,473,716,020	5,473,716,020
	o/w ABFA	-	-	-	-	-	-	-	-	659,376,646	659,376,646
58	Ghana Infrastructure Fund (ABFA Capex)	-	-	-	-	-	-	-	-	1,846,254,608	1,846,254,608
59	Transfer to GNPC from Oil Revenue	-	-	-	-	-	-	-	-	1,868,424,091	1,868,424,091
60	Other Earmarked Funds	-	-	-	-	-	-	-	-	6,827,124,607	6,827,124,607
61	Social Benefits (Lifeline Consumers of Electricity)	-	-	-	-	-	-	-	-	607,478,400	607,478,400
62	Other Expenditures	-	-	-	-	-	-	-	-	29,198,729,192	29,198,729,192
	ESLA Transfers	-	-	-	-	-	-	-	-	6,263,557,373	6,263,557,373
	Energy Sector Payment Shortfalls	-	-	-	-	-	-	-	-	22,935,171,819	22,935,171,819
63	Arrears Clearance (net change)	-	-	-	-	-	-	-	-	7,300,000,000	7,300,000,000
64	Amortisation	-	-	-	-	-	-	-	-	25,616,624,718	25,616,624,718
	GRAND TOTAL	54,167,988,565	6,937,766,719	3,956,259,873	4,677,566,560	6,725,641,785	11,514,046,226	19,042,296,108	107,021,565,837	161,338,455,558	268,360,021,395

Appendix 4C: MDA Expenditure Allocation (GH¢) – 2025

Administration Sector (Summary)

Sn.	Ministries / Departments & Agencies	Compensation of Employees	Goods & Services		CAPEX		IGF	DP Funds	Sub-Total	Grand Total
		GoG	GoG	ABFA	GoG	ABFA				
	Administration	3,675,000,756	906,946,667	7,374,174	410,661,123	412,573,341	522,281,926	3,783,100,000	9,717,937,987	9,717,937,987
1	Office of Government Machinery	259,787,604	403,012,366	-	204,774,557	367,485,825	117,287,473	-	1,352,347,824	1,352,347,824
	o/w OGM Hqtrs and Agencies	259,787,604	158,731,648	-	24,545,133	-	117,287,473	-	560,351,857	560,351,857
	o/w Public Enterprises		404,520	-	189,744	-	-	-	594,264	594,264
	o/w Scholarship Secretariat		178,616,831	-	-	-	-	-	178,616,831	178,616,831
	o/w Micro Finance and Small Loans Centre		11,520,000	-	-	-	-	-	11,520,000	11,520,000
	o/w National Identification Authority		18,560,000	-	13,593,600	-	-	-	32,153,600	32,153,600
	o/w Zongo Development Fund		19,527,680	-	-	-	-	-	19,527,680	19,527,680
	o/w Infrastructure for Poverty Eradication Programme (SDI Secretariat and Dev't Authorities)		11,091,686	-	165,766,400	367,485,825	-	-	544,343,911	544,343,911
	o/w Home Rental Scheme		3,600,000	-	-	-	-	-	3,600,000	3,600,000
	o/w Council of State		960,000	-	679,680	-	-	-	1,639,680	1,639,680
2	Office of the Head of Civil Service	25,444,000	3,413,280	-	279,990	-	7,170,871	17,400,000	53,708,141	53,708,141
	o/w OHCS Hqtrs and Agencies	25,444,000	773,280	-	279,990	-	7,170,871	17,400,000	51,068,141	51,068,141
	o/w Promotion/ Recruitment/ Training		2,640,000	-	-	-	-	-	2,640,000	2,640,000
3	Parliament of Ghana	381,267,740	165,611,400	-	66,080,000	-	-	-	612,959,140	612,959,140
4	Audit Service	465,450,323	10,590,000	-	1,260,476	-	29,257	-	477,330,055	477,330,055
5	Public Services Commission	10,026,552	1,650,920	-	426,499	-	-	16,000,000	28,103,972	28,103,972
6	Electoral Commission	78,312,228	247,200,000	-	925,120	-	49,830	-	326,487,178	326,487,178
7	Ministry of Foreign Affairs and Regional Integration	738,461,371	9,627,160	-	396,480	-	137,864,331	-	886,349,342	886,349,342
8	Ministry of Finance	585,238,167	32,904,920	7,374,174	15,859,482	656,317	209,298,699	2,644,800,000	3,496,131,758	3,496,131,758
	o/w MoF Hqtrs and Agencies	585,238,167	16,904,920	-	15,859,482	-	209,298,699	2,644,800,000	3,472,101,268	3,472,101,268
	o/w Public Interest and Accountability Committee		-	7,374,174	-	656,317	-	-	8,030,490	8,030,490
	o/w NEIP		16,000,000	-	-	-	-	-	16,000,000	16,000,000
9	Ministry of Local Government, Decentralisation and Rural Development	983,772,273	22,952,270	-	114,181,143	44,431,200	11,665,207	1,104,900,000	2,281,902,092	2,281,902,092
	o/w MLGDRD Hqtrs and Agencies	46,207,694	1,914,000	-	94,618,857	-	11,665,207	1,104,900,000	1,259,305,757	1,259,305,757
	o/w Local Government Service (incl. RCCs and MMDAs)	937,564,579	21,038,270	-	6,912,685	-	-	-	965,515,534	965,515,534
	o/w Regional Reorganisation and Development		-	-	1,321,600	44,431,200	-	-	45,752,800	45,752,800
	o/w RCC Renovations		-	-	11,328,000	-	-	-	11,328,000	11,328,000
10	National Media Commission	6,948,835	945,480	-	1,223,990	-	-	-	9,118,305	9,118,305
11	National Development Planning Commission	8,218,148	4,057,752	-	229,040	-	-	-	12,504,940	12,504,940
12	Ministry of Information	114,900,292	2,225,760	-	792,960	-	38,916,259	-	156,835,270	156,835,270
	o/w MoI Hqtrs and Agencies	114,900,292	1,745,760	-	792,960	-	38,916,259	-	156,355,270	156,355,270
	o/w Government Communication		480,000	-	-	-	-	-	480,000	480,000
13	Right to Information Commission	13,488,434	800,000	-	3,809,984	-	-	-	18,098,418	18,098,418
14	Ministry of Parliamentary Affairs	3,684,790	1,955,360	-	421,402	-	-	-	6,061,552	6,061,552

Appendix 4C: MDA Expenditure Allocation (GH¢) – 2025 Economic Sector (Summary)

Sn.	Ministries / Departments & Agencies	Compensation of Employees	Goods & Services		CAPEX		IGF	DP Funds	Sub-Total	Grand Total
		GoG	GoG	ABFA	GoG	ABFA				
	Economic	952,970,436	171,337,737	983,590,609	165,039,157	1,050,264,539				
15	Ministry of Food and Agriculture	112,992,061	17,058,335	954,000,000	22,742,508	604,145,520	33,675,397	854,242,720	2,598,856,542	2,598,856,542
	<i>o/w MoFA Hqtrs and Agencies</i>	112,992,061	10,425,920	-	13,486,362	14,303,520	33,675,397	854,242,720	1,039,125,980	1,039,125,980
	<i>o/w Planting for Food and Jobs</i>		5,792,415	954,000,000	6,440,346	55,242,000			1,021,474,761	1,021,474,761
	<i>o/w Irrigation Development</i>		-	-	-	237,600,000			237,600,000	237,600,000
	<i>o/w Tree Crops Development Authority</i>		600,000	-	-	-			600,000	600,000
	<i>o/w Pwalugu Multipurpose Dam Project</i>		240,000	-	2,815,801	297,000,000			300,055,801	300,055,801
16	Ministry of Fisheries and Aquaculture Development	19,866,892	539,880	-	3,280,561	33,264,000	139,148,154	-	196,099,487	196,099,487
	<i>o/w MoFAD Hqtrs and Agencies</i>	19,866,892	419,880	-	1,370,688	-	139,148,154		160,805,614	160,805,614
	<i>o/w Anomabo Fisheries College</i>		120,000	-	1,909,873	33,264,000			35,293,873	35,293,873
17	Ministry of Lands and Natural Resources	365,451,904	108,039,617	25,615,609	9,444,053	9,277,251	826,964,587	225,600,000	1,570,393,021	1,570,393,021
	<i>o/w MLNR Hqtrs and Agencies</i>	365,451,904	976,080	-	-	-	826,964,587	225,600,000	1,418,992,571	1,418,992,571
	<i>o/w National Afforestation Programme</i>		80,000,000	-	-	-			80,000,000	80,000,000
	<i>o/w Ghana Integrated Aluminium Dev't Company</i>		2,264,599	-	2,987,093	3,574,851			8,826,542	8,826,542
	<i>o/w Operation Vanguard (Anti-Galamsey Operations and REGSEC)</i>		2,560,000	-	-	-			2,560,000	2,560,000
	<i>o/w Boundary Settlement Commission</i>		1,656,000	-	-	-			1,656,000	1,656,000
	<i>o/w Ghana Integrated Iron and Steel Development Corp.</i>		1,171,200	25,615,609	2,832,000	5,702,400			35,321,209	35,321,209
	<i>o/w Green Ghana Project</i>		2,003,739	-	-	-			2,003,739	2,003,739
	<i>o/w Alternative Employment and Livelihood Project</i>		17,408,000	-	3,624,960	-			21,032,960	21,032,960
18	Ministry of Trade and Industry	83,531,746	31,281,664	-	27,206,080	321,774,084	357,728,737	-	821,522,311	821,522,311
	<i>o/w MOTI Hqtrs and Agencies</i>	83,531,746	2,178,280	-	774,080	-	357,728,737	-	444,212,842	444,212,842
	<i>o/w One District One Factory Programme</i>		3,090,048	-	26,432,000	321,774,084			351,296,132	351,296,132
	<i>o/w Africa Continental Free Trade Area Secretariat</i>		24,000,000	-	-	-			24,000,000	24,000,000
	<i>o/w Business Development</i>		2,013,336	-	-	-			2,013,336	2,013,336
19	Ministry of Tourism, Arts and Culture	64,310,142	1,609,640	-	75,935,360	-	31,659,112	278,400,000	451,914,254	451,914,254
	<i>o/w MoTAC Hqtrs and Agencies</i>	64,310,142	1,609,640	-	415,360	-	31,659,112	278,400,000	376,394,254	376,394,254
	<i>o/w National Cathedral Project</i>		-	-	75,520,000	-			75,520,000	75,520,000
20	Ministry of Environment, Science, Tech. and Innovation	300,948,601	2,498,240	-	1,166,784	-	406,231,977	-	710,845,602	710,845,602
	<i>o/w MESTI Hqtrs and Agencies</i>	300,948,601	2,150,240	-	792,960	-	406,231,977		710,123,778	710,123,778
	<i>o/w Science and Technology Project</i>		348,000	-	373,824	-			721,824	721,824
21	Ministry of Energy	5,869,091	10,310,360	3,975,000	25,263,811	81,803,684	290,585,709	922,200,000	1,340,007,654	1,340,007,654
	<i>o/w MoEN Hqtrs and Agencies</i>	5,869,091	8,231,320	-	24,650,181	74,319,284	290,585,709	922,200,000	1,325,855,585	1,325,855,585
	<i>o/w Petroleum Hub</i>		473,321	3,975,000	613,629	7,484,400			12,546,350	12,546,350
	<i>o/w Nuclear Energy</i>		1,605,720	-	-	-			1,605,720	1,605,720

Appendix 4C: MDA Expenditure Allocation (GH¢) – 2025 Infrastructure Sector (Summary)

Sn.	Ministries / Departments & Agencies	Compensation of Employees	Goods & Services		CAPEX		IGF	DP Funds	Sub-Total	Grand Total
		GoG	GoG	ABFA	GoG	ABFA				
	Infrastructure	181,250,818	20,913,919	-	454,718,082	4,590,312,196	1,035,161,913	6,373,363,922	12,655,720,850	12,655,720,850
22	Ministry of Water Resources and Sanitation	25,057,899	4,833,666	-	2,788,228	79,577,942	48,595,567	2,053,200,000	2,214,053,302	2,214,053,302
	<i>o/w MoSWR Hqtrs and Agencies</i>	25,057,899	844,600	-	415,360	-	48,595,567	2,053,200,000	2,128,113,426	2,128,113,426
	<i>o/w Water and Sanitation Initiative</i>		3,989,066	-	2,372,868	79,577,942			85,939,876	85,939,876
23	Ministry of Works and Housing	24,303,391	952,680	-	32,880,844	498,186,335	10,991,928	-	567,315,178	567,315,178
	<i>o/w MoWH Hqtrs and Agencies</i>	24,303,391	952,680	-	14,618,331	146,157,471	10,991,928		197,023,801	197,023,801
	<i>o/w Dredging of White Volta</i>		-	-	8,269,440	-			8,269,440	8,269,440
	<i>o/w Affordable Housing</i>		-	-	9,993,073	352,028,864			362,021,937	362,021,937
24	Ministry of Roads and Highways	77,195,382	997,799	-	391,651,381	3,798,289,742	34,988,139	3,132,000,000	7,435,122,443	7,435,122,443
	<i>o/w MoRH Hqtrs and Agencies</i>	77,195,382	997,799	-	-	-	34,988,139	3,132,000,000	3,245,181,321	3,245,181,321
	<i>o/w Roads Infrastructure</i>		-	-	391,651,381	3,798,289,742			4,189,941,123	4,189,941,123
25	Ministry of Communications and Digitalisation	38,587,965	8,912,192	-	930,558	-	524,411,301	87,000,000	659,842,016	659,842,016
	<i>o/w MoC Hqtrs and Agencies</i>	38,587,965	7,248,524	-	526,514	-	524,411,301	87,000,000	657,774,304	657,774,304
	<i>o/w Cyber Security Authority</i>		1,063,668	-	404,044	-			1,467,712	1,467,712
	<i>o/w NITA Data Charges</i>		600,000	-	-	-			600,000	600,000
26	Ministry of Railways Development	5,797,270	2,463,981	-	1,887,879	190,080,000	6,748,266	261,000,000	467,977,396	467,977,396
	<i>o/w MoRD Hqtrs and Agencies</i>	5,797,270	400,560	-	-	-	6,748,266	261,000,000	273,946,096	273,946,096
	<i>o/w Railways Development</i>		2,063,421	-	1,887,879	190,080,000			194,031,301	194,031,301
27	Ministry of Transport	10,308,910	2,753,600	-	24,579,192	24,178,176	409,426,714	840,163,922	1,311,410,514	1,311,410,514
	<i>o/w MoT Hqtrs and Agencies</i>	10,308,910	1,472,000	-	19,778,008	-	409,426,714	840,163,922	1,281,149,554	1,281,149,554
	<i>o/w Fish Landing Sites</i>		921,600	-	4,531,200	24,178,176			29,630,976	29,630,976
	<i>o/w Aircraft Accident/Incident Investigation & Prevention Bureau</i>		360,000	-	269,984	-			629,984	629,984

Appendix 4C: MDA Expenditure Allocation (GH¢) – 2025

Social Sector (Summary)

Sn.	Ministries / Departments & Agencies	Compensation of Employees	Goods & Services		CAPEX		IGF	DP Funds	Sub-Total	Grand Total
		GoG	GoG	ABFA	GoG	ABFA				
	Social	23,657,258,589	1,626,562,306	4,401,657,848	17,222,859	190,748,397	8,964,411,774	3,756,356,370	42,614,218,144	42,614,218,144
28	Ministry of Education	15,184,667,588	325,069,726	4,401,657,848	2,082,464	35,744,544	3,171,894,790	1,165,800,000	24,286,916,961	24,286,916,961
	o/w MoE Hqtrs and Agencies	14,934,610,539	23,242,000	-	2,082,464	-	3,171,894,790	1,165,800,000	19,297,629,793	19,297,629,793
	o/w Free Senior High School Programme		240,000,000	4,401,657,848	-	-			4,641,657,848	4,641,657,848
	o/w Existing Interventions in Education		21,000,000	-	-	-			21,000,000	21,000,000
	o/w Construction of Regional STEM Centres		-	-	-	35,744,544			35,744,544	35,744,544
	o/w WAEC / Exam Fee		40,827,726	-	-	-			40,827,726	40,827,726
	o/w Teacher Trainee Allowances	250,057,050	-	-	-	-			250,057,050	250,057,050
29	Ministry of Employment and Labour Relations	41,641,911	1,714,160	-	1,034,851	-	3,100,998	-	47,491,919	47,491,919
30	National Pensions Regulatory Authority						167,219,073		167,219,073	167,219,073
31	Ministry of Youth and Sports	29,050,995	11,763,660	-	1,585,681	-	4,397,478	-	46,797,814	46,797,814
	o/w MoYs Hqtrs and Agencies	29,050,995	11,763,660	-	1,585,681	-	4,397,478		46,797,814	46,797,814
	o/w All African Games								-	-
32	National Commission for Civic Education	78,972,766	4,820,000	-	1,899,989	-			85,692,754	85,692,754
33	Ministry of Chieftaincy and Religious Affairs	38,259,133	2,264,320	-	4,848,950	-			45,372,403	45,372,403
34	Ministry of Health	8,243,866,955	21,098,808	-	3,801,551	155,003,853	5,617,251,063	2,242,556,370	16,283,578,600	16,283,578,600
	o/w MoH Hqtrs and Agencies	7,796,657,081	16,881,840	-	674,016	-	5,617,251,063	2,242,556,370	15,674,020,370	15,674,020,370
	o/w Mental Health		1,125,000	-	-	-			1,125,000	1,125,000
	o/w Health Infrastructure		-	-	598,362	119,363,853			119,962,215	119,962,215
	o/w e-Health Project		-	-	-	35,640,000			35,640,000	35,640,000
	o/w Ghana Psychological Council		1,620,000	-	200,444	-			1,820,444	1,820,444
	o/w COVID-19 Vaccines (Operational & Procurement)		1,471,968	-	-	-			1,471,968	1,471,968
	o/w National COVID-19 Response		-	-	2,328,730	-			2,328,730	2,328,730
	o/w Nursing Trainee Allowances	447,209,874	-	-	-	-			447,209,874	447,209,874
35	Ministry of Gender, Children and Social Protection	36,043,390	1,257,422,992	-	1,019,142	-	548,373	348,000,000	1,643,033,897	1,643,033,897
	o/w MGCSOP Hqtrs and Agencies	36,043,390	2,746,320	-	1,019,142	-	548,373	348,000,000	388,357,225	388,357,225
	o/w Livelihood Empowerment Against Poverty		477,876,672	-	-	-			477,876,672	477,876,672
	o/w School Feeding Programme		775,200,000	-	-	-			775,200,000	775,200,000
	o/w Domestic Violence Fund		800,000	-	-	-			800,000	800,000
	o/w Child / Human Trafficking Fund		800,000	-	-	-			800,000	800,000
36	National Labour Commission	4,755,852	2,408,640	-	950,230	-			8,114,723	8,114,723

Appendix 4C: MDA Expenditure Allocation (GH¢) – 2025 Public Safety Sector (Summary)

Sn.	Ministries / Departments & Agencies	Compensation of Employees	Goods & Services		CAPEX		IGF	DP Funds	Sub-Total	Grand Total
		GoG	GoG	ABFA	GoG	ABFA				
	Public Safety	10,400,327,045	234,273,464	-	134,853,899	261,360,000	439,749,647	591,558,588	12,062,122,643	12,062,122,643
37	Office of the Attorney-General and Ministry of Justice	160,927,122	5,483,560	-	14,336,800	-	231,054,306	-	411,801,787	411,801,787
	o/w MoJ Hqtrs and Agencies	160,927,122	5,483,560	-	1,975,981	-	58,798,722		227,185,385	227,185,385
	o/w Office of the Registrar of Companies	-	-	-	-	-	172,255,584		172,255,584	172,255,584
	o/w Construction of Law House		-	-	12,360,819	-			12,360,819	12,360,819
38	Office of the Legal Aid Commission	20,321,672	1,156,520	-	279,990	-	71,020		21,829,202	21,829,202
39	Ministry of Defence	3,246,340,586	26,453,800	-	48,934,983	261,360,000	31,390,729	591,558,588	4,206,038,685	4,206,038,685
	o/w MoD Hqtrs and Agencies	3,246,340,586	17,689,400	-	436,128	-	31,390,729	591,558,588	3,887,415,431	3,887,415,431
	o/w Construction of Forward Operating Base/ Northern Border Security		764,400	-	38,865,197	261,360,000			300,989,597	300,989,597
	o/w Defence Advisory Services		8,000,000						8,000,000	8,000,000
	o/w Ammunitions and other Accoutrements		-	-	9,633,657	-			9,633,657	9,633,657
40	Commission on Human Rights and Administrative Justice	43,309,145	1,930,950	-	1,027,072	-		-	46,267,167	46,267,167
41	Judicial Service	389,195,051	7,873,110	-	5,461,538	-	54,662,320	-	457,192,020	457,192,020
	o/w Judicial Service Hqtrs and Agencies	389,195,051	2,481,696	-	2,499,489	-	54,662,320		448,838,557	448,838,557
	o/w Judiciary		5,391,414	-	2,962,049	-			8,353,463	8,353,463
42	Ministry of the Interior	5,668,458,594	18,999,080	-	14,575,634	-	122,571,272	-	5,824,604,580	5,824,604,580
	o/w MoI Hqtrs and Agencies	5,668,458,594	18,999,080	-	4,941,977	-	122,571,272		5,814,970,923	5,814,970,923
	o/w Ammunitions and other Accoutrements		-	-	9,633,657	-			9,633,657	9,633,657
43	Ministry of National Security	800,555,343	144,952,940	-	25,344,602	-	-	-	970,852,885	970,852,885
	o/w MoNS Hqtrs and Agencies	800,555,343	65,272,940	-	25,344,602	-			891,172,885	891,172,885
	o/w National Security Operations		79,680,000	-	-	-			79,680,000	79,680,000
44	Office of the Special Prosecutor	71,219,532	27,423,504	-	24,893,280	-			123,536,316	123,536,316
	Sub-Total MDAs	38,866,807,643	2,960,034,093	5,392,622,631	1,182,495,121	6,505,258,473	13,047,598,933	16,784,821,600	84,739,638,494	84,739,638,494

Appendix 4C: MDA Expenditure Allocation (GH¢) – 2025 Multi-Sectoral (Summary)

Sn.	Ministries / Departments & Agencies	Compensation of Employees	Goods & Services		CAPEX		IGF	DP Funds	Sub-Total	Other Government Obligations	Grand Total
		GoG	GoG	ABFA	GoG	ABFA					
	Multi-Sectoral	22,343,019,435	6,329,313,367	-	5,847,523,138	2,662,200,000	273,775,484	-	37,455,831,424	187,527,262,877	224,983,094,301
45	General Government Services	13,827,188,147	5,173,816,172	-	960,406,745	2,662,200,000	-	-	22,623,611,063	-	22,623,611,063
	o/w Other General Government Services Expenditures		455,734,466	-	666,754,777	-			1,122,489,243	-	1,122,489,243
	o/w Accra-Tema Motorway Project (Equity and VGF for GLIF SPV)					2,662,200,000			2,662,200,000		2,662,200,000
	o/w Provision for Compensation Adjustments	13,827,188,147							13,827,188,147		13,827,188,147
	o/w Public Debt Management								-		-
46	Subscription		126,927,322	-	-	-			126,927,322	-	126,927,322
47	Contingency Vote		1,028,569,873	-	4,887,116,394	-			5,915,686,267	-	5,915,686,267
48	Pensions	2,530,161,188							2,530,161,188	-	2,530,161,188
49	Gratuities	608,259,219							608,259,219	-	608,259,219
50	Social Security	5,377,410,882							5,377,410,882	-	5,377,410,882
51	Interest Payments								-	67,839,797,849	67,839,797,849
52	Subsidies on Petroleum products								-	404,435,872	404,435,872
53	National Health Fund						273,775,484		273,775,484	4,589,714,141	4,863,489,624
54	Education Trust Fund	-	-	-	-	-	-	-	-	3,911,871,905	3,911,871,905
55	Road Fund	-	-	-	-	-	-	-	-	1,694,116,049	1,694,116,049
56	Petroleum Related Funds	-	-	-	-	-	-	-	-	40,592,172	40,592,172
57	Dist. Ass. Common Fund	-	-	-	-	-	-	-	-	6,611,823,865	6,611,823,865
	o/w ABFA	-	-	-	-	-	-	-	-	898,770,439	898,770,439
58	Ghana Infrastructure Fund (ABFA Capex)	-	-	-	-	-	-	-	-	2,516,557,228	2,516,557,228
59	Transfer to GNPC from Oil Revenue	-	-	-	-	-	-	-	-	2,007,210,671	2,007,210,671
60	Other Earmarked Funds	-	-	-	-	-	-	-	-	8,681,460,554	8,681,460,554
61	Social Benefits (Lifeline Consumers of Electricity)	-	-	-	-	-	-	-	-	659,376,672	659,376,672
62	Other Expenditures	-	-	-	-	-	-	-	-	32,061,549,824	32,061,549,824
	ESLA Transfers	-	-	-	-	-	-	-	-	7,119,550,471	7,119,550,471
	Energy Sector Payment Shortfalls	-	-	-	-	-	-	-	-	24,941,999,353	24,941,999,353
63	Arrears Clearance (net change)	-	-	-	-	-	-	-	-	7,700,000,000	7,700,000,000
64	Amortisation	-	-	-	-	-	-	-	-	48,808,756,074	48,808,756,074
	GRAND TOTAL	61,209,827,078	9,289,347,460	5,392,622,631	7,030,018,259	9,167,458,473	13,321,374,416	16,784,821,600	122,195,469,918	187,527,262,877	309,722,732,795

Appendix 4D: MDA Expenditure Allocation (GH¢) – 2026 Administration Sector (Summary)

Sn.	Ministries / Departments & Agencies	Compensation of Employees	Goods & Services		CAPEX		IGF	DP Funds	Sub-Total	Grand Total
		GoG	GoG	ABFA	GoG	ABFA				
	Administration	3,715,425,764	1,179,030,667	8,849,008	587,245,407	453,830,675	578,428,551	4,661,220,000	11,184,030,073	11,184,030,073
1	Office of Government Machinery	262,645,267	523,916,075	-	292,827,616	404,234,407	140,626,798	-	1,624,250,164	1,624,250,164
	o/w OGM Hqtrs and Agencies	262,645,267	206,351,142	-	35,099,540	-	140,626,798		644,722,747	644,722,747
	o/w Public Enterprises		525,876	-	271,334	-			797,210	797,210
	o/w Scholarship Secretariat		232,201,881	-	-	-			232,201,881	232,201,881
	o/w Micro Finance and Small Loans Centre		14,976,000	-	-	-			14,976,000	14,976,000
	o/w National Identification Authority		24,128,000	-	19,438,848	-			43,566,848	43,566,848
	o/w Zongo Development Fund		25,385,984	-	-	-			25,385,984	25,385,984
	o/w Infrastructure for Poverty Eradication Programme (SDI Secretariat and Dev't Authorities)		14,419,192	-	237,045,952	404,234,407			655,699,551	655,699,551
	o/w Home Rental Scheme		4,680,000	-	-	-			4,680,000	4,680,000
	o/w Council of State		1,248,000	-	971,942	-			2,219,942	2,219,942
2	Office of the Head of Civil Service	25,723,884	4,437,264	-	400,386	-	8,676,373	-	39,237,907	39,237,907
	o/w OHCS Hqtrs and Agencies	25,723,884	1,005,264	-	400,386	-	8,676,373		35,805,907	35,805,907
	o/w Promotion/ Recruitment/ Training		3,432,000	-	-	-			3,432,000	3,432,000
3	Parliament of Ghana	385,461,685	215,294,820	-	94,494,400	-			695,250,905	695,250,905
4	Audit Service	470,570,276	13,767,000	-	1,802,481	-			486,139,757	486,139,757
5	Public Services Commission	10,136,845	2,146,196	-	609,894	-	30,758		12,923,692	12,923,692
6	Electoral Commission	79,173,663	321,360,000	-	1,322,922	-	29,370		401,885,954	401,885,954
7	Ministry of Foreign Affairs and Regional Integration	746,584,446	12,515,308	-	566,966	-	144,323,571		903,990,291	903,990,291
8	Ministry of Finance	591,675,787	42,776,396	8,849,008	22,679,059	721,948	228,110,802	3,419,200,000	4,314,013,000	4,314,013,000
	o/w MoF Hqtrs and Agencies	591,675,787	21,976,396	-	22,679,059	-	228,110,802	3,419,200,000	4,283,642,044	4,283,642,044
	o/w Public Interest and Accountability Committee		-	8,849,008	-	721,948			9,570,956	9,570,956
	o/w NEIP		20,800,000	-	-	-			20,800,000	20,800,000
	Ministry of Local Government, Decentralisation and Rural Development	994,593,768	29,837,950	-	163,279,034	48,874,320	12,682,994	1,242,020,000	2,491,288,066	2,491,288,066
	o/w MLGDRD Hqtrs and Agencies	46,715,978	2,488,200	-	135,304,965	-	12,682,994	1,242,020,000	1,439,212,137	1,439,212,137
	o/w Local Government Service (incl. RCCs and MMDAs)	947,877,790	27,349,750	-	9,885,140	-			985,112,680	985,112,680
	o/w Regional Reorganisation and Development		-	-	1,889,888	48,874,320			50,764,208	50,764,208
	o/w RCC Renovations		-	-	16,199,041	-			16,199,041	16,199,041
10	National Media Commission	7,025,272	1,229,124	-	1,750,306	-			10,004,702	10,004,702
11	National Development Planning Commission	8,308,548	5,275,077	-	327,528	-			13,911,153	13,911,153
12	Ministry of Information	116,164,195	2,893,488	-	1,133,933	-	43,947,886	-	164,139,502	164,139,502
	o/w MoI Hqtrs and Agencies	116,164,195	2,269,488	-	1,133,933	-	43,947,886		163,515,502	163,515,502
	o/w Government Communication		624,000	-	-	-			624,000	624,000
13	Right to Information Commission	13,636,806	1,040,000	-	5,448,277	-			20,125,084	20,125,084
14	Ministry of Parliamentary Affairs	3,725,323	2,541,968	-	602,604	-			6,869,895	6,869,895

Appendix 4D: MDA Expenditure Allocation (GH¢) – 2026 Economic Sector (Summary)

Sn.	Ministries / Departments & Agencies	Compensation of Employees	Goods & Services		CAPEX		IGF	DP Funds	Sub-Total	Grand Total
		GoG	GoG	ABFA	GoG	ABFA				
	Economic	963,453,111	222,739,058	1,181,782,016	236,005,994	1,155,290,993				
15	Ministry of Food and Agriculture	114,234,974	22,175,836	1,144,800,000	32,521,787	664,560,072	43,342,444	921,300,000	2,942,935,112	2,942,935,112
	o/w MoFA Hqtrs and Agencies	114,234,974	13,553,696	-	19,285,497	15,733,872	43,342,444	921,300,000	1,127,450,483	1,127,450,483
	o/w Planting for Food and Jobs		7,530,140	1,144,800,000	9,209,694	60,766,200			1,222,306,034	1,222,306,034
	o/w Irrigation Development		-	-	-	261,360,000			261,360,000	261,360,000
	o/w Tree Crops Development Authority		780,000	-	-	-			780,000	780,000
	o/w Pwalugu Multipurpose Dam Project		312,000	-	4,026,595	326,700,000			331,038,595	331,038,595
16	Ministry of Fisheries and Aquaculture Development	20,085,428	701,844	-	4,691,202	36,590,400	143,778,468	-	205,847,342	205,847,342
	o/w MoFAD Hqtrs and Agencies	20,085,428	545,844	-	1,960,084	-	143,778,468		166,369,824	166,369,824
	o/w Anomabo Fisheries College		156,000	-	2,731,118	36,590,400			39,477,518	39,477,518
17	Ministry of Lands and Natural Resources	369,471,874	140,451,502	32,212,016	13,504,996	10,204,976	1,019,451,497	112,000,000	1,697,296,862	1,697,296,862
	o/w MLNR Hqtrs and Agencies	369,471,874	1,268,904	-	-	-	1,019,451,497	112,000,000	1,502,192,276	1,502,192,276
	o/w National Afforestation Programme		104,000,000	-	-	-			104,000,000	104,000,000
	o/w Ghana Integrated Aluminium Dev't Company		2,943,978	-	4,271,543	3,932,336			11,147,857	11,147,857
	o/w Operation Vanguard (Anti-Galamsey Operations and REGSEC)		3,328,000	-	-	-			3,328,000	3,328,000
	o/w Boundary Settlement Commission		2,152,800	-	-	-			2,152,800	2,152,800
	o/w Ghana Integrated Iron and Steel Development Corp.		1,522,560	32,212,016	4,049,760	6,272,640			44,056,976	44,056,976
	o/w Green Ghana Project		2,604,860	-	-	-			2,604,860	2,604,860
	o/w Alternative Employment and Livelihood Project		22,630,400	-	5,183,693	-			27,814,093	27,814,093
18	Ministry of Trade and Industry	84,450,595	40,666,163	-	38,904,694	353,951,493	472,714,572	546,000,000	1,536,687,517	1,536,687,517
	o/w MOTI Hqtrs and Agencies	84,450,595	2,831,764	-	1,106,934	-	472,714,572	546,000,000	1,107,103,865	1,107,103,865
	o/w One District One Factory Programme		4,017,062	-	37,797,760	353,951,493			395,766,315	395,766,315
	o/w Africa Continental Free Trade Area Secretariat		31,200,000	-	-	-			31,200,000	31,200,000
	o/w Business Development		2,617,337	-	-	-			2,617,337	2,617,337
19	Ministry of Tourism, Arts and Culture	65,017,554	2,092,532	-	108,587,565	-	39,195,107	-	214,892,757	214,892,757
	o/w MoTAC Hqtrs and Agencies	65,017,554	2,092,532	-	593,965	-	39,195,107		106,899,157	106,899,157
	o/w National Cathedral Project		-	-	107,993,600	-			107,993,600	107,993,600
20	Ministry of Environment, Science, Tech. and Innovation	304,259,035	3,247,712	-	1,668,501	-	458,540,430	-	767,715,678	767,715,678
	o/w MESTI Hqtrs and Agencies	304,259,035	2,795,312	-	1,133,933	-	458,540,430		766,728,709	766,728,709
	o/w Science and Technology Project		452,400	-	534,568	-			986,968	986,968
21	Ministry of Energy	5,933,651	13,403,468	4,770,000	36,127,249	89,984,052	342,402,242	829,800,000	1,322,420,662	1,322,420,662
	o/w MoEN Hqtrs and Agencies	5,933,651	10,700,716	-	35,249,759	81,751,212	342,402,242	829,800,000	1,305,837,580	1,305,837,580
	o/w Petroleum Hub		615,317	4,770,000	877,490	8,232,840			14,495,647	14,495,647
	o/w Nuclear Energy		2,087,435	-	-	-			2,087,435	2,087,435

Appendix 4D: MDA Expenditure Allocation (GH¢) – 2026 Infrastructure Sector (Summary)

Sn.	Ministries / Departments & Agencies	Compensation of Employees	Goods & Services		CAPEX		IGF	DP Funds	Sub-Total	Grand Total
		GoG	GoG	ABFA	GoG	ABFA				
	Infrastructure	183,244,577	27,188,094	-	584,692,043	6,343,840,347	1,137,288,818	6,424,600,000	14,700,853,879	14,700,853,879
22	Ministry of Water Resources and Sanitation	25,333,536	6,283,765	-	3,987,166	87,535,737	53,290,232	2,220,400,000	2,396,830,436	2,396,830,436
	<i>o/w MoSWR Hqtrs and Agencies</i>	25,333,536	1,097,980	-	593,965	-	53,290,232	2,220,400,000	2,300,715,713	2,300,715,713
	<i>o/w Water and Sanitation Initiative</i>		5,185,785	-	3,393,202	87,535,737			96,114,723	96,114,723
23	Ministry of Works and Housing	24,570,729	1,238,484	-	47,019,607	548,004,968	12,633,361	-	633,467,150	633,467,150
	<i>o/w MoWH Hqtrs and Agencies</i>	24,570,729	1,238,484	-	20,904,213	160,773,218	12,633,361		220,120,005	220,120,005
	<i>o/w Dredging of White Volta</i>		-	-	11,825,299	-			11,825,299	11,825,299
	<i>o/w Affordable Housing</i>		-	-	14,290,095	387,231,750			401,521,845	401,521,845
24	Ministry of Roads and Highways	78,044,532	1,297,139	-	494,506,659	5,472,615,649	39,224,767	2,839,200,000	8,924,888,745	8,924,888,745
	<i>o/w MoRH Hqtrs and Agencies</i>	78,044,532	1,297,139	-	-	-	39,224,767	2,839,200,000	2,957,766,438	2,957,766,438
	<i>o/w Roads Infrastructure</i>		-	-	494,506,659	5,472,615,649			5,967,122,308	5,967,122,308
25	Ministry of Communications and Digitalisation	39,012,433	11,585,850	-	1,330,698	-	577,454,011	-	629,382,992	629,382,992
	<i>o/w MoC Hqtrs and Agencies</i>	39,012,433	9,423,081	-	752,915	-	577,454,011		626,642,441	626,642,441
	<i>o/w Cyber Security Authority</i>		1,382,769	-	577,783	-			1,960,551	1,960,551
	<i>o/w NITA Data Charges</i>		780,000	-	-	-			780,000	780,000
26	Ministry of Railways Development	5,861,040	3,203,176	-	2,699,667	209,088,000	7,085,679	273,000,000	500,937,562	500,937,562
	<i>o/w MoRD Hqtrs and Agencies</i>	5,861,040	520,728	-	-	-	7,085,679	273,000,000	286,467,447	286,467,447
	<i>o/w Railways Development</i>		2,682,448	-	2,699,667	209,088,000			214,470,115	214,470,115
27	Ministry of Transport	10,422,308	3,579,680	-	35,148,245	26,595,994	447,600,767	1,092,000,000	1,615,346,993	1,615,346,993
	<i>o/w MoT Hqtrs and Agencies</i>	10,422,308	1,913,600	-	28,282,552	-	447,600,767	1,092,000,000	1,580,219,227	1,580,219,227
	<i>o/w Fish Landing Sites</i>		1,198,080	-	6,479,616	26,595,994			34,273,690	34,273,690
	<i>o/w Aircraft Accident/Incident Investigation & Prevention Bureau</i>		468,000	-	386,077	-			854,077	854,077

Appendix 4D: MDA Expenditure Allocation (GH¢) – 2026 Social Sector (Summary)

Sn.	Ministries / Departments & Agencies	Compensation of Employees	Goods & Services		CAPEX		IGF	DP Funds	Sub-Total	Grand Total
		GoG	GoG	ABFA	GoG	ABFA				
	Social	23,917,488,433	2,009,398,130	3,780,122,654	24,628,689	209,823,237	10,579,553,328	2,713,758,000	43,234,772,471	43,234,772,471
28	Ministry of Education	15,351,698,932	422,590,644	3,780,122,654	2,977,924	39,318,998	3,444,800,069	1,190,600,000	24,232,109,221	24,232,109,221
	o/w MoE Hqtrs and Agencies	15,098,891,255	30,214,600	-	2,977,924	-	3,444,800,069	1,190,600,000	19,767,483,847	19,767,483,847
	o/w Free Senior High School Programme		312,000,000	3,780,122,654	-	-			4,092,122,654	4,092,122,654
	o/w Existing Interventions in Education		27,300,000	-	-	-			27,300,000	27,300,000
	o/w Construction of Regional STEM Centres		-	-	-	39,318,998			39,318,998	39,318,998
	o/w WAEC / Exam Fee		53,076,044	-	-	-			53,076,044	53,076,044
	o/w Teacher Trainee Allowances	252,807,677	-	-	-	-			252,807,677	252,807,677
29	Ministry of Employment and Labour Relations	42,099,972	2,228,408	-	1,479,836	-	3,205,932		49,014,147	49,014,147
30	National Pensions Regulatory Authority						217,671,946		217,671,946	217,671,946
31	Ministry of Youth and Sports	29,370,556	15,292,758	-	2,267,525	-	4,837,225	-	51,768,064	51,768,064
	o/w MoYs Hqtrs and Agencies	29,370,556	15,292,758	-	2,267,525	-	4,837,225		51,768,064	51,768,064
	o/w All African Games									-
32	National Commission for Civic Education	79,841,466	6,266,000	-	2,716,984	-		-	88,824,450	88,824,450
33	Ministry of Chieftaincy and Religious Affairs	38,679,983	2,943,616	-	6,933,999	-		-	48,557,598	48,557,598
34	Ministry of Health	8,334,549,491	27,428,450	-	5,436,218	170,504,239	6,908,468,865	1,523,158,000	16,969,545,263	16,969,545,263
	o/w MoH Hqtrs and Agencies	7,882,420,309	21,946,392	-	963,843	-	6,908,468,865	1,523,158,000	16,336,957,409	16,336,957,409
	o/w Mental Health		1,462,500	-	-	-			1,462,500	1,462,500
	o/w Health Infrastructure		-	-	855,657	131,300,239			132,155,896	132,155,896
	o/w e-Health Project		-	-	-	39,204,000			39,204,000	39,204,000
	o/w Ghana Psychological Council		2,106,000	-	286,634	-			2,392,634	2,392,634
	o/w COVID-19 Vaccines (Operational & Procurement)		1,913,558	-	-	-			1,913,558	1,913,558
	o/w National COVID-19 Response		-	-	3,330,084	-			3,330,084	3,330,084
	o/w Nursing Trainee Allowances	452,129,182	-	-	-	-			452,129,182	452,129,182
35	Ministry of Gender, Children and Social Protection	36,439,867	1,529,517,022	-	1,457,374	-	569,290	-	1,567,983,553	1,567,983,553
	o/w MGCSOP Hqtrs and Agencies	36,439,867	3,570,216	-	1,457,374	-	569,290		42,036,747	42,036,747
	o/w Livelihood Empowerment Against Poverty		516,106,806	-	-	-			516,106,806	516,106,806
	o/w School Feeding Programme		1,007,760,000	-	-	-			1,007,760,000	1,007,760,000
	o/w Domestic Violence Fund		1,040,000	-	-	-			1,040,000	1,040,000
	o/w Child / Human Trafficking Fund		1,040,000	-	-	-			1,040,000	1,040,000
36	National Labour Commission	4,808,167	3,131,232	-	1,358,829	-			9,298,228	9,298,228

Appendix 4D: MDA Expenditure Allocation (GH¢) – 2026 Public Safety Sector (Summary)

Sn.	Ministries / Departments & Agencies	Compensation of Employees	Goods & Services		CAPEX		IGF	DP Funds	Sub-Total	Grand Total
		GoG	GoG	ABFA	GoG	ABFA				
	Public Safety	10,514,730,642	304,555,503	-	192,841,076	287,496,000	483,176,641	163,800,000	11,946,599,862	11,946,599,862
37	Office of the Attorney-General and Ministry of Justice	162,697,320	7,128,628	-	20,501,624	-	252,721,741	-	443,049,313	443,049,313
	o/w MoJ Hqtrs and Agencies	162,697,320	7,128,628	-	2,825,653	-	63,894,270	-	236,545,870	236,545,870
	o/w Office of the Registrar of Companies	-	-	-	-	-	188,827,471	-	188,827,471	188,827,471
	o/w Construction of Law House	-	-	-	17,675,971	-	-	-	17,675,971	17,675,971
38	Office of the Legal Aid Commission	20,545,210	1,503,476	-	400,386	-	78,353	-	22,527,425	22,527,425
39	Ministry of Defence	3,282,050,332	34,389,940	-	69,977,025	287,496,000	32,836,086	163,800,000	3,870,549,384	3,870,549,384
	o/w MoD Hqtrs and Agencies	3,282,050,332	22,996,220	-	623,663	-	32,836,086	163,800,000	3,502,306,302	3,502,306,302
	o/w Construction of Forward Operating Base/ Northern Border Security	-	993,720	-	55,577,232	287,496,000	-	-	344,066,952	344,066,952
	o/w Defence Advisory Services	-	10,400,000	-	-	-	-	-	10,400,000	10,400,000
	o/w Ammunitions and other Accoutrements	-	-	-	13,776,130	-	-	-	13,776,130	13,776,130
40	Commission on Human Rights and Administrative Justice	43,785,546	2,510,235	-	1,468,713	-	-	-	47,764,494	47,764,494
41	Judicial Service	393,476,197	10,235,043	-	7,810,000	-	60,128,552	-	471,649,792	471,649,792
	o/w Judicial Service Hqtrs and Agencies	393,476,197	3,226,205	-	3,574,270	-	60,128,552	-	460,405,224	460,405,224
	o/w Judiciary	-	7,008,838	-	4,235,730	-	-	-	11,244,569	11,244,569
42	Ministry of the Interior	5,730,811,638	24,698,804	-	20,843,157	-	137,411,908	-	5,913,765,507	5,913,765,507
	o/w MoI Hqtrs and Agencies	5,730,811,638	24,698,804	-	7,067,027	-	137,411,908	-	5,899,989,378	5,899,989,378
	o/w Ammunitions and other Accoutrements	-	-	-	13,776,130	-	-	-	13,776,130	13,776,130
43	Ministry of National Security	809,361,451	188,438,822	-	36,242,780	-	-	-	1,034,043,054	1,034,043,054
	o/w MoNS Hqtrs and Agencies	809,361,451	84,854,822	-	36,242,780	-	-	-	930,459,054	930,459,054
	o/w National Security Operations	-	103,584,000	-	-	-	-	-	103,584,000	103,584,000
44	Office of the Special Prosecutor	72,002,947	35,650,555	-	35,597,390	-	-	-	143,250,893	143,250,893
	Sub-Total MDAs	39,294,342,527	3,742,911,453	4,970,753,678	1,625,413,208	8,450,281,252	15,297,872,097	16,372,478,000	89,754,052,216	89,754,052,216

Appendix 4D: MDA Expenditure Allocation (GH¢) – 2026 Multi-Sectoral (Summary)

Sn.	Ministries / Departments & Agencies	Compensation of Employees	Goods & Services		CAPEX		IGF	DP Funds	Sub-Total	Other Government Obligations	Grand Total
		GoG	GoG	ABFA	GoG	ABFA					
	Multi-Sectoral	31,096,958,613	9,573,558,321	-	12,664,611,343	-	288,713,055	-	53,623,841,332	192,252,633,288	245,876,474,620
45	General Government Services	21,303,752,632	4,601,797,767	-	2,371,538,751	-	-	-	28,277,089,149	-	28,277,089,149
	o/w Other General Government Services Expenditures		799,592,319	-	1,951,616,436	-			2,751,208,756		2,751,208,756
	o/w Accra-Tema Motorway Project (Equity and VGF for GILF SPV)								-		-
	o/w Provision for Compensation Adjustments	21,303,752,632							21,303,752,632		21,303,752,632
	o/w Public Debt Management								-		-
46	Subscription		665,005,518	-	-	-			665,005,518		665,005,518
47	Contingency Vote		4,306,755,035	-	10,293,072,593	-			14,599,827,628		14,599,827,628
48	Pensions	2,909,685,366							2,909,685,366		2,909,685,366
49	Gratuities	699,498,101							699,498,101		699,498,101
50	Social Security	6,184,022,514							6,184,022,514		6,184,022,514
51	Interest Payments								-	72,866,919,170	72,866,919,170
52	Subsidies on Petroleum products								-	444,879,460	444,879,460
53	National Health Fund						288,713,055		288,713,055	5,266,089,979	5,554,803,034
54	Education Trust Fund								-	4,561,571,408	4,561,571,408
55	Road Fund								-	2,030,915,198	2,030,915,198
56	Petroleum Related Funds								-	48,662,109	48,662,109
57	Dist. Ass. Common Fund								-	7,454,432,208	7,454,432,208
	o/w ABFA								-	828,458,946	828,458,946
58	Ghana Infrastructure Fund (ABFA Capex)								-	2,319,685,050	2,319,685,050
59	Transfer to GNPC from Oil Revenue								-	2,156,873,043	2,156,873,043
60	Other Earmarked Funds								-	9,967,848,975	9,967,848,975
61	Social Benefits (Lifeline Consumers of Electricity)								-	715,756,806	715,756,806
62	Other Expenditures	-	-	-	-	-	-	-	-	34,138,890,453	34,138,890,453
	ESLA Transfers								-	8,050,132,509	8,050,132,509
	Energy Sector Payment Shortfalls								-	26,088,757,944	26,088,757,944
63	Arrears Clearance (net change)								-	8,052,794,646	8,052,794,646
64	Amortisation								-	42,227,314,783	42,227,314,783
	GRAND TOTAL	70,391,301,141	13,316,469,774	4,970,753,678	14,290,024,551	8,450,281,252	15,586,585,152	16,372,478,000	143,377,893,548	192,252,633,288	335,630,526,836

Appendix 5: Breakdown of Projected ABFA Spending (GH¢) – 2023

#	ABFA Priority Area	Covered Entity / Item Description	Goods & Services	CAPEX	Total
			600,000,000	603,524,800	1,203,524,800
1	Agriculture including Fisheries	Ministry of Food and Agriculture			
		o/w MoFA Hqtrs and Agencies	-	12,040,000	12,040,000
		o/w Planting for Food and Jobs	600,000,000	46,500,000	646,500,000
		o/w Irrigation Development	-	200,000,000	200,000,000
		o/w Pwalugu Multipurpose Dam Project	-	250,000,000	250,000,000
		Ministry of Fisheries and Aquaculture Development			
		o/w Anomabo Fisheries College	-	28,000,000	28,000,000
		Ministry of Water Resources and Sanitation			
		o/w Water and Sanitation Initiative		66,984,800	66,984,800
			2,957,502,092	160,562,624	3,118,064,716
2	Physical Infrastructure and service delivery in Education and Health	Ministry of Education			
		o/w Free Senior High School Programme	2,957,502,092		2,957,502,092
		o/w Construction of Regional STEM Centres		30,088,000	30,088,000
		Ministry of Health			
		o/w Health Infrastructure		100,474,624	100,474,624
		o/w e-Health Project		30,000,000	30,000,000
			132,500,000	7,696,259,927	7,828,759,927
3	Roads, Rail and Other Critical Infrastructure	Ghana Infrastructure Fund (ABFA Capex)			
		o/w ABFA		1,727,452,820	1,727,452,820
		Dist. Ass. Common Fund			
		o/w ABFA		616,947,436	616,947,436
		Ministry of Roads and Highways			
		o/w Roads Infrastructure		2,206,383,898	2,206,383,898
		Ministry of Works and Housing			
		o/w MoWH Hqtrs and Agencies		123,028,174	123,028,174
		o/w Affordable Housing		203,728,000	203,728,000
		Ministry of Railways Development			
		o/w Railways Development		160,000,000	160,000,000
		Ministry of Transport			
		o/w Fish Landing Sites		20,352,000	20,352,000
		Ministry of Defence			
		o/w Construction of Forward Operating Base/ Northern Border Security		220,000,000	220,000,000
		General Government Services			
		o/w Accra-Tema Motorway Project (Equity and VGF for GIIF SPV)		1,975,000,000	1,975,000,000
		o/w GhanaCARES	130,000,000		130,000,000
		Ministry of Energy			
		o/w MoEN Hqtrs and Agencies		62,558,320	62,558,320
		o/w Petroleum Hub	2,500,000	6,300,000	8,800,000
		Ministry of Local Government, Decentralisation and Rural Development			
		o/w Regional Reorganisation and Development		37,400,000	37,400,000
		Office of Government Machinery			
		o/w Infrastructure for Poverty Eradication Programme (SDI Secretariat and Dev't Authorities)		337,109,280	337,109,280
			7,044,678	176,364,294	183,408,972
4	Industrialisation	Ministry of Trade and Industry			
		o/w One District One Factory Programme		168,555,160	168,555,160
		Ministry of Lands and Natural Resources			
		o/w Ghana Integrated Aluminium Dev't Company		3,009,134	3,009,134
		o/w Ghana Integrated Iron and Steel Development Corp.	7,044,678	4,800,000	11,844,678
			4,637,845	552,455	5,190,300
5	Public Interest and Accountability	Ministry of Finance			
		o/w Public Interest and Accountability Committee	4,637,845	552,455	5,190,300
		Grand Total	3,701,684,615	8,637,264,099	12,338,948,714

Appendix 6: Cost of Government Flagship Programmes (GH¢) – 2023

Sn	Programme Description	Total
1	<i>Roads Infrastructure</i>	2,639,473,980
2	<i>Free Senior High School Programme</i>	2,957,502,092
3	<i>Water and Sanitation Initiative</i>	74,484,764
4	<i>School Feeding Programme</i>	969,000,000
5	<i>Planting for Food and Jobs</i>	660,562,919
6	<i>Railways Development</i>	164,579,149
7	<i>Infrastructure for Poverty Eradication Programme</i>	526,573,888
8	<i>Livelihood Empowerment Against Poverty</i>	395,070,000
9	<i>Nursing Trainee Allowances</i>	265,200,000
10	<i>Teacher Trainee Allowances</i>	241,913,000
11	<i>One District One Factory Programme</i>	200,417,720
12	<i>Regional Reorganisation and Development</i>	38,800,000
13	<i>National Identification Authority</i>	37,600,000
14	<i>Fish Landing Sites</i>	26,304,000
15	<i>Zongo Development Fund</i>	24,409,600
16	<i>Micro Finance and Small Loans Centre</i>	14,400,000
	Sub-Total MDAs	9,236,291,111

APPENDIX 7: 2023 OLGS AND RCCS Budget Ceilings

Sn.	Ministries / Departments & Agencies	Staff Strength	2023 COE Cost
	Administration	54,563	3,555,310,516
1	Office of Government Machinery	3,681	251,326,642
2	Office of the Head of Civil Service	911	24,615,320
3	Parliament of Ghana	649	368,850,320
4	Audit Service	2,271	450,291,180
5	Public Services Commission	101	9,700,000
6	District Assemblies Common Fund	-	-
7	Electoral Commission	1,607	75,761,696
8	Ministry of Foreign Affairs and Regional Integration	1,027	714,410,595
9	Ministry of Finance	4,755	566,177,682
10	Ministry of Local Government, Decentralisation and Rural Development	36,361	951,732,024
11	National Media Commission	11	6,722,520
12	National Development Planning Commission	60	7,950,493
13	Ministry of Information	2,967	111,158,131
14	Right to Information Commission	119	13,049,132
15	Ministry of Parliamentary Affairs	43	3,564,781
	Economic	18,524	921,933,365
16	Ministry of Food and Agriculture	3,212	109,312,049
17	Ministry of Fisheries and Aquaculture Development	664	19,219,852
18	Ministry of Lands and Natural Resources	7,015	353,549,586
19	Ministry of Trade and Industry	1,524	80,811,220
20	Ministry of Tourism, Culture and Creative Arts	1,977	62,215,640
21	Ministry of Environment, Science, Tech. and Innovation	3,964	291,147,076
22	Ministry of Energy	168	5,677,942
	Infrastructure	4,182	175,347,702
23	Ministry of Water Resources and Sanitation	392	24,241,794
24	Ministry of Works and Housing	627	23,511,860
25	Ministry of Roads and Highways	1,789	74,681,224
26	Ministry of Communications and Digitalisation	967	37,331,203
27	Ministry of Railways Development	110	5,608,460
28	Ministry of Transport	297	9,973,161
	Social	574,862	22,886,770,870
29	Ministry of Education	387,074	14,690,121,703
30	Ministry of Employment and Labour Relations	1,008	40,285,685
31	Ministry of Youth and Sports	923	28,104,840
32	National Commission for Civic Education	1,912	76,400,720
33	Ministry of Chieftaincy and Religious Affairs	591	37,013,080
34	Ministry of Health	182,233	7,975,374,381
35	Ministry of Gender, Children and Social Protection	1,060	34,869,501
36	National Labour Commission	61	4,600,960
	Public Safety	152,109	10,061,601,227
37	Ministry of Justice and Attorney General's Department	1,465	155,685,924
38	Offices of the Legal Aid Commission	207	19,659,820
38	Ministry of Defence	36,487	3,140,611,279
40	Commission on Human Rights and Administrative Justice	1,210	41,898,620
41	Judicial Service	8,284	376,519,449
42	Ministry of the Interior	99,444	5,483,843,893
43	Ministry of National Security	4,761	774,482,243
44	Office of the Special Prosecutor	251	68,900,000
	Total	804,240	37,600,963,681

APPENDIX 7: 2023 OLGS AND RCCS Budget Ceilings

S/N	INSTITUTION	COMPENSATION	GOODS & SERVICES	CAPEX	CAPEX RCC RENOVATION
1	OHLGS	5,000,000	1,150,000	7,322,760	
2	GREATER ACCRA RCC				
	Office of Regional Coordinating Council	2,968,105	298,241	-	792,924
	Budget	734,438	28,855	150,000	-
	Agriculture Department (RADU)	633,693	20,280		-
	Social Welfare	350,235	18,133		
	Community Development	188,143	18,133		
	Public Works Department	950,530	12,049		
	Feeder Roads	783,511	12,049		
	Parks and Gardens	1,136,040	12,049		
	Environmental Health	569,030	16,105		
	Rural Housing	168,977	12,049		
3	VOLTA RCC				
	Office of Regional Coordinating Council	2,914,729	238,593	-	792,924
	Budget	155,547	27,438	150,000	-
	Agriculture Department (RADU)	1,037,733	18,133		-
	Social Welfare	729,723	16,105		
	Community Development	165,573	16,105		
	Public Works Department	738,118	10,140		
	Feeder Roads	647,268	10,140		
	Parks and Gardens	158,073	10,140		
	Environmental Health	354,426	14,316		
	Rural Housing	85,180	10,140		
4	OTI RCC				
	Office of Regional Coordinating Council	940,531	238,593	200,000	
	Budget	105,294	27,438	120,000	
	Agriculture Department (RADU)	183,613	18,133		-
	Social Welfare	148,600	16,105		
	Community Development	105,512	16,105		
	Public Works Department	183,159	10,140		
	Feeder Roads	116,097	10,140		
	Parks and Gardens	192,553	10,140		
	Environmental Health	190,567	14,316		
	Rural Housing	45,788	10,140		
5	EASTERN RCC				
	Office of Regional Coordinating Council	2,687,338	298,241	-	792,924
	Budget	173,350	53,184	150,000	-
	Agriculture Department (RADU)	873,523	20,280		-
	Social Welfare	2,195,989	18,133		
	Community Development	425,453	18,133		
	Public Works Department	740,840	12,049		
	Feeder Roads	784,296	12,049		
	Parks and Gardens	507,260	12,049		
	Environmental Health	90,605	16,105		
	Rural Housing	70,792	12,049		
6	CENTRAL RCC				
	Office of Regional Coordinating Council	2,191,607	286,311	-	792,924
	Budget	210,053	38,175	150,000	-
	Agriculture Department (RADU)	801,998	20,280		-
	Social Welfare	486,051	18,133		
	Community Development	275,919	18,133		
	Public Works Department	666,623	12,049		
	Feeder Roads	620,225	12,049		
	Parks and Gardens	30,860	12,049		
	Environmental Health	125,794	16,105		
	Rural Housing	30,518	12,049		

APPENDIX 7: 2023 OLGS AND RCCS Budget Ceilings

S/N	INSTITUTION	COMPENSATION	GOODS & SERVICES	CAPEX	CAPEX RCC RENOVATION
7	WESTERN RCC				
	Office of Regional Coordinating Council	2,262,869	238,593	-	792,924
	Budget	280,012	29,824	150,000	-
	Agriculture Department (RADU)	607,815	18,133		-
	Social Welfare	820,266	16,105		
	Community Development	303,131	16,105		
	Public Works Department	556,708	10,140		
	Feeder Roads	477,726	10,140		
	Parks and Gardens	435,023	10,140		
	Environmental Health	75,715	14,316		
	Rural Housing	57,592	10,140		
8	WESTERN NORTH RCC				
	Office of Regional Coordinating Council	840,531	238,593	200,000	
	Budget	105,294	27,438	120,000	-
	Agriculture Department (RADU)	183,613	18,133		-
	Social Welfare	148,600	16,105		
	Community Development	105,512	16,105		
	Public Works Department	183,159	10,140		
	Feeder Roads	116,097	10,140		
	Parks and Gardens	192,553	10,140		
	Environmental Health	190,567	14,316		
	Rural Housing	45,788	10,140		
9	ASHANTI RCC				
	Office of Regional Coordinating Council	4,807,144	298,241	-	792,924
	Budget	400,847	57,523	150,000	-
	Agriculture Department (RADU)	1,652,132	44,542		-
	Social Welfare	115,847	18,133		
	Community Development	488,326	18,133		
	Public Works Department	1,021,187	12,049		
	Feeder Roads	807,593	12,049		
	Parks and Gardens	1,131,015	12,049		
	Environmental Health	96,164	16,105		
	Rural Housing	90,959	12,049		
10	BONO RCC				
	Office of Regional Coordinating Council	2,909,799	238,593	-	792,924
	Budget	219,117	27,438	150,000	-
	Agriculture Department (RADU)	50,992	18,133		-
	Social Welfare	1,219,839	16,105		
	Community Development	366,081	16,105		
	Public Works Department	870,185	10,140		
	Feeder Roads	844,485	10,140		
	Parks and Gardens	782,142	10,140		
	Environmental Health	341,050	14,316		
	Rural Housing	119,335	10,140		
11	BONO EAST RCC				
	Office of Regional Coordinating Council	1,440,531	238,593	200,000	
	Budget	105,294	27,438	120,000	-
	Agriculture Department (RADU)	183,613	18,133		-
	Social Welfare	148,600	16,105		
	Community Development	105,512	16,105		
	Public Works Department	183,159	10,140		
	Feeder Roads	116,097	10,140		
	Parks and Gardens	192,553	10,140		
	Environmental Health	190,567	14,316		
	Rural Housing	45,788	10,140		

APPENDIX 7: 2023 OLGS AND RCCS Budget Ceilings

S/N	INSTITUTION	COMPENSATION	GOODS & SERVICES	CAPEX	CAPEX RCC RENOVATION
12	AHAFO RCC				
	Office of Regional Coordinating Council	840,531	238,593	200,000	
	Budget	105,294	27,438	120,000	-
	Agriculture Department (RADU)	183,613	18,133		-
	Social Welfare	148,600	16,105		
	Community Development	105,512	16,105		
	Public Works Department	183,159	10,140		
	Feeder Roads	116,097	10,140		
	Parks and Gardens	192,553	10,140		
	Environmental Health	190,567	14,316		
	Rural Housing	45,788	10,140		
13	NORTHERN RCC				
	Office of Regional Coordinating Council	2,991,695	238,593	-	792,924
	Budget	164,608	29,347	150,000	-
	Agriculture Department (RADU)	1,386,089	20,161		-
	Social Welfare	198,729	18,133		
	Community Development	388,987	18,133		
	Public Works Department	908,602	12,049		
	Feeder Roads	608,397	12,049		
	Parks and Gardens	207,003	12,049		
	Environmental Health	221,112	16,105		
	Rural Housing	134,587	12,049		
14	NORTH EAST RCC				
	Office of Regional Coordinating Council	840,531	262,452	200,000	
	Budget	105,294	28,631	120,000	-
	Agriculture Department (RADU)	183,613	20,161		-
	Social Welfare	148,600	18,133		
	Community Development	105,512	18,133		
	Public Works Department	183,159	12,049		
	Feeder Roads	116,097	12,049		
	Parks and Gardens	192,553	12,049		
	Environmental Health	190,567	16,105		
	Rural Housing	45,788	12,049		
15	SAVANNAH RCC				
	Office of Regional Coordinating Council	940,531	262,452	200,000	
	Budget	105,294	28,631	120,000	-
	Agriculture Department (RADU)	183,613	20,161		-
	Social Welfare	148,600	18,133		
	Community Development	105,512	18,133		
	Public Works Department	183,159	12,049		
	Feeder Roads	116,097	12,049		
	Parks and Gardens	192,553	12,049		
	Environmental Health	190,567	16,105		
	Rural Housing	45,788	12,049		
16	UPPER EAST RCC				
	Office of Regional Coordinating Council	2,391,696	224,754	-	792,924
	Budget	187,113	31,494	150,000	-
	Agriculture Department (RADU)	1,000,209	20,161		-
	Social Welfare	1,209,412	18,133		
	Community Development	303,796	18,133		
	Public Works Department	624,102	12,049		
	Feeder Roads	354,018	12,049		
	Parks and Gardens	132,524	12,049		
	Environmental Health	97,338	16,105		
	Rural Housing	89,904	12,049		
17	UPPER WEST RCC				
	Office of Regional Coordinating Council	2,022,297	222,726	-	792,924
	Budget	141,844	31,494	150,000	-
	Agriculture Department (RADU)	688,335	20,161		-
	Social Welfare	208,221	18,133		
	Community Development	237,493	18,133		
	Public Works Department	71,503	12,049		
	Feeder Roads	353,396	12,049		
	Parks and Gardens	183,522	12,049		
	Environmental Health	196,248	16,105		
	Rural Housing	58,977	12,049		
	TOTAL	84,901,311	6,431,773	3,420,000	7,929,240
	GRAND TOTAL	89,901,311	7,581,773	10,742,760	7,929,240

APPENDIX 8: 2023 MMDAS Budget Ceilings

GREATER ACCRA REGION					COMPENSATION	GOG GOODS AND SERVICE TRANSFER										CAPEX		UNICEF- ISS SW&CD	Total Goods & Services
CODE	No.	MMDAs	Stat us	Capital	Amount	Wrks. Dept.	Roads	AGRIC	Physical Planning	Budget & Rating Dept.	Waste Mgt. Dept.	Legal Dept.	Dept. of HR	Dept. of Statistics	Social Welfare & Comm. Dev.	Capital Expenditure	MAG		
101	1	Accra Metro	3	Accra	11,882,142	20,000	18,000	30,000	15,000	15,000	15,000	10,000	10,000	10,000	15,000	-	-	-	158,000
102	2	Ada East	1	Ada Foah	2,253,743	12,000	-	12,000	10,000				6,000	6,000	10,000	-	-	-	56,000
103	3	Shai-Osudoku	1	Dodowa	2,148,959	12,000	-	12,000	10,000				6,000	6,000	10,000	-	-	-	56,000
104	4	Ga West	2	Amasaman	2,300,122	15,000	18,000	15,000	13,000				8,000	8,000	12,000	-	-	-	89,000
105	5	Tema Metro	3	Tema	8,600,289	20,000	18,000	30,000	15,000	15,000	15,000	10,000	10,000	10,000	15,000	-	-	-	158,000
106	6	Ga East	2	Abokobi	5,539,008	15,000	18,000	15,000	13,000				8,000	8,000	12,000	-	-	-	89,000
107	7	Ga South	2	Ngleshie Amanfrom	4,060,723	15,000	18,000	15,000	13,000				8,000	8,000	12,000	-	-	-	89,000
108	8	Ashiaman Mun	2	Ashaiman	4,362,398	15,000	18,000	15,000	13,000				8,000	8,000	12,000	-	-	-	89,000
109	9	Adenta	2	Adenta	3,121,184	15,000	18,000	15,000	13,000				8,000	8,000	12,000	-	-	-	89,000
110	10	Ledzokuku	2	Teshie	4,768,813	15,000	18,000	15,000	13,000				8,000	8,000	12,000	-	-	-	89,000
111	11	Ada West	1	Sege	2,531,855	12,000	-	12,000	10,000				6,000	6,000	10,000	-	-	-	56,000
112	12	Ningo-Prampram	1	Prampram	4,060,723	12,000	-	12,000	10,000				6,000	6,000	10,000	-	-	-	56,000
113	13	Ga Central	2	Sowutuom	5,181,534	15,000	18,000	15,000	13,000				8,000	8,000	12,000	-	-	-	89,000
114	14	La-Nkwantanang	2	Madina	3,839,308	15,000	18,000	15,000	13,000				8,000	8,000	12,000	-	-	-	89,000
115	15	Kpone Katamanso	2	Kpone	2,819,655	15,000	18,000	15,000	13,000				8,000	8,000	12,000	-	-	-	89,000
116	16	La Dade-Kotopon	2	La	4,443,060	15,000	18,000	15,000	13,000				8,000	8,000	12,000	-	-	-	89,000
117	17	Okaikwei North	2	Abeka	2,390,606	15,000	18,000	15,000	13,000				8,000	8,000	12,000	-	-	-	89,000
118	18	Ablekuma North	2	Ablekuma North	2,390,606	15,000	18,000	15,000	13,000				8,000	8,000	12,000	-	-	-	89,000
119	19	Ablekuma West	2	Dansoman	2,390,606	15,000	18,000	15,000	13,000				8,000	8,000	12,000	-	-	-	89,000
401	20	Ayawaso East	2	Nima	2,390,606	15,000	18,000	15,000	13,000				8,000	8,000	12,000	-	-	-	89,000
402	21	Ayawaso North	2	Accra NewTown	2,390,606	15,000	18,000	15,000	13,000				8,000	8,000	12,000	-	-	-	89,000
403	22	Ayawaso West	2	Dzorwulu	2,390,606	15,000	18,000	15,000	13,000				8,000	8,000	12,000	-	-	-	89,000
404	23	Ga North	2	Ofankor	2,390,606	15,000	18,000	15,000	13,000				8,000	8,000	12,000	-	-	-	89,000
405	24	Weija-Gbawe	2	Weija	5,130,441	15,000	18,000	15,000	13,000				8,000	8,000	12,000	-	-	-	89,000
406	25	Tema West	2	Tema Community 2	2,390,606	15,000	18,000	15,000	13,000				8,000	8,000	12,000	-	-	-	89,000
407	26	Krowor	2	Nungua	2,390,606	15,000	18,000	15,000	13,000				8,000	8,000	12,000	-	-	-	89,000
408	27	Ablekuma Central	2	Latebiokorshie	2,390,606	15,000	18,000	15,000	13,000				8,000	8,000	12,000	-	-	-	89,000
409	28	Ayawaso Central	2	Kokomlemle	2,390,606	15,000	18,000	15,000	13,000				8,000	8,000	12,000	-	-	-	89,000
410	29	Korle Klottey	2	Osu	2,390,606	15,000	18,000	15,000	13,000				8,000	8,000	12,000	-	-	-	89,000
TOTAL					105,731,230	433,000	450,000	453,000	369,000	30,000	30,000	20,000	228,000	228,000	346,000	-	-	-	2,587,000

APPENDIX 8: 2023 MMDAS Budget Ceilings

VOLTA REGION					COMPENSATION	GOG GOODS AND SERVICE TRANSFER										CAPEX		UNICEF- ISS SW&CD	Total Goods & Services
CODE	No.	MMDAs	Stat us	Capital	Amount	Wrks. Dept.	Roads	AGRIC	Physical Planning	Budget & Rating Dept.	Waste Mgt. Dept.	Legal Dept.	Dept. of HR	Dept. of Statistics	Social Welfare & Comm. Dev.	Capital Expenditure	MAG		
CODE	No.	MMDAs	Stat	Capital	-	-	-	-	-						-				-
120	1	Central Tongu	1	Adidome	2,274,324	12,000	-	12,000	10,000				6,000	6,000	10,000	-	-	-	56,000
121	2	Akatsi South	1	Akatsi	2,973,836	12,000	-	12,000	10,000				6,000	6,000	10,000	-	-	-	56,000
122	3	Ho Mun	2	Ho	4,488,712	15,000	18,000	15,000	13,000				8,000	8,000	12,000	-	-	-	89,000
123	4	Hohoe Mun	2	Hohoe	3,925,755	15,000	18,000	15,000	13,000				8,000	8,000	12,000	-	-	-	89,000
126	5	Keta Mun	2	Keta	2,956,712	15,000	18,000	15,000	13,000				8,000	8,000	12,000	-	-	-	89,000
127	6	Ketu South	2	Denu	2,770,756	15,000	18,000	15,000	13,000				8,000	8,000	12,000	-	-	-	89,000
131	7	South Tongu	1	Sogakope	2,812,920	12,000	-	12,000	10,000				6,000	6,000	10,000	-	-	-	56,000
132	8	Agortime Ziope	1	Agortime Kpetoe	2,344,189	12,000	-	12,000	10,000				6,000	6,000	10,000	-	-	-	56,000
134	9	South Dayi	1	Kpeve	2,239,641	12,000	-	12,000	10,000				6,000	6,000	10,000	-	-	-	56,000
137	10	Ketu North	2	Dzodze	2,368,249	15,000	18,000	15,000	13,000				8,000	8,000	12,000	-	-	-	89,000
138	11	Akatsi North	1	Ave Dakpa	2,168,444	12,000	-	12,000	10,000				6,000	6,000	10,000	-	-	-	56,000
139	12	Afadzato South	1	Ve Golokwati	1,929,604	12,000	-	12,000	10,000				6,000	6,000	10,000	-	-	-	56,000
140	13	Adaklu	1	Adaklu Waya Battor	1,609,421	12,000	-	12,000	10,000				6,000	6,000	10,000	-	-	-	56,000
141	14	North Tongu	1	Dugame	2,112,551	12,000	-	12,000	10,000				6,000	6,000	10,000	-	-	-	56,000
128	15	Kpando Mun	2	Kpando	2,579,176	15,000	18,000	15,000	13,000				8,000	8,000	12,000	-	-	-	89,000
144	16	North Dayi	1	Anfoega	1,861,346	12,000	-	12,000	10,000				6,000	6,000	10,000	-	-	-	56,000
143	17	Ho West	1	Dzolokpuita	2,293,291	12,000	-	12,000	10,000				6,000	6,000	10,000	-	-	-	56,000
145	18	Anloga	1	Anloga	1,609,421	12,000	-	12,000	10,000				6,000	6,000	10,000	-	-	-	56,000
TOTAL					45,318,347	234,000	108,000	234,000	198,000	-	-	-	120,000	120,000	192,000	-	-	-	1,206,000

APPENDIX 8: 2023 MMDAS Budget Ceilings

OTI REGION					COMPENSATION	GOG GOODS AND SERVICE TRANSFER										CAPEX		UNICEF- ISS SW&CD	Total Goods & Services
CODE	No.	MMDAs	Stat us	Capital	Amount	Wrks. Dept.	Roads	AGRIC	Physical Planning	Budget & Rating Dept.	Waste Mgt. Dept.	Legal Dept.	Dept. of HR	Dept. of Statistics	Social Welfare & Comm. Dev.	Capital Expenditure	MAG		
CODE	No.	MMDAs	Stat	Capital	-	-	-	-	-						-				-
124	1	Jasikan	1	Jasikan	2,357,354	12,000	-	12,000	10,000				6,000	6,000	10,000	-	-	-	56,000
125	2	Kadjebi	1	Kadjebi	2,489,770	12,000	-	12,000	10,000				6,000	6,000	10,000	-	-	-	56,000
129	3	Krachi West	1	Kete Krachi	2,111,240	12,000	-	12,000	10,000				6,000	6,000	10,000	-	-	-	56,000
130	4	Nkwanta South	2	Nkwanta	2,502,696	15,000	18,000	15,000	13,000				8,000	8,000	12,000	-	-	-	89,000
133	5	Krachi East	2	Dambai	2,531,200	15,000	18,000	15,000	13,000				8,000	8,000	12,000	-	-	-	89,000
135	6	Biakoye	1	Nkonya Ahenkro	1,880,627	12,000	-	12,000	10,000				6,000	6,000	10,000	-	-	-	56,000
136	7	Nkwanta North	1	Kpasa	1,809,711	12,000	-	12,000	10,000				6,000	6,000	10,000	-	-	-	56,000
142	8	Krachi Nchumuru	1	Chinderi	1,429,449	12,000	-	12,000	10,000				6,000	6,000	10,000	-	-	-	56,000
	9	Guan	1	Likpe Mate	780,000	12,000		12,000	10,000				6,000	6,000	10,000		-		
TOTAL					17,892,046	114,000	36,000	114,000	96,000	-	-	-	58,000	58,000	94,000	-	-	-	514,000

APPENDIX 8: 2023 MMDAS Budget Ceilings

EASTERN REGION					COMPENSATION	GOG GOODS AND SERVICE TRANSFER										CAPEX		UNICEF- ISS SW&CD	Total Goods & Services
CODE	No.	MMDAs	Stat us	Capital	Amount	Wrks. Dept.	Roads	AGRIC	Physical Planning	Budget & Rating Dept.	Waste Mgt. Dept.	Legal Dept.	Dept. of HR	Dept. of Statistics	Social Welfare & Comm. Dev.	Capital Expenditure	MAG		
CODE	No.	MMDAs	Stat	Capital	-	-	-	-	-						-				-
150	1	Kwahu Afram Plains North	1	Donkorkrom	2,837,759	12,000	-	12,000	10,000				6,000	6,000	10,000	-	-	-	56,000
151	2	Akwapim North	2	Akropong Akwapim	3,521,706	15,000	18,000	15,000	13,000				8,000	8,000	12,000	-	-	-	89,000
152	3	Nsawam Adoagyiri Mun	2	Nsawam	4,501,232	15,000	18,000	15,000	13,000				8,000	8,000	12,000	-	-		89,000
153	4	Asuogyaman	1	Atimpoku	3,529,862	12,000	-	12,000	10,000				6,000	6,000	10,000	-	-		56,000
154	5	Birim North	1	New Abirem	3,647,300	12,000	-	12,000	10,000				6,000	6,000	10,000	-	-	-	56,000
155	6	Birim South	1	Akim Swedru	2,559,984	12,000	-	12,000	10,000				6,000	6,000	10,000	-	-	-	56,000
156	7	Abuakwa South	2	Kibi	2,911,005	15,000	18,000	15,000	13,000				8,000	8,000	12,000	-	-	-	89,000
157	8	Fanteakwa North	1	Begoro	3,148,092	12,000	-	12,000	10,000				6,000	6,000	10,000	-	-	-	56,000
158	9	Kwaebibirem	2	Kade	3,195,939	15,000	18,000	15,000	13,000				8,000	8,000	12,000	-	-	-	89,000
159	10	Kwahu South	1	Mpraeso	3,398,661	12,000	-	12,000	10,000				6,000	6,000	10,000	-	-	-	56,000
160	11	Lower Manya Krobo	2	Odumase Krobo	3,654,890	15,000	18,000	15,000	13,000				8,000	8,000	12,000	-	-	-	89,000
161	12	New Juaben South	2	Koforidua	5,458,349	15,000	18,000	15,000	13,000				8,000	8,000	12,000	-	-	-	89,000
162	13	Suhum	2	Suhum	4,718,693	15,000	18,000	15,000	13,000				8,000	8,000	12,000	-	-	-	89,000
163	14	West Akim	2	Asamakese	4,397,729	15,000	18,000	15,000	13,000				8,000	8,000	12,000	-	-	-	89,000
164	15	Yilo Krobo	2	Somanya	4,184,775	15,000	18,000	15,000	13,000				8,000	8,000	12,000	-	-	-	89,000
165	16	Atiwa West	1	Kwabeng	2,608,698	12,000	-	12,000	10,000				6,000	6,000	10,000	-	-	-	56,000
166	17	Kwahu West	2	Nkawkaw	4,504,756	15,000	18,000	15,000	13,000				8,000	8,000	12,000	-	-	-	89,000
167	18	Upper Manya Krobo	1	Asesewa	2,413,678	12,000	-	12,000	10,000				6,000	6,000	10,000	-	-	-	56,000
168	19	Kwahu East	1	Abetifi	2,754,900	12,000	-	12,000	10,000				6,000	6,000	10,000	-	-	-	56,000
169	20	Birim Central	2	Akim Oda	4,545,030	15,000	18,000	15,000	13,000				8,000	8,000	12,000	-	-	-	89,000
170	21	Akyemansa	1	Ofoase	2,708,952	12,000	-	12,000	10,000				6,000	6,000	10,000	-	-	-	56,000
171	22	Denkyembuor	1	Akwatia	2,435,772	12,000	-	12,000	10,000				6,000	6,000	10,000	-	-	-	56,000
172	23	Kwahu Afram Plains South	1	Tease	2,337,667	12,000	-	12,000	10,000				6,000	6,000	10,000	-	-	-	56,000
173	24	Ayensuano	1	Coaltar	1,616,052	12,000	-	12,000	10,000				6,000	6,000	10,000	-	-	-	56,000
174	25	Akuapem South	1	Aburi	3,569,084	12,000	-	12,000	10,000				6,000	6,000	10,000	-	-	-	56,000
175	26	Upper West Akim	1	Adeiso	3,500,845	12,000	-	12,000	10,000				6,000	6,000	10,000	-	-	-	56,000
176	27	New Juaben North	2	Effiduase	3,247,559	15,000	18,000	15,000	13,000				8,000	8,000	12,000	-	-	-	89,000
177	28	Abuakwa North	2	Kukurantumi	2,186,757	15,000	18,000	15,000	13,000				8,000	8,000	12,000	-	-	-	89,000
178	29	Okere	1	Adukrom	1,552,608	12,000	-	12,000	10,000				6,000	6,000	10,000	-	-	-	56,000
179	30	Atiwa East	1	Anyinam	1,780,451	12,000	-	12,000	10,000				6,000	6,000	10,000	-	-	-	56,000
180	31	Fanteakwa South	1	Osino	1,642,644	12,000	-	12,000	10,000				6,000	6,000	10,000	-	-	-	56,000
181	32	Asene-Manso- Akroso	1	Manso	1,415,965	12,000	-	12,000	10,000				6,000	6,000	10,000	-	-	-	56,000
182	33	Achiase	1	Achiase	1,616,052	12,000	-	12,000	10,000				6,000	6,000	10,000	-	-	-	56,000
TOTAL					102,103,448	435,000	234,000	435,000	369,000	-	-	-	224,000	224,000	356,000	-	-	-	2,277,000

APPENDIX 8: 2023 MMDAS Budget Ceilings

CENTRAL REGION					COMPENSATION	GOG GOODS AND SERVICE TRANSFER										CAPEX		UNICEF- ISS SW&CD	Total Goods & Services
CODE	No.	MMDAs	Stat us	Capital	Amount	Wrks. Dept.	Roads	AGRIC	Physical Planning	Budget & Rating Dept.	Waste Mgt. Dept.	Legal Dept.	Dept. of HR	Dept. of Statistics	Social Welfare & Comm. Dev.	Capital Expenditure	MAG		
CODE	No.	MMDAs	Stat	Capital	-	-	-	-	-						-				-
190	1	Abura/ Asebu/ Kwamankese	1	Abura Dunkwa	3,163,043	12,000	-	12,000	10,000				6,000	6,000	10,000	-	-	-	56,000
191	2	Agona West	2	Swedru	3,911,172	15,000	18,000	15,000	13,000				8,000	8,000	12,000	-	-	-	89,000
192	3	Ajumako/Enyan/ Esiam	1	Ajumako	3,356,856	12,000	-	12,000	10,000				6,000	6,000	10,000	-	-	-	56,000
193	4	Asikuma-Odoben- Brakwa-Breman	1	Breman Asikuma	3,094,566	12,000	-	12,000	10,000				6,000	6,000	10,000	-	-	-	56,000
194	5	Assin Fosu	2	Assin Fosu	3,834,743	15,000	18,000	15,000	13,000				8,000	8,000	12,000	-	-	-	89,000
195	6	Effutu	2	Winneba	3,982,745	15,000	18,000	15,000	13,000				8,000	8,000	12,000	-	-	-	89,000
196	7	Cape Coast	3	Cape Coast	8,334,914	20,000	18,000	30,000	18,000	15,000	15,000	10,000	10,000	10,000	15,000	-	-	-	161,000
197	8	Gomoa West	1	Apam	2,699,848	12,000	-	12,000	10,000				6,000	6,000	10,000	-	-	-	56,000
198	9	Komenda-Edina- Eguafo-Abrim	2	Elmina	3,530,415	15,000	18,000	15,000	13,000				8,000	8,000	12,000	-	-	-	89,000
199	10	Mfantseman Mun	2	Saltpond	3,619,160	15,000	18,000	15,000	13,000				8,000	8,000	12,000	-	-	-	89,000
200	11	Twifu Ati Morkwa	1	Twifu Praso	2,979,633	12,000	-	12,000	10,000				6,000	6,000	10,000	-	-	-	56,000
201	12	Upper Denkyira East	2	Dunkwa-on- Offin	3,517,701	15,000	18,000	15,000	13,000				8,000	8,000	12,000	-	-	-	89,000
202	13	Assin South	1	Kyekewere/Ns uaem	2,592,809	12,000	-	12,000	10,000				6,000	6,000	10,000	-	-	-	56,000
203	14	Gomoa Central	1	Afransi	2,492,264	12,000	-	12,000	10,000				6,000	6,000	10,000	-	-	-	56,000
204	15	Awutu Senya	1	Awutu Beraku	3,333,964	12,000	-	12,000	10,000				6,000	6,000	10,000	-	-	-	56,000
205	16	Upper Denkyira West	1	Diaso	1,996,258	12,000	-	12,000	10,000				6,000	6,000	10,000	-	-	-	56,000
206	17	Agona East	1	Nsaba	2,569,198	12,000	-	12,000	10,000				6,000	6,000	10,000	-	-	-	56,000
207	18	Awutu Senya East	2	Kasoa	4,048,886	15,000	18,000	15,000	13,000				8,000	8,000	12,000	-	-	-	89,000
208	19	Ekumfi	1	Essarkyir	1,861,857	12,000	-	12,000	10,000				6,000	6,000	10,000	-	-	-	56,000
209	20	Hemang Lower Denkyira	1	Hemang	2,353,196	12,000	-	12,000	10,000				6,000	6,000	10,000	-	-	-	56,000
210	21	Assin North	1	Assin Bereku	551,986	12,000	-	12,000	10,000				6,000	6,000	10,000	-	-	-	56,000
211	22	Gomoa East	1	Potsin	602,045	12,000	-	12,000	10,000				6,000	6,000	10,000	-	-	-	56,000
TOTAL					68,427,259	293,000	144,000	303,000	249,000	15,000	15,000	10,000	150,000	150,000	239,000	-	-	-	1,568,000

APPENDIX 8: 2023 MMDAS Budget Ceilings

WESTERN REGION					COMPENSATION	GOG GOODS AND SERVICE TRANSFER										CAPEX		UNICEF- ISS SW&CD	Total Goods & Services
CODE	No.	MMDAs	Stat us	Capital	Amount	Wrks. Dept.	Roads	AGRIC	Physical Planning	Budget & Rating Dept.	Waste Mgt. Dept.	Legal Dept.	Dept. of HR	Dept. of Statistics	Social Welfare & Comm. Dev.	Capital Expenditure	MAG		
CODE	No.	MMDAs	Stat	Capital	-	-	-	-	-						-				-
220	1	Ahanta West	2	Agona Nkwanta	3,376,506	15,000	18,000	15,000	13,000				8,000	8,000	12,000	-	-	-	89,000
223	2	Jomoro	2	Half-Assini	2,396,710	15,000	18,000	15,000	13,000				8,000	8,000	12,000	-	-	-	89,000
225	3	Wassa East	1	Daboase	2,830,490	12,000	-	12,000	10,000				6,000	6,000	10,000	-	-	-	56,000
226	4	Nzema East Municipal	2	Axim	2,360,210	15,000	18,000	15,000	13,000				8,000	8,000	12,000	-	-	-	89,000
228	5	Sekondi Takoradi Metro	3	Sekondi	10,242,064	20,000	18,000	30,000	18,000	15,000	15,000	10,000	10,000	10,000	15,000	-	-	-	161,000
229	6	Wassa Amenfi West	2	Asankragua	2,551,711	15,000	18,000	15,000	13,000				8,000	8,000	12,000	-	-	-	89,000
230	7	Tarkwa Nsuaem Municipal	2	Tarkwa	4,137,987	15,000	18,000	15,000	13,000				8,000	8,000	12,000	-	-	-	89,000
232	8	Wassa Amenfi East	2	Wassa Akropong	2,633,117	15,000	18,000	15,000	13,000				8,000	8,000	12,000	-	-	-	89,000
233	9	Shama	1	Shama	3,248,178	12,000	-	12,000	10,000				6,000	6,000	10,000	-	-	-	56,000
234	10	Prestea-Huni- Valley	2	Bogoso	2,902,482	15,000	18,000	15,000	13,000				8,000	8,000	12,000	-	-	-	89,000
236	11	Ellembele	1	Nkroful	2,548,672	12,000	-	12,000	10,000				6,000	6,000	10,000	-	-	-	56,000
238	12	Amenfi Central	1	Manso Amenfi	1,494,677	12,000	-	12,000	10,000				6,000	6,000	10,000	-	-	-	56,000
239	13	Mpohor	1	Mpohor	2,045,704	12,000	-	12,000	10,000				6,000	6,000	10,000	-	-	-	56,000
	14	Effia Kwesimintsim	2	Kwesimintim	1,494,677	15,000	18,000	15,000	13,000				8,000	8,000	12,000	-	-	-	89,000
TOTAL					44,263,186	200,000	162,000	210,000	172,000	15,000	15,000	10,000	104,000	104,000	161,000	-	-	-	1,153,000

APPENDIX 8: 2023 MMDAS Budget Ceilings

WESTERN NORTHERN REGION					COMPENSATION	GOG GOODS AND SERVICE TRANSFER										CAPEX	MAG	UNICEF-ISS SW&CD	Total Goods & Services
CODE	No.	MMDAs	Status	Capital	Amount	Wrks. Dept.	Roads	AGRIC	Physical Planning	Budget & Rating Dept.	Waste Mgt. Dept.	Legal Dept.	Dept. of HR	Dept. of Statistics	Social Welfare & Comm. Dev.	Capital Expenditure			
CODE	No.	MMDAs	Status	Capital	-	-	-	-	-						-				-
221	1	Aowin	2	Enchi	2,301,920	15,000	18,000	15,000	13,000				8,000	8,000	12,000	-	-	-	89,000
222	2	Bibiani Anhwiaso Bekwai	2	Bibiani	4,689,270	15,000	18,000	15,000	13,000				8,000	8,000	12,000	-	-	-	89,000
224	3	Juaboso	1	Juaboso	2,214,455	12,000	-	12,000	10,000				6,000	6,000	10,000	-	-	-	56,000
227	4	Sefwi Wiawso Municipal	2	Sefwi Wiawso	2,692,504	15,000	18,000	15,000	13,000				8,000	8,000	12,000	-	-	-	89,000
231	5	Bia West	1	Essam-Dabiso	2,272,997	12,000	-	12,000	10,000				6,000	6,000	10,000	-	-	-	56,000
235	6	Sefwi Akontombra	1	Akontombra	1,589,308	12,000	-	12,000	10,000				6,000	6,000	10,000	-	-	-	56,000
237	7	Bia East	1	Adabokrom	1,283,513	12,000	-	12,000	10,000				6,000	6,000	10,000	-	-	-	56,000
240	8	Suaman	1	Dadieso	3,374,223	12,000	-	12,000	10,000				6,000	6,000	10,000	-	-	-	56,000
241	9	Bodi	1	Bodi	1,523,753	12,000	-	12,000	10,000				6,000	6,000	10,000	-	-	-	56,000
TOTAL					21,941,942	117,000	54,000	117,000	99,000	-	-	-	60,000	60,000	96,000	-	-	-	603,000

APPENDIX 8: 2023 MMDAS Budget Ceilings

ASHANTI REGION					COMPENSATION	GOG GOODS AND SERVICE TRANSFER										CAPEX		UNICEF- ISS SW&CD	Total Goods & Services
CODE	No.	MMDAs	Stat us	Capital	Amount	Wrks. Dept.	Roads	AGRIC	Physical Planning	Budget & Rating Dept.	Waste Mgt. Dept.	Legal Dept.	Dept. of HR	Dept. of Statistics	Social Welfare & Comm. Dev.	Capital Expenditure	MAG		
CODE	No.	MMDAs	Stat	Capital	-	-	-	-	-						-				-
250	1	Adansi South	1	New Edubiase	2,770,797	12,000	-	12,000	10,000				6,000	6,000	10,000	-	-	-	56,000
251	2	Obuasi	2	Obuasi	4,403,124	15,000	18,000	15,000	13,000				8,000	8,000	12,000	-	-	-	89,000
252	3	Sekyerere South	1	Agona	4,745,369	12,000	-	12,000	10,000				6,000	6,000	10,000	-	-	-	56,000
253	4	Ahafo Ano North	2	Tepa	3,771,430	15,000	18,000	15,000	13,000				8,000	8,000	12,000	-	-	-	89,000
254	5	Ahafo Ano South East	1	Mankranso	1,964,636	12,000	-	12,000	10,000				6,000	6,000	10,000	-	-	-	56,000
255	6	Bekwai Municipal	2	Bekwai	4,642,397	15,000	18,000	15,000	13,000				8,000	8,000	12,000	-	-	-	89,000
256	7	Amansie West	1	Manso-Nkwanta	2,623,729	12,000	-	12,000	10,000				6,000	6,000	10,000	-	-	-	56,000
257	8	Asante Akim Central Mun	2	Konongo-Odumase	6,193,558	15,000	18,000	15,000	13,000				8,000	8,000	12,000	-	-	-	89,000
258	9	Asante Akim South Atwima	2	Juaso	3,608,246	15,000	18,000	15,000	13,000				8,000	8,000	12,000	-	-	-	89,000
259	10	Nwabiagya	2	Nkawie	4,090,958	15,000	18,000	15,000	13,000				8,000	8,000	12,000	-	-	-	89,000
260	11	Bosomtwe	1	Kuntenase	4,995,710	12,000	-	12,000	10,000				6,000	6,000	10,000	-	-	-	56,000
261	12	Ejisu	2	Ejisu	5,053,257	15,000	18,000	15,000	13,000				8,000	8,000	12,000	-	-	-	89,000
262	13	Ejura Sekyredumasi	2	Ejura	5,012,892	15,000	18,000	15,000	13,000				8,000	8,000	12,000	-	-	-	89,000
263	14	Kumasi	3	Kumasi	14,884,544	20,000	18,000	30,000	18,000	15,000	15,000	10,000	10,000	10,000	15,000	-	-	-	161,000
264	15	Kwabre East	2	Mamponteng	4,284,655	15,000	18,000	15,000	13,000				8,000	8,000	12,000	-	-	-	89,000
265	16	Offinso Municipal	2	Offinso	4,664,008	15,000	18,000	15,000	13,000				8,000	8,000	12,000	-	-	-	89,000
266	17	Sekyerere East	1	Effiduase	3,899,971	12,000	-	12,000	10,000				6,000	6,000	10,000	-	-	-	56,000
267	18	Mampong	2	Mampong	5,316,457	15,000	18,000	15,000	13,000				8,000	8,000	12,000	-	-	-	89,000
268	19	Adansi North	1	Fomena	2,999,126	12,000	-	12,000	10,000				6,000	6,000	10,000	-	-	-	56,000
269	20	Amansie Central	1	Jacobi	3,319,869	12,000	-	12,000	10,000				6,000	6,000	10,000	-	-	-	56,000
270	21	Atwima Mponua	1	Nyinahin	3,009,996	12,000	-	12,000	10,000				6,000	6,000	10,000	-	-	-	56,000
271	22	Offinso North	1	Akomadan	3,235,466	12,000	-	12,000	10,000				6,000	6,000	10,000	-	-	-	56,000
272	23	Afigya Kwabre South	1	Kodie	5,016,501	12,000	-	12,000	10,000				6,000	6,000	10,000	-	-	-	56,000
273	24	Bosome Freho	1	Asiwa	2,495,139	12,000	-	12,000	10,000				6,000	6,000	10,000	-	-	-	56,000
274	25	Atwima Kwanwoma	1	Foase	2,623,729	12,000	-	12,000	10,000				6,000	6,000	10,000	-	-	-	56,000
275	26	Sekyerere Kumawu	1	Kumawu	2,216,309	12,000	-	12,000	10,000				6,000	6,000	10,000	-	-	-	56,000
276	27	Sekyerere Central	1	Nsuta	3,513,815	12,000	-	12,000	10,000				6,000	6,000	10,000	-	-	-	56,000
277	28	Asokore Mampong	2	Asokore	4,422,838	15,000	18,000	15,000	13,000				8,000	8,000	12,000	-	-	-	89,000
278	29	Asante Akim North Sekyerere Afram Plains	1	Agogo	4,571,901	12,000	-	12,000	10,000				6,000	6,000	10,000	-	-	-	56,000
279	30	Oforikrom	2	Oforikrom	3,433,786	15,000	18,000	15,000	13,000				8,000	8,000	12,000	-	-	-	89,000
280	31	Kwadaso	2	Kwadaso	3,479,352	15,000	18,000	15,000	13,000				8,000	8,000	12,000	-	-	-	89,000
281	32	Old Tafo	2	Old Tafo	3,154,459	15,000	18,000	15,000	13,000				8,000	8,000	12,000	-	-	-	89,000
282	33	Asokwa	2	Asokwa	3,575,424	15,000	18,000	15,000	13,000				8,000	8,000	12,000	-	-	-	89,000
283	34	Suame	2	Suame	4,269,139	15,000	18,000	15,000	13,000				8,000	8,000	12,000	-	-	-	89,000
284	35	Juaben	2	Juaben	2,582,143	15,000	18,000	15,000	13,000				8,000	8,000	12,000	-	-	-	89,000
285	36	Ahafo Ano South West	1	Adugyama/Dwinyama	3,468,987	12,000	-	12,000	10,000				6,000	6,000	10,000	-	-	-	56,000
286	37	Amansie South	1	Edubia	1,981,491	12,000	-	12,000	10,000				6,000	6,000	10,000	-	-	-	56,000
287	38	Atwima Nwabiagya North	1	Barekese	2,603,681	12,000	-	12,000	10,000				6,000	6,000	10,000	-	-	-	56,000
288	39	Akrofuom	1	Akrofuom	1,821,613	12,000	-	12,000	10,000				6,000	6,000	10,000	-	-	-	56,000
289	40	Adansi Asokwa	1	Asokwa	2,243,847	12,000	-	12,000	10,000				6,000	6,000	10,000	-	-	-	56,000
450	41	Obuasi East	1	Tutuka	2,890,038	12,000	-	12,000	10,000				6,000	6,000	10,000	-	-	-	56,000
451	42	Afigya Kwabre North	1	Boaman	1,764,969	12,000	-	12,000	10,000				6,000	6,000	10,000	-	-	-	56,000
452	43																		
TOTAL					163,148,880	578,000	342,000	588,000	492,000	15,000	15,000	10,000	298,000	298,000	471,000	-	-	-	3,107,000

APPENDIX 8: 2023 MMDAS Budget Ceilings

AHAFO REGION					COMPENSATION	GOG GOODS AND SERVICE TRANSFER										CAPEX		UNICEF- ISS SW&CD	Total Goods & Services
CODE	No.	MMDAs	Stat us	Capital	Amount	Wrks. Dept.	Roads	A GRIC	Physical Planning	Budget & Rating Dept.	Waste Mgt. Dept.	Legal Dept.	Dept. of HR	Dept. of Statistics	Social Welfare & Comm. Dev.	Capital Expenditure	MAG		
CODE	No.	MMDAs	Stat	Capital	-	-	-	-	-						-				-
290	1	Asunafo North Municipal	2	Goaso	4,282,933	15,000	18,000	15,000	13,000				8,000	8,000	12,000	-	-	-	89,000
291	2	Asutifi North	1	Kenyasi	2,932,359	12,000	-	12,000	10,000				6,000	6,000	10,000	-	-	-	56,000
230	3	Tano South	2	Bechem	4,597,161	15,000	18,000	15,000	13,000				8,000	8,000	12,000	-	-	-	89,000
312	4	Asutifi South	1	Hwidiem	2,146,306	12,000	-	12,000	10,000				6,000	6,000	10,000	-	-	-	56,000
307	5	Asunafo South	1	Kukuom	2,890,983	12,000	-	12,000	10,000				6,000	6,000	10,000	-	-	-	56,000
308	6	Tano North	2	Duayaw Nkwanta	2,146,306	15,000	18,000	15,000	13,000				8,000	8,000	12,000	-	-	-	89,000
TOTAL					18,996,048	81,000	54,000	81,000	69,000	-	-	-	42,000	42,000	66,000	-	-	-	435,000

APPENDIX 8: 2023 MMDAS Budget Ceilings

BONO EAST REGION					COMPENSATION	GOG GOODS AND SERVICE TRANSFER										CAPEX		UNICEF- ISS SW&CD	Total Goods & Services
CODE	No.	MMDAs	Stat us	Capital	Amount	Wrks. Dept.	Roads	AGRIC	Physical Planning	Budget & Rating Dept.	Waste Mgt. Dept.	Legal Dept.	Dept. of HR	Dept. of Statistics	Social Welfare & Comm. Dev.	Capital Expenditure	MAG		
CODE	No.	MMDAs	Stat	Capital	-	-	-	-	-						-				-
292	1	Atebubu Amantin	2	Atebubu	3,410,831	15,000	18,000	15,000	13,000				8,000	8,000	12,000	-	-	-	89,000
296	2	Kintampo North Municipal	2	Kintampo	4,984,010	15,000	18,000	15,000	13,000				8,000	8,000	12,000	-	-	-	89,000
297	3	Nkoranza South Municipal	2	Nkoranza	3,319,550	15,000	18,000	15,000	13,000				8,000	8,000	12,000	-	-	-	89,000
298	4	Sene West	1	Kwame Danso	3,096,195	12,000	-	12,000	10,000				6,000	6,000	10,000	-	-	-	56,000
301	5	Techiman Municipal	2	Techiman	4,328,462	15,000	18,000	15,000	13,000				8,000	8,000	12,000	-	-	-	89,000
303	6	Pru East	1	Yeji	2,466,923	12,000	-	12,000	10,000				6,000	6,000	10,000	-	-	-	56,000
306	10	Kintampo South	1	Jema	3,568,149	12,000	-	12,000	10,000				6,000	6,000	10,000	-	-	-	56,000
311	7	Nkoranza North	1	Busunya	2,798,517	12,000	-	12,000	10,000				6,000	6,000	10,000	-	-	-	56,000
313	8	Techiman North	1	Tuobodom	3,606,834	12,000	-	12,000	10,000				6,000	6,000	10,000	-	-	-	56,000
314	9	Sene East	1	Kajaji	2,011,927	12,000	-	12,000	10,000				6,000	6,000	10,000	-	-	-	56,000
317	11	Pru West	1	Prang	1,070,392	12,000	-	12,000	10,000				6,000	6,000	10,000	-	-	-	56,000
TOTAL					34,661,789	144,000	72,000	144,000	122,000	-	-	-	74,000	74,000	118,000	-	-	-	748,000

APPENDIX 8: 2023 MMDAS Budget Ceilings

BONO REGION					COMPENSATION	GOG GOODS AND SERVICE TRANSFER										CAPEX		UNICEF- ISS SW&CD	Total Goods & Services
CODE	No.	MMDAs	Stat us	Capital	Amount	Wrks. Dept.	Roads	AGRIC	Physical Planning	Budget & Rating Dept.	Waste Mgt. Dept.	Legal Dept.	Dept. of HR	Dept. of Statistics	Social Welfare & Comm. Dev.	Capital Expenditure	MAG		
CODE	No.	MMDAs	Stat	Capital	-	-	-	-	-						-				-
293	1	Berekum East	2	Berekum	3,090,244	15,000	18,000	15,000	13,000				8,000	8,000	12,000	-	-	-	89,000
294	2	Dormaa Central Municipal	2	Dormaa Ahinkro	3,253,854	15,000	18,000	15,000	13,000				8,000	8,000	12,000	-	-	-	89,000
295	3	Jaman South	2	Drobo	3,517,064	15,000	18,000	15,000	13,000				8,000	8,000	12,000	-	-	-	89,000
299	4	Sunyani Municipal	2	Sunyani	4,106,703	15,000	18,000	15,000	13,000				8,000	8,000	12,000	-	-	-	89,000
302	11	Wechi Municipal	2	Wenchi	5,095,534	15,000	18,000	15,000	13,000				8,000	8,000	12,000	-	-	-	89,000
304	12	Tain	1	Nsawkaw	3,649,329	12,000	-	12,000	10,000				6,000	6,000	10,000	-	-	-	56,000
305	5	Jaman North	1	Sampa	2,937,437	12,000	-	12,000	10,000				6,000	6,000	10,000	-	-	-	56,000
309	6	Sunyani West	1	Odumasi	5,093,299	12,000	-	12,000	10,000				6,000	6,000	10,000	-	-	-	56,000
310	7	Dormaa East	1	Wamfie	2,709,431	12,000	-	12,000	10,000				6,000	6,000	10,000	-	-	-	56,000
315	8	Banda	1	Banda Ahenkro	1,685,218	12,000	-	12,000	10,000				6,000	6,000	10,000	-	-	-	56,000
316	9	Dormaa West	1	Nkran Nkwanta	2,251,137	12,000	-	12,000	10,000				6,000	6,000	10,000	-	-	-	56,000
318	10	Berekum West	1	Jinijini	1,444,525	12,000	-	12,000	10,000				6,000	6,000	10,000	-	-	-	56,000
TOTAL					38,833,776	159,000	90,000	159,000	135,000	-	-	-	82,000	82,000	130,000	-	-	-	837,000

APPENDIX 8: 2023 MMDAS Budget Ceilings

NORTHERN REGION					COMPENSATION	GOG GOODS AND SERVICE TRANSFER										CAPEX		UNICEF- ISS SW&CD	Total Goods & Services
CODE	No.	MMDAs	Stat us	Capital	Amount	Wrks. Dept.	Roads	AGRIC	Physical Planning	Budget & Rating Dept.	Waste Mgt. Dept.	Legal Dept.	Dept. of HR	Dept. of Statistics	Social Welfare & Comm. Dev.	Capital Expenditure	MAG		
CODE	No.	MMDAs	Stat	Capital	-	-	-	-	-						-				-
331	1	Yendi Municipal	2	Yendi	2,783,831	15,000	18,000	15,000	13,000				8,000	8,000	12,000	-	-	-	89,000
334	2	Gushiegu	2	Gusheigu	1,192,170	15,000	18,000	15,000	13,000				8,000	8,000	12,000	-	-	-	89,000
335	3	Nanumba North	2	Bimbilla	2,702,109	15,000	18,000	15,000	13,000				8,000	8,000	12,000	-	-	-	89,000
336	4	Saboba	1	Saboba	1,988,021	12,000	-	12,000	10,000				6,000	6,000	10,000	-	-	-	56,000
337	5	Savelugu	2	Savelugu	2,701,523	15,000	18,000	15,000	13,000				8,000	8,000	12,000	-	-	-	89,000
338	6	Tolon	1	Tolon	4,245,354	12,000	-	12,000	10,000				6,000	6,000	10,000	-	-	-	56,000
339	7	Tamale Metropolis	3	Tamale	10,404,529	20,000	18,000	30,000	18,000	15,000	15,000	10,000	10,000	10,000	15,000	-	-	-	161,000
342	8	Zabzugu	1	Zabzugu	1,799,485	12,000	-	12,000	10,000				6,000	6,000	10,000	-	-	-	56,000
346	9	Karaga	1	Karaga	2,357,605	12,000	-	12,000	10,000				6,000	6,000	10,000	-	-	-	56,000
347	10	Nanumba South	1	Wulensi	1,958,395	12,000	-	12,000	10,000				6,000	6,000	10,000	-	-	-	56,000
349	11	Kpandai	1	Kpandai	2,171,554	12,000	-	12,000	10,000				6,000	6,000	10,000	-	-	-	56,000
351	12	Mion	1	Sang	2,150,402	12,000	-	12,000	10,000				6,000	6,000	10,000	-	-	-	56,000
352	13	Sagnerigu	2	Sagnerigu	1,870,829	15,000	18,000	15,000	13,000				8,000	8,000	12,000	-	-	-	89,000
353	14	Tatale Sanguli	1	Tatale	2,009,402	12,000	-	12,000	10,000				6,000	6,000	10,000	-	-	-	56,000
355	15	Kumbungu	1	Kumbungu	1,546,112	12,000	-	12,000	10,000				6,000	6,000	10,000	-	-	-	56,000
356	16	Nanton	1	Nanton	1,516,401	12,000	-	12,000	10,000				6,000	6,000	10,000	-	-	-	56,000
TOTAL					43,397,722	215,000	108,000	225,000	183,000	15,000	15,000	10,000	110,000	110,000	175,000	-	-	-	1,166,000

APPENDIX 8: 2023 MMDAS Budget Ceilings

SAVANNAH REGION					COMPENSATION	GOG GOODS AND SERVICE TRANSFER										CAPEX		UNICEF- ISS SW&CD	Total Goods & Services
CODE	No.	MMDAs	Stat us	Capital	Amount	Wrks. Dept.	Roads	AGRIC	Physical Planning	Budget & Rating Dept.	Waste Mgt. Dept.	Legal Dept.	Dept. of HR	Dept. of Statistics	Social Welfare & Comm. Dev.	Capital Expenditure	MAG		
CODE		MMDAs	Stat	Capital	-	-	-	-	-						-				-
330	1	Bole	1	Bole	2,524,621	12,000	-	12,000	10,000				6,000	6,000	10,000	-	-	-	56,000
332	2	East Gonja	2	Salaga	2,149,743	15,000	18,000	15,000	13,000				8,000	8,000	12,000	-	-	-	89,000
340	3	West Gonja	1	Damango	2,004,855	12,000	-	12,000	10,000				6,000	6,000	10,000	-	-	-	56,000
343	4	Sawla Tuna Kalba	1	Sawla	2,100,191	12,000	-	12,000	10,000				6,000	6,000	10,000	-	-	-	56,000
345	5	Central Gonja	1	Buipe	1,922,431	12,000	-	12,000	10,000				6,000	6,000	10,000	-	-	-	56,000
350	6	North Gonja	1	Daboya	1,684,369	12,000	-	12,000	10,000				6,000	6,000	10,000	-	-	-	56,000
358	7	North East Gonja	1	Kpalbe	1,212,416	12,000	-	12,000	10,000				6,000	6,000	10,000	-	-	-	56,000
TOTAL					13,598,626	87,000	18,000	87,000	73,000	-	-	-	44,000	44,000	72,000	-	-	-	425,000

APPENDIX 8: 2023 MMDAS Budget Ceilings

NORTH EAST REGION					COMPENSATION	GOG GOODS AND SERVICE TRANSFER										CAPEX		UNICEF- ISS SW&CD	Total Goods & Services
CODE	No.	MMDAs	Status	Capital	Amount	Wrks. Dept.	Roads	AGRIC	Physical Planning	Budget & Rating Dept.	Waste Mgt. Dept.	Legal Dept.	Dept. of HR	Dept. of Statistics	Social Welfare & Comm. Dev.	Capital Expenditure	MAG		
CODE		MMDAs	Status	Capital	-	-	-	-	-						-				-
333	1	East Mamprusi	2	Gambaga	1,264,991	15,000	18,000	15,000	13,000				8,000	8,000	12,000	-	-	-	89,000
341	2	West Mamprusi	2	Walewale	1,258,791	15,000	18,000	15,000	13,000				8,000	8,000	12,000	-	-	-	89,000
344	3	Bunkpurugu Nakpanduri	1	Bunkpurugu	1,482,403	12,000	-	12,000	10,000				6,000	6,000	10,000	-	-	-	56,000
348	4	Chereponi	1	Chereponi	1,951,600	12,000	-	12,000	10,000				6,000	6,000	10,000	-	-	-	56,000
354	5	Mamprugu Moagduri	1	Yagaba	1,762,513	12,000	-	12,000	10,000				6,000	6,000	10,000	-	-	-	56,000
357	6	Yunyoo Nasuan	1	Yunyoo	709,463	12,000	-	12,000	10,000				6,000	6,000	10,000	-	-	-	56,000
TOTAL					8,429,761	78,000	36,000	78,000	66,000	-	-	-	40,000	40,000	64,000	-	-	-	402,000

APPENDIX 8: 2023 MMDAS Budget Ceilings

UPPER EAST REGION					COMPENSATION	GOG GOODS AND SERVICE TRANSFER										CAPEX		UNICEF- ISS SW&CD	Total Goods & Services
CODE	No.	MMDAs	Stat us	Capital	Amount	Wrks. Dept.	Roads	AGRIC	Physical Planning	Budget & Rating Dept.	Waste Mgt. Dept.	Legal Dept.	Dept. of HR	Dept. of Statistics	Social Welfare & Comm. Dev.	Capital Expenditure	MAG		
CODE		MMDAs	Stat	Capital	-	-	-	-	-						-				-
360	1	Bawku	2	Bawku	2,153,611	15,000	18,000	15,000	13,000				8,000	8,000	12,000	-	-	-	89,000
361	2	Bawku West	1	Zebilla	1,448,525	12,000	-	12,000	10,000				6,000	6,000	10,000	-	-	-	56,000
362	3	Bolgatanga	2	Bolgatanga	3,049,594	15,000	18,000	15,000	13,000				8,000	8,000	12,000	-	-	-	89,000
363	4	Bongo	1	Bongo	1,160,843	12,000	-	12,000	10,000				6,000	6,000	10,000	-	-	-	56,000
364	5	Builsa North	1	Sandema	1,252,259	12,000	-	12,000	10,000				6,000	6,000	10,000	-	-	-	56,000
365	6	Kassena Nankana East	2	Navrongo	2,443,080	15,000	18,000	15,000	13,000				8,000	8,000	12,000	-	-	-	89,000
366	7	Talensi	1	Tongo	2,972,592	12,000	-	12,000	10,000				6,000	6,000	10,000	-	-	-	56,000
367	8	Garu	1	Garu	2,681,147	12,000	-	12,000	10,000				6,000	6,000	10,000	-	-	-	56,000
368	9	Kassena Nankana West	1	Paga	2,334,281	12,000	-	12,000	10,000				6,000	6,000	10,000	-	-	-	56,000
369	10	Binduri	1	Binduri	1,455,157	12,000	-	12,000	10,000				6,000	6,000	10,000	-	-	-	56,000
370	11	Pusiga	1	Pusiga	1,973,566	12,000	-	12,000	10,000				6,000	6,000	10,000	-	-	-	56,000
371	12	Nabdam	1	Nangodi	1,584,273	12,000	-	12,000	10,000				6,000	6,000	10,000	-	-	-	56,000
372	13	Builsa South	1	Fumbisi	1,808,089	12,000	-	12,000	10,000				6,000	6,000	10,000	-	-	-	56,000
373	14	Bolgatanga East	1	Zuarungu	1,792,481	12,000	-	12,000	10,000				6,000	6,000	10,000	-	-	-	56,000
374	15	Tempene	1	Tempene	1,981,263	12,000	-	12,000	10,000				6,000	6,000	10,000	-	-	-	56,000
TOTAL					30,090,759	189,000	54,000	189,000	159,000	-	-	-	96,000	96,000	156,000	-	-	-	939,000

APPENDIX 8: 2023 MMDAS Budget Ceilings

UPPER WEST REGION					COMPENSATION	GOG GOODS AND SERVICE TRANSFER										CAPEX		UNICEF- ISS SW&CD	Total Goods & Services
CODE	No.	MMDAs	Stat us	Capital	Amount	Wrks. Dept.	Roads	AGRIC	Physical Planning	Budget & Rating Dept.	Waste Mgt. Dept.	Legal Dept.	Dept. of HR	Dept. of Statistics	Social Welfare & Comm. Dev.	Capital Expenditure	MAG		
CODE		MMDAs	Stat	Capital	-	-	-	-	-						-				-
380	1	Jirapa	2	Jirapa	2,843,227	15,000	18,000	15,000	13,000				8,000	8,000	12,000	-	-	-	89,000
381	2	Lawra	2	Lawra	2,523,206	15,000	18,000	15,000	13,000				8,000	8,000	12,000	-	-	-	89,000
382	3	Nadowli Kaleo	1	Nadowli	2,944,485	12,000	-	12,000	10,000				6,000	6,000	10,000	-	-	-	56,000
383	4	Sissala East	2	Tumu	2,676,584	15,000	18,000	15,000	13,000				8,000	8,000	12,000	-	-	-	89,000
384	5	Wa	2	Wa	3,087,850	15,000	18,000	15,000	13,000				8,000	8,000	12,000	-	-	-	89,000
385	6	Wa West	1	Wechiaw	2,164,629	12,000	-	12,000	10,000				6,000	6,000	10,000	-	-	-	56,000
386	7	Wa East	1	Funsi	1,783,705	12,000	-	12,000	10,000				6,000	6,000	10,000	-	-	-	56,000
387	8	Sissala West	1	Gwollu	1,826,466	12,000	-	12,000	10,000				6,000	6,000	10,000	-	-	-	56,000
388	9	Lambusie Karni	1	Lambussie	1,527,413	12,000	-	12,000	10,000				6,000	6,000	10,000	-	-	-	56,000
389	10	Nandom	1	Nandom	1,659,287	12,000	-	12,000	10,000				6,000	6,000	10,000	-	-	-	56,000
390	11	Dafiama Bussie Issa	1	Issa	1,719,797	12,000	-	13,064	10,000				6,000	6,000	10,000	-	-	-	57,064
TOTAL					24,756,651	144,000	72,000	145,064	122,000	-	-	-	74,000	74,000	118,000	-	-	-	749,064
GROUND TOTAL					781,591,470	3,501,000	2,034,000	3,562,064	2,973,000	90,000	90,000	60,000	1,804,000	1,804,000	2,854,000	-	-	-	18,716,064

Appendix 9: Non-Tax Revenue / Internally Generated Funds (NTR/IGF)-2022 Projections Vrs Actuals and 2023 Projections (GH¢'000)

Sector/Ministry/Department/Agency	Capped Retention (%)	2022 Projections			2022 Actuals (Jan-Sept)			Projected End Year			2023 Projections		
		Collection	Retention	Lodgement	Collection	Retention	Lodgement	Collection	Retention	Lodgement	Collection	Retention	Lodgement
ADMINISTRATION SECTOR		314,491.98	239,721.03	74,770.96	236,903.52	198,607.14	38,296.38	320,353.56	269,291.72	51,061.83	560,608.93	454,943.21	105,665.72
Office of Government Machinery		85,718.51	63,305.78	22,412.73	24,139.45	15,866.03	8,273.41	32,185.93	21,154.71	11,031.22	111,241.48	87,580.06	23,661.43
Ghana Investment Promotion Centre	66	57,625.69	38,032.96	19,592.73	18,697.16	12,340.12	6,357.03	24,929.54	16,453.50	8,476.04	60,206.51	39,736.30	20,470.21
National Identification Authority	66	8,056.03	5,316.98	2,739.05	5,242.29	3,459.91	1,782.38	6,989.72	4,613.21	2,376.51	22,792.41	19,775.87	3,016.54
Office of the Chief of Staff	33	120.80	39.86	80.94	200.00	66.00	134.00	266.67	88.00	178.67	260.71	86.03	174.67
State Interest and Governance Authority	100	19,915.98	19,915.98					-	-	-	27,981.85	27,981.85	-
Office of the Head of Civil Service		5,932.34	5,897.81	34.53	2,887.82	2,843.49	44.33	3,850.43	3,791.32	59.10	5,402.08	5,251.24	150.84
Office of the Head of Civil Service (HQ)	0	-			-			-	-	-	39.20	-	39.20
Civil Service Training Centre	100	3,596.46	3,596.46	-	1,981.61	1,981.61	-	2,642.15	2,642.15	-	3,031.59	3,031.59	-
Government Secretarial School	100	1,681.74	1,681.74	-	724.94	724.94	-	966.59	966.59	-	1,700.00	1,700.00	-
Institute of Technical Supervision	100	602.60	602.60	-	115.11	115.11	-	153.48	153.48	-	355.00	355.00	-
Public Records & Archives Admin. Dept.	47	51.54	17.01	34.53	66.16	21.83	44.33	88.21	29.11	59.10	170.86	80.30	90.56
Management Services Department	80	-	-	-	-	-	-	-	-	-	105.44	84.35	21.09
Public Services Commission		109.56	-	109.56	226.60	-	226.60	302.13	-	302.13	83.30	27.49	55.81
Public Services Commission	33	109.56	-	109.56	226.60	-	226.60	302.13	-	302.13	83.30	27.49	55.81
Electoral Commission		743.00	490.38	252.62	525.37	346.75	178.63	700.50	462.33	238.17	463.50	305.91	157.59
Electoral Commission	66	743.00	490.38	252.62	525.37	346.75	178.63	700.50	462.33	238.17	463.50	305.91	157.59
Ministry of Foreign Affairs and Reg. Integration		69,436.98	62,251.05	7,185.93	78,072.68	77,103.83	968.85	108,579.11	107,287.31	1,291.80	182,474.03	148,784.75	33,689.27
Foreign Affairs Hq.(Finance Bureau)	16	997.55	159.61	837.94	1,153.39	184.54	968.85	1,537.85	246.05	1,291.80	10,861.94	1,737.91	9,124.03
Missions	66	18,670.55	12,322.56	6,347.99	21,405.94	21,405.94	-	28,541.26	28,541.26	-	72,250.71	47,685.47	24,565.24
Passport Office	100	49,768.88	49,768.88	-	55,513.35	55,513.35	-	78,500.00	78,500.00	-	99,361.38	99,361.38	-
Ministry of Finance		107,793.58	71,694.09	36,099.49	83,926.95	60,350.58	23,576.37	111,902.60	80,467.44	31,435.16	162,384.85	124,100.81	38,284.05
Controller and Accountant-General's Department	40	46,818.90	12,172.91	34,645.99	31,622.07	8,221.74	23,400.33	42,162.76	10,962.32	31,200.44	62,577.68	25,031.07	37,546.61
General Administration and Finance	100	56,550.18	56,550.18	-	51,694.18	51,694.18	-	68,925.57	68,925.57	-	94,668.65	94,668.65	-
Ghana Statistical Service	100	27.81	27.81	-	22.53	22.53	-	30.04	30.04	-	25.63	25.63	-
Institute of Accountancy Training	100	121.68	121.68	-	70.41	70.41	-	93.88	93.88	-	196.64	196.64	-
Public Procurement Authority	85	4,275.00	2,821.50	1,453.50	517.76	341.72	176.04	690.35	455.63	234.72	4,916.25	4,178.81	737.44
Securities and Exchange Commission		-	-	-	20,144.10	20,144.10	-	26,858.80	26,858.80	-	53,839.54	53,030.71	808.83
Securities and Exchange Commission	100				20,144.10	20,144.10		26,858.80	26,858.80		53,839.54	53,030.71	808.83
Ministry of Local Government, Decentralization & Rural Development		17,896.63	9,752.45	8,144.18	10,517.63	5,797.77	4,719.86	14,023.51	7,730.36	6,293.15	17,661.37	9,178.25	8,483.12
Births and Deaths Registry	33	10,366.02	3,420.79	6,945.23	6,041.44	1,993.68	4,047.76	8,055.25	2,658.24	5,397.01	11,549.56	3,811.36	7,738.21
Dept. of Parks and Gardens	33	1,198.95	-	1,198.95	672.10	-	672.10	896.14	-	896.14	1,111.81	366.90	744.91
Institute of Local Government Studies	100	6,331.66	6,331.66		3,804.09	3,804.09	-	5,072.12	5,072.12	-	5,000.00	5,000.00	-
Ministry of Information		26,861.39	26,329.47	531.92	16,462.92	16,154.59	308.33	21,950.56	21,539.45	411.10	27,058.77	26,684.00	374.77
Ghana Broadcasting Corporation	100	26,329.47	26,329.47	-	16,154.59	16,154.59	-	21,539.45	21,539.45	-	26,499.41	26,499.41	-
Ghana News Agency	33	355.50	-	355.50	128.98	-	128.98	171.97	-	171.97	373.91	123.39	250.52
Information Service Department	33	176.42	-	176.42	179.35	-	179.35	239.13	-	239.13	185.45	61.20	124.25

Sector/Ministry/Department/Agency	Capped Retention (%)	2022 Projections			2022 Actuals (Jan-Sept)			Projected End Year			2023 Projections		
		Collection	Retention	Lodgement	Collection	Retention	Lodgement	Collection	Retention	Lodgement	Collection	Retention	Lodgement
ECONOMIC SECTOR		1,528,436.62	1,154,720.42	373,716.20	914,559.55	745,310.23	169,249.31	1,222,413.66	995,727.59	226,686.06	1,919,101.82	1,596,880.42	322,221.40
Ministry of Food and Agriculture		41,313.16	11,575.45	29,737.72	22,885.20	8,193.21	14,691.99	30,513.59	10,924.28	19,589.32	53,728.92	17,965.76	35,763.16
Animal Production Department	33	1,641.11	-	1,641.11	1,457.23	-	1,457.23	1,942.97	-	1,942.97	2,087.10	688.74	1,398.36
Grains and Legumes Development Board	66	295.72	195.17	100.54	293.97	194.02	99.95	391.96	258.69	133.27	405.00	267.30	137.70
Human Resource Dev. and Mgt Directorate:		6,723.27	6,723.27	-	5,928.46	5,928.46	-	7,904.61	7,904.61	-	8,160.12	8,160.12	-
HRDMD (HQ)	100	237.49	237.49	-	252.90	252.90	-	337.20	337.20	-	352.22	352.22	-
Adidome Farm Institute	100	120.60	120.60	-	148.56	148.56	-	198.08	198.08	-	232.70	232.70	-
Animal Health and Production	100	2,684.80	2,684.80	-	2,527.90	2,527.90	-	3,370.53	3,370.53	-	2,684.80	2,684.80	-
Asuansi Farm Institute	100	150.38	150.38	-	-	-	-	-	-	-	266.00	266.00	-
Damongo Agric College	100	7.13	7.13	-	68.10	68.10	-	90.80	90.80	-	98.60	98.60	-
Ejura Agric College	100	425.38	425.38	-	953.70	953.70	-	1,271.60	1,271.60	-	1,001.40	1,001.40	-
Kwadaso Agric College	100	1,991.54	1,991.54	-	1,421.80	1,421.80	-	1,895.73	1,895.73	-	2,109.80	2,109.80	-
Ohawu Agric College	100	555.50	555.50	-	555.50	555.50	-	740.67	740.67	-	600.60	600.60	-
Wenchi Farm Institute	100	550.45	550.45	-	-	-	-	-	-	-	814.00	814.00	-
Plant Protection and Regulatory Service Directorate	13	18,916.20	2,459.11	16,457.10	12,071.91	1,569.35	10,502.56	16,095.88	2,092.46	14,003.42	19,960.00	2,594.80	17,365.20
Veterinary Services Department	16	13,736.86	2,197.90	11,538.97	3,133.63	501.38	2,632.25	4,178.17	668.51	3,509.66	18,004.40	2,880.70	15,123.70
Tree Crops Development Authority	66				-			-	-	-	5,112.30	3,374.10	1,738.20
Ministry of Fisheries and Aquaculture Dev.		76,997.95	50,818.65	26,179.30	42,224.00	27,867.80	14,356.20	56,298.67	37,157.07	19,141.60	175,152.71	130,338.94	44,813.77
Fisheries Commission	66	74,719.86	49,315.11	25,404.75	38,281.70	25,265.90	13,015.80	51,042.27	33,687.87	17,354.40	97,583.49	64,405.10	33,178.39
National Premix Fuel Secretariat	85	2,278.09	1,503.54	774.55	3,942.30	2,601.90	1,340.40	5,256.40	3,469.20	1,787.20	77,569.22	65,933.84	11,635.38
Ministry of Lands and Natural Resources		841,771.09	611,466.89	230,304.20	487,846.31	405,712.25	82,134.06	650,461.75	540,949.67	109,512.09	855,942.38	695,307.37	160,635.01
Forestry Commission:	85	160,017.00	105,611.22	54,405.78	102,184.18	102,184.18	-	136,245.57	136,245.57	-	169,906.26	144,420.32	25,485.94
Corporate Head Office	85	28,777.26	18,992.99	9,784.27	18,594.93	18,594.93	-	24,793.24	24,793.24	-	34,032.89	28,927.96	5,104.93
Forestry Services Division	85	69,653.96	45,971.61	23,682.34	38,898.34	38,898.34	-	51,864.46	51,864.46	-	73,675.45	62,624.13	11,051.32
Timber Industry Development Division	85	55,042.48	36,328.04	18,714.44	40,267.75	40,267.75	-	53,690.34	53,690.34	-	52,924.70	44,986.00	7,938.70
Wild Life Division	85	6,543.30	4,318.58	2,224.72	4,423.15	4,423.15	-	5,897.53	5,897.53	-	9,273.22	7,882.23	1,390.98
Ghana Geological Survey Authority	66	1,167.22	770.37	396.86	559.22	369.08	190.13	745.62	492.11	253.51	1,192.39	786.98	405.41
Ghana Integrated Alliumium Dev. Cooperation	66	3,480.00	2,296.80	1,183.20	-	-	-	-	-	-	6,750.00	4,455.00	2,295.00
Ghana School of Survey and Mapping	100	1,737.75	1,737.75	-	1,292.26	1,292.26	-	1,723.01	1,723.01	-	1,821.82	1,821.82	-
Lands Commission	50	260,176.66	85,858.30	174,318.37	122,304.37	40,360.44	81,943.93	163,072.50	53,813.92	109,258.57	264,374.79	132,187.40	132,187.40
Minerals Commission	100	400,969.48	400,969.48	-	252,377.30	252,377.30	-	336,503.07	336,503.07	-	396,900.50	396,900.50	-
Office of the Administrator of Stool Lands	100	14,222.98	14,222.98	-	7,015.85	7,015.85	-	9,354.46	9,354.46	-	14,228.20	14,228.20	-
Ghana Integrated Iron and Steel Development Corporation	66				2,113.14	2,113.14	-	2,817.52	2,817.52	-	768.42	507.16	261.26
Ministry of Trade and Industry		255,312.22	178,868.41	76,443.81	163,915.68	109,959.79	53,955.89	218,554.24	146,613.05	71,941.19	260,490.17	190,925.59	69,564.58
Ghana Export Promotion Authority	66	87.37	57.67	29.71	108.30	71.40	36.90	144.40	95.20	49.20	152.72	100.79	51.92
Ghana Enterprises Agency	66	2,000.03	1,320.02	680.01	262.09	172.98	89.11	349.45	230.64	118.81	2,140.06	1,412.44	727.62
Ghana Free Zones Authority	94	82,845.29	77,874.57	4,970.72	39,167.68	36,817.62	2,350.06	52,223.57	49,090.16	3,133.41	108,481.97	101,973.05	6,508.92
Ghana Standards Authority	59	154,018.83	90,871.11	63,147.72	115,733.28	68,282.63	47,450.64	154,311.04	91,043.51	63,267.53	129,701.00	76,523.59	53,177.41
Ghana Regional Appropriate Technology and Industrial Service (GRATIS)	70	434.55	304.18	130.36	198.02	138.61	59.40	264.02	184.81	79.21	135.44	94.81	40.63
Ministry of Trade and Industry(HQ)	53	15,926.14	8,440.85	7,485.28	8,446.32	4,476.55	3,969.77	11,261.76	5,968.73	5,293.02	17,686.29	9,373.73	8,312.56
Ghana International Trade Commission	66				-	-	-	-	-	-	2,192.70	1,447.18	745.52

Sector/Ministry/Department/Agency	Capped Retention (%)	2022 Projections			2022 Actuals (Jan-Sept)			Projected End Year			2023 Projections		
		Collection	Retention	Lodgement	Collection	Retention	Lodgement	Collection	Retention	Lodgement	Collection	Retention	Lodgement
Min. of Tourism, Culture and Creative Arts		23,705.70	15,824.82	7,880.88	13,331.02	9,370.16	3,960.86	20,775.63	14,474.16	6,301.46	32,725.55	21,481.27	11,244.28
Abibigroma Theatre Company	66	60.77	40.11	20.66	49.06	49.06	-	65.41	65.41	-	118.62	78.29	40.33
Bureau of Ghana Languages	33	162.25	-	162.25	39.69	-	39.69	52.92	-	52.92	159.03	52.48	106.55
Folklore Board	66	42.64	28.14	14.50	98.05	98.05	-	130.73	130.73	-	125.00	82.50	42.50
Ghana Dance Ensemble	66	135.40	89.37	46.04	238.23	238.23	-	317.64	317.64	-	314.69	207.70	107.00
Ghana Museums and Monuments Board	66	1,118.89	738.47	380.42	1,269.42	837.82	431.60	1,692.56	1,117.09	575.47	2,236.93	1,476.37	760.56
Ghana Tourism Authority	66	15,476.66	10,214.60	5,262.07	9,881.23	6,521.61	3,359.62	16,175.90	10,676.09	5,499.81	20,144.18	13,295.16	6,849.02
Hotel, Catering & Tourism Training Institute(HOTCATT)	100	61.51	61.51	-	30.03	30.03	-	40.04	40.04	-	711.96	711.96	-
Kwame Nkrumah Memorial Park	66	624.98	412.48	212.49	151.03	99.68	51.35	201.38	132.91	68.47	950.21	627.14	323.07
National Commission on Culture	33	973.44	321.24	652.21	374.47	374.47	-	499.29	499.29	-	930.85	307.18	623.67
National Film Authority	66	1,724.90	1,724.90	-	-	-	-	-	-	-	1,682.47	1,110.43	572.04
National Symphony Orchestra	66	213.02	140.59	72.43	15.00	15.00	-	20.00	20.00	-	286.26	188.93	97.33
National Theatre (Main)	66	2,841.50	1,875.39	966.11	953.51	953.51	-	1,271.35	1,271.35	-	4,422.93	2,919.13	1,503.80
W.E.B. Du Bois Memorial Centre	66	269.73	178.02	91.71	231.30	152.70	78.60	308.40	203.60	104.80	642.41	423.99	218.42
Min. of Env., Science, Tech.and Innovation		249,541.41	249,541.41	-	148,949.87	148,949.87	-	198,599.83	198,599.83	-	302,095.46	302,095.46	-
Biotech. and Nuclear Agric. Res. Institute	100	366.86	366.86	-	140.84	140.84	-	187.79	187.79	-	307.22	307.22	-
Council for Scientific and Industrial Research	100	27,944.67	27,944.67	-	25,737.11	25,737.11	-	34,316.15	34,316.15	-	29,742.84	29,742.84	-
Environmental Protection Agency	100	197,008.56	197,008.56	-	106,710.04	106,710.04	-	142,280.05	142,280.05	-	244,350.83	244,350.83	-
Ghana Atomic Energy Commission-Secretariat	100	13,848.23	13,848.23	-	9,945.82	9,945.82	-	13,261.09	13,261.09	-	14,900.10	14,900.10	-
Ghana Space Science and Technology Institute (GSSTI)	100	314.37	314.37	-	163.43	163.43	-	217.91	217.91	-	599.90	599.90	-
National Biosafety Authority	100	286.44	286.44	-	2.57	2.57	-	3.43	3.43	-	200.99	200.99	-
National Nuclear Research Institute	100	556.44	556.44	-	401.84	401.84	-	535.78	535.78	-	508.97	508.97	-
Nuclear Regulatory Authority	100	3,722.24	3,722.24	-	1,602.70	1,602.70	-	2,136.93	2,136.93	-	5,451.71	5,451.71	-
Radiation Protection Institute	100	2,988.43	2,988.43	-	2,411.36	2,411.36	-	3,215.15	3,215.15	-	4,268.52	4,268.52	-
Radiological and Medical Sciences Research Institute (R.A.M.S.R.I.)	100	598.05	598.05	-	8.01	8.01	-	10.68	10.68	-	549.12	549.12	-
School of Nuclear and Allied Sciences (SNAS)	100	1,907.13	1,907.13	-	1,826.16	1,826.16	-	2,434.87	2,434.87	-	1,215.28	1,215.28	-
Ministry of Energy		39,795.08	36,624.78	3,170.30	35,407.46	35,257.15	150.31	47,209.95	47,009.54	200.41	238,966.63	238,766.02	200.61
Energy Commission	100	36,624.78	36,624.78	-	35,257.15	35,257.15	-	47,009.54	47,009.54	-	59,985.32	59,985.32	-
Ministry of Energy (HQ)	0	3,170.30	-	3,170.30	150.31	-	150.31	200.41	-	200.41	200.61	-	200.61
National Petroleum Authority	100								-	-	178,780.70	178,780.70	

Sector/Ministry/Department/Agency	Capped Retention (%)	2022 Projections			2022 Actuals (Jan-Sept)			Projected End Year			2023 Projections		
		Collection	Retention	Lodgement	Collection	Retention	Lodgement	Collection	Retention	Lodgement	Collection	Retention	Lodgement
INFRASTRUCTURE		384,603.00	316,048.90	68,554.10	223,304.67	209,759.85	13,544.82	308,229.70	290,169.95	18,059.75	922,618.52	864,941.75	57,676.77
								-					
Ministry of Water Resources and Sanitation		64,315.43	42,448.19	21,867.25	36,655.03	35,708.33	946.70	48,873.37	47,611.11	1,262.27	52,772.19	43,992.24	8,779.95
Community Water and Sanitation Agency	85	60,183.17	39,720.89	20,462.28	33,870.61	33,870.61	-	45,160.81	45,160.81	-	48,224.18	40,990.55	7,233.63
Water Resources Commission	66	4,132.27	2,727.30	1,404.97	2,784.42	1,837.72	946.70	3,712.56	2,450.29	1,262.27	4,548.02	3,001.69	1,546.33
								-					
Ministry of Works and Housing		13,117.21	943.02	12,174.19	725.41	327.56	397.85	967.21	436.74	530.46	15,856.56	8,982.33	6,874.23
Architect Registration Council	66	433.17	285.89	147.28	262.93	173.54	89.40	350.58	231.38	119.20	722.62	476.93	245.69
Department of Rural Housing	66	237.11	156.49	80.62	43.35	28.61	14.74	57.79	38.14	19.65	221.48	146.18	75.30
Engineering Council	66								-	-	1,579.15	1,042.24	536.91
Hydrological Service Department	0	3.80	-	3.80	24.30	-	24.30	32.40	-	32.40	59.34		59.34
Ministry of Works & Housing (Hq'ters)	33	10,791.78	-	10,791.78	-			-	-	-	3,295.13	1,087.39	2,207.74
Public Servants Housing Loans Scheme Board	85	62.59	41.31	21.28	59.03	38.96	20.07	78.71	51.95	26.76	1,600.00	1,360.00	240.00
Public Works Department	33	1,391.91	459.33	932.58	261.99	86.46	175.53	349.32	115.27	234.04	1,784.78	588.98	1,195.81
Rent Control Department	33	196.87	-	196.87	73.81	-	73.81	98.42	-	98.42	216.55	71.46	145.09
Real Estate Agency Council	66										6,377.50	4,209.15	2,168.35
Ministry of Railway Development		3,602.74	2,377.81	1,224.93	1,915.27	1,264.08	651.19	2,553.70	1,685.44	868.26	7,803.60	5,150.38	2,653.23
Ghana Railway Development Authority	66	3,602.74	2,377.81	1,224.93	1,915.27	1,264.08	651.19	2,553.70	1,685.44	868.26	7,803.60	5,150.38	2,653.23
								-					
Ministry of Roads and Highway		30,284.39	24,531.41	5,752.98	17,320.08	14,656.69	2,663.40	23,093.44	19,542.25	3,551.19	35,800.88	28,257.17	7,543.71
Department of Feeder Roads	33	322.54	106.44	216.10	17.20	5.68	11.52	22.93	7.57	15.37	1,200.36	396.12	804.24
Department of Urban Roads	33	777.57	256.60	520.97	50.41	16.63	33.77	67.21	22.18	45.03	151.50	50.00	101.51
Ghana Highway Authority	66	13,202.68	8,713.77	4,488.91	5,775.59	3,811.89	1,963.70	7,700.79	5,082.52	2,618.27	18,364.22	12,120.38	6,243.83
Axle Load	100	15,454.61	15,454.61	-	10,822.49	10,822.49	-	14,429.98	14,429.98	-	15,496.55	15,496.55	-
Ministry of Roads and Highways(HQ)	33	527.00	-	527.00	654.40	-	654.40	872.53	-	872.53	588.25	194.12	394.13
Ministry of Communications and Digitalisation		42,802.77	29,343.68	13,459.09	14,310.65	10,255.05	4,055.61	19,080.87	13,673.39	5,407.47	46,980.61	32,454.70	14,525.91
Cyber Security Authority	66								-	-	10,694.00	7,058.04	3,635.96
Ministry of Communications and Digitalisation (HQ)	0								-	-	9.60		9.60
Data Protection Commission	100	3,217.22	3,217.22	-	2,382.39	2,382.39	-	3,176.52	3,176.52	-	3,845.53	3,845.53	-
Ghana Meteorological Agency	66	4,999.08	3,299.40	1,699.69	3,780.41	2,495.07	1,285.34	5,040.55	3,326.76	1,713.79	12,698.84	8,381.24	4,317.61
Ghana-India Kofi Annan Centre of Excellence	81	4,113.49	2,714.91	1,398.59	557.57	368.00	189.57	743.43	490.67	252.76	951.11	774.08	177.02
National Information Technology Agency (NITA)	66	28,864.90	19,050.83	9,814.07	6,737.77	4,446.93	2,290.84	8,983.70	5,929.24	3,054.46	17,085.78	11,276.61	5,809.17
Postal and Courier Services Reg. Comm.	66	1,608.07	1,061.33	546.74	852.51	562.66	289.85	1,136.68	750.21	386.47	1,695.75	1,119.19	576.55
National Communications Authority		-	-	-	-	-	-	-	-	-	400,890.31	400,890.31	-
National Communications Authority											400,890.31	400,890.31	
Ministry of Transport		230,480.45	216,404.79	14,075.65	152,378.23	147,548.15	4,830.07	213,661.12	207,221.02	6,440.10	362,514.38	345,214.63	17,299.75
Ministry of Transport (HQ)	0							8,694.09	8,694.09	-	90,953.63	90,953.63	
Driver and Vehicle Licensing Authority	98.8	188,800.74	188,800.74	-	138,172.13	138,172.13	-	184,229.50	184,229.50	-	219,714.23	217,077.66	2,636.57
National Road Safety Authority	66	41,398.98	27,323.33	14,075.65	14,206.10	9,376.03	4,830.07	18,941.47	12,501.37	6,440.10	43,127.00	28,463.82	14,663.18
Government Technical Training Centre	100	280.73	280.73						-	-			
Ghana Maritime Authority		-	-	-	-	-	-	1,796.05	1,796.05		8,719.52	8,719.52	-
Ghana Maritime Authority	100							1,796.05	1,796.05	-	8,719.52	8,719.52	

Sector/Ministry/Department/Agency	Capped Retention (%)	2022 Projections			2022 Actuals (Jan-Sept)			Projected End Year			2023 Projections		
		Collection	Retention	Lodgement	Collection	Retention	Lodgement	Collection	Retention	Lodgement	Collection	Retention	Lodgement
SOCIAL SECTOR		5,743,881.70	5,627,141.56	116,740.14	4,288,126.34	4,184,826.59	103,299.75	5,709,848.18	5,572,115.19	137,732.99	7,481,738.73	7,347,563.68	134,175.05
Ministry of Education		2,377,911.72	2,370,737.72	7,174.00	1,858,521.00	1,854,853.62	3,667.37	2,478,027.99	2,473,138.16	4,889.83	3,117,647.80	3,109,945.80	7,702.00
GES and Others:	100	98,616.97	91,442.97	7,174.00	95,539.00	91,871.62	3,667.37	127,385.33	122,495.50	4,889.83	163,352.12	155,650.11	7,702.00
Centre for Nat. Dist. Learning and Open Schlg	100	200.00	200.00		-		-	-	-	-	250.00	250.00	
Commission for Technical and Vocational Education and Training	100	14,999.13	14,999.13		6,550.26	6,550.26		8,733.67	8,733.67	-	22,351.45	22,351.45	
Encyclopedia Africana	100	713.76	713.76		-			-	-	-	22.50	22.50	
Ghana Academy of Arts and Science	100	915.05	915.05		372.78	372.78		497.04	497.04	-	550.00	550.00	
Ghana Book Devt. Council	100	639.54	639.54		409.86	409.86		546.48	546.48	-	887.83	887.83	
Ghana Education Service	100	17,480.85	17,480.85		30,618.69	30,618.69		40,824.92	40,824.92	-	20,713.97	20,713.97	
Ghana Library Authority	100	494.14	494.14		493.83	493.83		658.45	658.45	-	475.19	475.19	
Ghana Science Association	100	483.00	483.00		284.59	284.59		379.46	379.46	-	500.00	500.00	
National Schools Inspectorate Authority	100	18,020.98	18,020.98		6,499.24	6,499.24	-	8,665.65	8,665.65	-	19,823.08	19,823.08	
National Service Secretariat	66	21,099.92	13,925.92	7,174.00	10,786.40	7,119.02	3,667.37	14,381.86	9,492.03	4,889.83	22,652.94	14,950.94	7,702.00
West African Examination Council (National)	100	4,553.00	4,553.00		4,800.00	4,800.00		6,400.00	6,400.00	-	6,404.50	6,404.50	
National Teaching Council	100	19,017.60	19,017.60		34,723.35	34,723.35		46,297.80	46,297.80	-	68,720.65	68,720.65	
Ghana TVET Service		-	-	-	-	-	-	-	-	-	26,580.91	26,580.91	-
Ghana TVET Service - Headquarters	100	-	-					-	-	-	6,578.42	6,578.42	
Ghana TVET Service -Training Institutes	100	-	-					-	-	-	20,002.48	20,002.48	
Universities:	100	1,692,735.12	1,692,735.12	-	1,383,408.65	1,383,408.65	-	1,944,544.86	1,944,544.86	-	2,240,510.28	2,240,510.28	-
Akenten Appiah-Menka University of Skills Training and Entrepreneurial Development	100	75,833.16	75,833.16		38,782.19	38,782.19		59,096.67	59,096.67	-	89,928.68	89,928.68	
C. K. Tedam University of Tech. and Applied Sciences	100	8,010.50	8,010.50		4,336.58	4,336.58		5,782.11	5,782.11	-	12,752.96	12,752.96	
Ghana Technology University College	100	37,344.43	37,344.43		30,675.90	30,675.90		40,901.20	40,901.20	-	40,430.44	40,430.44	
Kwame Nkrumah Univ. of Sci. and Tech.	100	381,366.02	381,366.02		428,323.28	428,323.28		571,097.71	571,097.71	-	401,724.07	401,724.07	
S. D. Dombu University of Business and Integrated Development Studies	100	14,814.61	14,814.61		13,089.41	13,089.41		17,452.54	17,452.54	-	20,583.79	20,583.79	
University for Development Studies	100	48,204.33	48,204.33		45,161.31	45,161.31		60,215.08	60,215.08	-	73,194.67	73,194.67	
University of Cape Coast	100	296,485.13	296,485.13		184,337.20	184,337.20		245,782.93	245,782.93	-	743,486.45	743,486.45	
University of Education, Winneba	100	265,641.98	265,641.98		131,613.63	131,613.63		175,484.84	175,484.84	-	234,946.99	234,946.99	
University of Energy and Natural Resources	100	19,226.00	19,226.00		19,080.08	19,080.08		25,440.11	25,440.11	-	35,516.52	35,516.52	
University of Environment and Sustainable Devt.	100	2,072.48	2,072.48		3,499.92	3,499.92		4,666.56	4,666.56	-	6,293.64	6,293.64	
University of Ghana	100	354,578.06	354,578.06		349,427.53	349,427.53		364,227.82	364,227.82	-	392,266.12	392,266.12	
University of Health and Allied Sciences	100	32,782.67	32,782.67		27,014.16	27,014.16		36,018.88	36,018.88	-	42,091.18	42,091.18	
University of Mines and Technology	100	24,220.21	24,220.21		18,367.19	18,367.19		24,630.58	24,630.58	-	26,805.27	26,805.27	
University of Professional Studies	100	132,155.56	132,155.56		89,700.26	89,700.26		119,600.35	119,600.35	-	120,489.52	120,489.52	
Technical Universities	100	249,631.56	249,631.56	-	154,447.35	154,447.35	-	205,929.80	205,929.80	-	324,212.45	324,212.45	-
Accra Technical University	100	62,660.49	62,660.49		46,891.75	46,891.75		62,522.33	62,522.33	-	63,882.95	63,882.95	
Bolgatanga Technical University	100	8,470.45	8,470.45		5,632.80	5,632.80		7,510.40	7,510.40	-	9,317.49	9,317.49	-
Cape Coast Technical University	100	11,116.92	11,116.92		6,805.34	6,805.34		12,679.70	12,679.70	-	15,472.28	15,472.28	
Ho Technical University	100	15,566.32	15,566.32		9,395.40	9,395.40		12,527.20	12,527.20	-	20,332.98	20,332.98	
Koforidua Technical University	100	34,009.50	34,009.50		18,910.22	18,910.22		25,213.63	25,213.63	-	39,200.37	39,200.37	
Kumasi Technical University	100	37,498.98	37,498.98		16,823.96	16,823.96		33,104.89	33,104.89	-	36,311.83	36,311.83	
Sunyani Technical University	100	18,265.90	18,265.90		10,268.86	10,268.86		13,691.82	13,691.82	-	58,895.87	58,895.87	
Takoradi Technical University	100	41,901.42	41,901.42		23,703.87	23,703.87		31,605.16	31,605.16	-	60,234.92	60,234.92	
Tamale Technical University	100	15,084.74	15,084.74		13,275.61	13,275.61		17,700.81	17,700.81	-	15,253.51	15,253.51	
Dr. Hilla Limann Technical University	100	5,056.86	5,056.86		2,739.56	2,739.56		3,652.74	3,652.74	-	5,310.25	5,310.25	
Colleges of Education	100	284,287.88	284,287.88		197,532.82	197,532.82		263,377.09	263,377.09	-	312,791.73	312,791.73	
Other Teaching Institutions	100	52,640.19	52,640.19	-	27,593.18	27,593.18	-	36,790.90	36,790.90	-	50,200.32	50,200.32	-
Ghana Institute of Journalism	100	28,631.00	28,631.00		12,887.10	12,887.10		17,182.80	17,182.80	-	21,702.33	21,702.33	
Ghana Institute of Languages	100	9,135.91	9,135.91		8,217.08	8,217.08		10,956.11	10,956.11	-	10,049.51	10,049.51	-
Ghana Tertiary Education Commission	100	8,289.23	8,289.23		5,122.35	5,122.35		10,322.60	10,322.60	-	11,864.34	11,864.34	
National Film and Television Institute (NAFTI)	100	6,584.05	6,584.05		1,366.65	1,366.65		1,822.20	1,822.20	-	6,584.15	6,584.15	
								-					

Sector/Ministry/Department/Agency	Capped Retention (%)	2022 Projections			2022 Actuals (Jan-Sept)			Projected End Year			2023 Projections		
		Collection	Retention	Lodgement	Collection	Retention	Lodgement	Collection	Retention	Lodgement	Collection	Retention	Lodgement
Ministry of Employment and Labour Relations		180,658.40	142,947.93	37,710.47	95,764.76	65,834.01	29,930.75	127,686.34	87,778.68	39,907.67	4,759.86	2,826.22	1,933.64
Department of Co-operatives	33	316.68	-	316.68	251.00		251.00	334.67	-	334.67	425.07	140.27	284.80
Department of Factories Inspectorate	33	1,895.51		1,895.51	1,021.05		1,021.05	1,361.40	-	1,361.40	1,619.31	534.37	1,084.94
Labour Department	33	620.27		620.27	532.89		532.89	710.52	-	710.52	841.65	277.75	563.91
Management Dev. and Prod. Institute (MDPI)	100	31,324.63	31,324.63		1,190.13	1,190.13		1,586.84	1,586.84	-	1,873.83	1,873.83	-
National Vocational Training Institute (NVTI)	100	32,499.30	32,499.30		6,950.68	6,950.68		9,267.58	9,267.58	-			
Opportunities Industrialization Centre(OIC)	100	7,164.54	7,164.54		3,096.02	3,096.02		4,128.03	4,128.03	-			
National Pension Regulatory Authority		106,837.47	71,959.46	34,878.01	82,722.98	54,597.17	28,125.81	110,297.31	72,796.23	37,501.08	143,420.19	98,461.21	44,958.98
National Pension Regulatory Authority	66	106,837.47	71,959.46	34,878.01	82,722.98	54,597.17	28,125.81	110,297.31	72,796.23	37,501.08	143,420.19	98,461.21	44,958.98
Ministry of Youth and Sports		1,159.58	479.43	680.15	2,180.86	2,180.86	-	2,907.81	2,907.81	-	5,506.21	3,634.10	1,872.11
National Sports Authority	66	1,099.58	439.83	659.75	2,180.86	2,180.86		2,907.81	2,907.81	-	5,439.21	3,589.88	1,849.33
National Youth Authority	66	60.00	39.60	20.40	-			-	-	-	67.00	44.22	22.78
Ministry of Health		2,997,734.00	2,928,091.00	69,643.00	2,114,416.65	2,073,613.86	40,802.79	2,811,568.60	2,757,164.87	54,403.73	3,963,760.57	3,886,926.15	76,834.42
Ministry of Health (HQ)	100				22,960.81	22,960.81		22,960.81	22,960.81	-	22,960.00	22,960.00	
Ghana Health Service(Health Facilities)	100	1,209,995.00	1,209,995.00	-	771,950.98	771,950.98	-	1,029,267.97	1,029,267.97	-	1,740,928.96	1,740,928.96	-
Teaching Hospitals:	100	425,391.00	425,391.00	-	343,139.88	343,139.88	-	457,519.84	457,519.84	-	546,693.80	546,693.80	-
Cape Coast Teaching Hospital	100	28,656.00	28,656.00	-	22,700.03	22,700.03	-	30,266.71	30,266.71	-	32,400.00	32,400.00	-
Ho Teaching Hospital	100	22,825.00	22,825.00	-	20,906.68	20,906.68	-	29,626.55	27,875.57	-	36,595.46	36,595.46	-
Komfo Anokye Teaching Hospital	100	103,762.00	103,762.00	-	83,253.33	83,253.33	-	111,004.44	111,004.44	-	114,380.98	114,380.98	-
Korle-Bu Teaching Hospital	100	154,563.00	154,563.00	-	112,218.16	112,218.16	-	149,624.21	149,624.21	-	234,628.37	234,628.37	-
Ghana Radiotherapy	100	11,063.00	11,063.00	-	7,937.99	7,937.99	-	10,583.98	10,583.98	-			
National Cardiothoracic Centre	100	20,091.00	20,091.00	-	20,175.87	20,175.87	-	26,901.16	26,901.16	-			
Plastic and Burn Units	100	10,021.00	10,021.00	-	4,176.37	4,176.37	-	5,568.49	5,568.49	-			
National Blood Service	100	4,604.00	4,604.00	-	3,700.58	3,700.58	-	4,934.11	4,934.11	-	8,250.32	8,250.32	
Tamale Teaching Hospital	100	26,096.00	26,096.00	-	24,574.89	24,574.89	-	32,766.52	32,766.52	-	39,521.40	39,521.40	
University of Ghana Medical Centre	100	43,710.00	43,710.00	-	43,495.99	43,495.99	-	57,994.65	57,994.65	-	80,917.27	80,917.27	
Regulatory Agencies:	100	239,281.00	173,236.00	66,045.00	154,380.66	115,504.76	38,875.90	205,840.87	154,006.34	51,834.53	282,594.30	207,750.79	74,843.51
Food and Drugs Authority	70	125,159.00	87,611.00	37,548.00	101,696.01	76,102.35	25,593.67	135,594.68	101,469.79	34,124.89	153,654.11	107,557.88	46,096.23
Ghana College of Pharmacists	100	754.00	754.00	-	611.14	611.14	-	814.85	814.85	-	1,871.09	1,871.09	-
Ghana Psychology Council	100	1,120.00	1,120.00	-	469.08	469.08	-	625.44	625.44	-	1,109.01	1,109.01	-
Health Facilities Regulatory Agency	80	7,760.00	6,208.00	1,552.00	3,273.50	2,627.54	645.96	4,364.66	3,503.38	861.28	9,900.07	7,920.06	1,980.01
Medical and Dental Council	80	25,094.00	16,562.00	8,532.00	8,286.40	5,413.90	2,872.50	11,048.54	7,218.54	3,830.00	25,136.56	20,109.25	5,027.31
Nursing and Midwifery Council for Ghana (NMwCG)	80	59,488.00	47,590.00	11,898.00	25,329.54	20,263.63	5,065.91	33,772.71	27,018.17	6,754.54	63,678.24	50,942.59	12,735.65
Pharmacy Council	66	18,100.00	11,946.00	6,154.00	13,817.25	9,119.39	4,697.87	18,423.00	12,159.18	6,263.82	25,394.70	16,760.50	8,634.20
Traditional Medicine Practice Council	80	1,806.00	1,445.00	361.00	897.73	897.73	-	1,196.98	1,196.98	-	1,850.53	1,480.42	370.11
Subvented Agencies:		62,105.00	58,507.00	3,598.00	38,833.75	36,906.85	1,926.90	51,778.33	49,209.14	2,569.19	79,768.13	77,777.23	1,990.91
Allied Health Professional Council	80	10,582.00	6,984.00	3,598.00	5,667.34	3,740.45	1,926.90	7,556.46	4,987.26	2,569.19	9,954.54	7,963.63	1,990.91
Centre for Scientific Res. into Plant Medicine	100	26,186.00	26,186.00	-	16,546.45	16,546.45	-	22,061.93	22,061.93	-	39,064.99	39,064.99	-
College of Nurses and Midwives	100	6,387.00	6,387.00	-	5,316.84	5,316.84	-	7,089.12	7,089.12	-	9,626.55	9,626.55	-
Ghana College of Physicians and Surgeons	100	15,767.00	15,767.00	-	10,597.68	10,597.68	-	14,130.24	14,130.24	-	18,950.23	18,950.23	-
Ghana Institute of Clinical Genetics	100	1,265.00	1,265.00	-	361.82	361.82	-	482.43	482.43	-	460.01	460.01	-
Ghana Red Cross Society	100	197.00	197.00	-	137.88	137.88	-	183.84	183.84	-	227.01	227.01	-
Mortuaries And Funeral Facilities Agency	100	1,122.00	1,122.00	-	-	-	-	-	-	-	1,121.65	1,121.65	-
St John Ambulance	100	599.00	599.00	-	205.74	205.74	-	274.32	274.32	-	363.15	363.15	-
Psychiatric Hospitals:		14,474.00	14,474.00	-	9,784.95	9,784.95	-	13,046.60	13,046.60	-	16,983.16	16,983.16	-
Accra Psychiatric Hospital	100	3,154.00	3,154.00	-	2,659.99	2,659.99	-	3,546.65	3,546.65	-	4,002.37	4,002.37	-
Ankafu Hospital	100	4,211.00	4,211.00	-	1,489.58	1,489.58	-	1,986.11	1,986.11	-	3,330.78	3,330.78	-
Pantang Hospital	100	7,109.00	7,109.00	-	5,635.37	5,635.37	-	7,513.83	7,513.83	-	9,650.02	9,650.02	-
Other Health Institutions:		1,046,488.00	1,046,488.00	-	773,365.63	773,365.63	-	1,031,154.18	1,031,154.18	-	1,273,832.20	1,273,832.20	-
Ahmadiyya Muslim Health Service Ghana	100	9,281.00	9,281.00	-	11,254.45	11,254.45	-	15,005.94	15,005.94	-	25,708.48	25,708.48	-
Christian Health Assoc. of Ghana (CHAG)	100	670,180.00	670,180.00	-	519,117.06	519,117.06	-	692,156.08	692,156.08	-	796,778.63	796,778.63	-
Health Training Institutions	100	367,027.00	367,027.00	-	242,994.12	242,994.12	-	323,992.16	323,992.16	-	451,345.10	451,345.10	-

Sector/Ministry/Department/Agency		2022 Projections			2022 Actuals (Jan-Sept)			Projected End Year				2023 Projections		
	Capped Retention (%)	Collection	Retention	Lodgement	Collection	Retention	Lodgement	Collection	Retention	Lodgement		Collection	Retention	Lodgement
National Health Insurance Authority		184,333.00	184,333.00	-	133,672.54	133,672.54	-	178,230.05	178,230.05	-		245,273.50	245,273.50	-
National Health Insurance Authority	100	184,333.00	184,333.00	-	133,672.54	133,672.54	-	178,230.05	178,230.05	-		245,273.50	245,273.50	
Min. of Gender, Children & Social Protection		2,085.00	552.48	1,532.52	847.56	74.54	773.02	1,130.08	99.39	1,030.69		1,370.60	496.69	873.90
Central Adoption Authority	46	1,158.00	532.68	625.32	117.94	49.27	68.67	157.25	65.69	91.56		341.52	157.10	184.42
Department of Social Welfare	33	867.00	-	867.00	660.95	-	660.95	881.26	-	881.26		939.08	309.90	629.18
Efua Sutherland Children's Park	33	60.00	19.80	40.20	68.67	25.27	43.40	91.57	33.69	57.87		90.00	29.70	60.30

Sector/Ministry/Department/Agency	Capped Retention (%)	2022 Projections			2022 Actuals (Jan-Sept)			Projected End Year			2023 Projections		
		Collection	Retention	Lodgement	Collection	Retention	Lodgement	Collection	Retention	Lodgement	Collection	Retention	Lodgement
PUBLIC SAFETY SECTOR		507,994.07	146,927.54	361,066.52	401,278.59	107,419.29	293,859.30	531,422.83	148,378.66	383,044.17	757,709.02	363,286.21	394,422.81
Min. of Justice and Attorney General's Dept.		165,394.30	50,930.80	114,463.50	91,014.43	25,623.81	65,390.62	135,724.93	45,059.43	90,665.50	238,153.06	192,672.80	45,480.26
Council for Law Reporting	66	440.08	290.45	149.63	630.57	336.55	294.02	741.70	489.52	252.18	650.01	429.01	221.00
General Legal Council (Main)	100	1,196.00	1,196.00										
General Legal Council (Ghana School of Law)	75	38,886.50	29,164.88	9,721.63	18,311.31	13,733.48	4,577.83	38,886.50	29,164.88	9,721.63	46,154.70	34,779.93	11,374.77
Office of the Copyright Administrator	66	600.00	396.00	204.00	44.33	29.26	15.07	59.11	39.01	20.10	832.87	549.70	283.18
Registrar General's Department	16	124,271.72	19,883.48	104,388.25	72,028.22	11,524.52	60,503.70	96,037.63	15,366.03	80,671.60	40,001.56	6,400.25	33,601.31
Office of the Registrar of Companies	100				-			-	-	-	150,513.92	150,513.92	-
Legal Aid Commission		39.48	39.48	-	44.13	44.13	-	50.00	50.00	-	63.13	63.13	-
Legal Aid Commission	100	39.48	39.48	-	44.13	44.13		50.00	50.00	-	63.13	63.13	-
Ministry of Defence		29,904.14	29,904.14	-	17,064.19	17,064.19	-	22,752.25	22,752.25	-	28,841.50	28,841.50	-
37 Military Hospital	100	24,990.31	24,990.31	-	17,064.19	17,064.19		22,752.25	22,752.25	-	24,397.21	24,397.21	-
Army	100								-	-	550.00	550.00	
Air Force	100	1,800.00	1,800.00	-	-			-	-	-	1,800.00	1,800.00	
Navy	100	3,113.82	3,113.82	-	-			-	-	-	2,094.29	2,094.29	
Judicial Service		66,277.09	19,883.13	46,393.96	74,986.15	21,983.53	53,002.62	92,636.82	27,791.05	64,845.77	150,584.90	45,175.47	105,409.43
Judicial Service	30	66,277.09	19,883.13	46,393.96	74,986.15	21,983.53	53,002.62	92,636.82	27,791.05	64,845.77	150,584.90	45,175.47	105,409.43
Ministry of Interior		246,379.07	46,170.00	200,209.07	218,169.69	42,703.64	175,466.06	280,258.83	52,725.93	227,532.89	340,066.43	96,533.31	243,533.12
Criminal Investigations Department	33	6,435.79	-	6,435.79	6,072.38	-	6,072.38	8,096.51	-	8,096.51	9,990.70	3,296.93	6,693.77
Gaming Commission	40	35,818.49	14,327.40	21,491.10	39,276.10	15,679.40	23,596.70	41,734.03	16,693.61	25,040.42	88,160.24	35,264.10	52,896.15
Ghana Immigration Service	20	170,384.44	25,557.67	144,826.78	148,857.84	22,328.68	126,529.16	198,477.12	29,771.57	168,705.55	203,538.76	40,707.75	162,831.01
Ghana National Fire Service	33	2,583.08	-	2,583.08	3,016.40		3,016.40	4,021.87	-	4,021.87	2,816.20	929.35	1,886.85
Ghana Prisons Service	60	266.14	159.68	106.46	241.85	145.11	96.74	322.47	193.48	128.99	580.59	348.35	232.24
Interior Headquarters	33	24,078.11	-	24,078.11	15,763.50	-	15,763.50	21,018.00	-	21,018.00	27,451.77	9,059.08	18,392.69
Narcotics Control Board	33	1,026.50	338.74	687.75	583.84	192.67	391.17	778.45	256.89	521.56	896.14	295.73	600.41
Police Hospital	100	5,786.51	5,786.51	-	4,357.79	4,357.79	-	5,810.39	5,810.39	-	6,632.02	6,632.02	-
MULTISECTORIAL		1,306,830.02	834,054.00	472,776.02	346,091.50	-	346,091.50	461,455.33	-	461,455.33	500,968.04	-	500,968.04
Accra City Revenue/Refund etc	0	16.00		16.00	9.47		9.47	12.63	-	12.63	13.90		13.90
Auction Sales	0	5,394.00		5,394.00	6,457.19		6,457.19	8,609.59	-	8,609.59	10,331.51		10,331.51
Dividend Payment	0	398,320.00		398,320.00	285,630.04		285,630.04	380,840.06	-	380,840.06	403,690.46		403,690.46
Interest on Loans/CAGD Loans Repayment	0	5,730.00		5,730.00	4,797.45		4,797.45	6,396.61	-	6,396.61	7,036.27		7,036.27
Proceeds from International Incoming Telephone Traffic (IITT) - CF's Share	0	44,733.02		44,733.02	49,194.49		49,194.49	65,592.65	-	65,592.65	61,491.35		61,491.35
NLA net income	0	18,400.00		18,400.00	-		-	-	-	-	18,400.00		18,400.00
Value Books Sales	0	183.00		183.00	2.85		2.85	3.80	-	3.80	4.56		4.56
Yield from capping policy	0	-		-	-		-	-	-	-	-		-
Revised 2021 Retention	0	834,054.00	834,054.00		-		-	-	-	-	-		-
GRAND TOTAL		9,786,237.39	8,318,613.45	1,467,623.94	6,410,264.16	5,445,923.11	964,341.05	8,553,723.27	7,275,683.12	1,278,040.15	12,142,745.07	10,627,615.27	1,515,129.80

Non-Tax Revenue / Internally Generated Funds (NTR/IGF)-Medium Term Projections (GH¢'000)

Sector/Ministry/Department/Agency	Capped Retention (%)	2023 Projections			2024 Projections			2025 Projections			2026 Projections		
		Collection	Retention	Lodgement	Collection	Retention	Lodgement	Collection	Retention	Lodgement	Collection	Retention	Lodgement
ADMINISTRATION SECTOR		560,608.93	454,943.21	105,665.72	585,757.34	475,602.01	110,155.33	646,253.29	522,281.93	123,971.37	717,192.84	578,428.55	138,764.29
Office of Government Machinery		111,241.48	87,580.06	23,661.43	124,893.81	101,515.42	23,378.40	141,066.85	117,287.47	23,779.38	163,883.50	140,626.80	23,256.71
Ghana Investment Promotion Centre	66	60,206.51	39,736.30	20,470.21	60,454.38	39,899.89	20,554.49	60,955.90	40,230.89	20,725.00	61,769.39	40,767.80	21,001.59
National Identification Authority	66	22,792.41	19,775.87	3,016.54	23,952.78	21,306.82	2,645.96	26,598.58	23,724.34	2,874.24	30,261.70	28,187.95	2,073.75
Office of the Chief of Staff	33	260.71	86.03	174.67	265.59	87.65	177.95	268.86	88.72	180.13	270.69	89.33	181.36
State Interest and Governance Authority	100	27,981.85	27,981.85	-	40,221.06	40,221.06	-	53,243.52	53,243.52	-	71,581.72	71,581.72	-
Office of the Head of Civil Service		5,402.08	5,251.24	150.84	6,354.78	6,170.55	184.23	7,428.84	7,170.87	257.97	9,055.58	8,676.37	379.21
Office of the Head of Civil Service (HQ)	0	39.20	-	39.20	55.87	-	55.87	87.75	-	87.75	118.58	-	118.58
Civil Service Training Centre	100	3,031.59	3,031.59	-	3,762.52	3,762.52	-	4,544.07	4,544.07	-	5,271.19	5,271.19	-
Government Secretarial School	100	1,700.00	1,700.00	-	1,820.50	1,820.50	-	1,950.50	1,950.50	-	2,569.18	2,569.18	-
Institute of Technical Supervision	100	355.00	355.00	-	400.00	400.00	-	450.00	450.00	-	500.00	500.00	-
Public Records & Archives Admin. Dept.	47	170.86	80.30	90.56	197.53	92.84	104.69	275.51	129.49	146.02	428.19	201.25	226.94
Management Services Department	80	105.44	84.35	21.09	118.36	94.69	23.67	121.01	96.81	24.20	168.44	134.75	33.69
Public Services Commission		83.30	27.49	55.81	86.70	28.61	58.09	88.66	29.26	59.40	93.21	30.76	62.45
Public Services Commission	33	83.30	27.49	55.81	86.70	28.61	58.09	88.66	29.26	59.40	93.21	30.76	62.45
					-								
Electoral Commission		463.50	305.91	157.59	6,642.00	4,383.72	2,258.28	75.50	49.83	25.67	44.50	29.37	15.13
Electoral Commission	66	463.50	305.91	157.59	6,642.00	4,383.72	2,258.28	75.50	49.83	25.67	44.50	29.37	15.13
Ministry of Foreign Affairs and Reg. Integration		182,474.03	148,784.75	33,689.27	157,229.91	130,248.90	26,981.02	170,140.38	137,864.33	32,276.04	179,325.39	144,323.57	35,001.82
Foreign Affairs Hq.(Finance Bureau)	16	10,861.94	1,737.91	9,124.03	6,215.53	994.49	5,221.05	8,706.48	1,393.04	7,313.44	8,444.63	1,351.14	7,093.49
Missions	66	72,250.71	47,685.47	24,565.24	63,999.90	42,239.94	21,759.97	73,419.43	48,456.82	24,962.61	82,083.32	54,174.99	27,908.33
Passport Office	100	99,361.38	99,361.38	-	87,014.47	87,014.47	-	88,014.47	88,014.47	-	88,797.44	88,797.44	-

Sector/Ministry/Department/Agency	Capped Retention (%)	2023 Projections			2024 Projections			2025 Projections			2026 Projections		
		Collection	Retention	Lodgement	Collection	Retention	Lodgement	Collection	Retention	Lodgement	Collection	Retention	Lodgement
Ministry of Finance		162,384.85	124,100.81	38,284.05	179,792.63	133,926.12	45,866.51	200,089.39	145,131.54	54,957.86	223,341.43	157,526.93	65,814.50
Controller and Accountant-General's Department	40	62,577.68	25,031.07	37,546.61	75,092.22	30,036.89	45,055.33	90,109.26	36,043.70	54,065.56	108,129.31	43,251.72	64,877.59
General Administration and Finance	100	94,668.65	94,668.65	-	99,020.12	99,020.12	-	103,673.74	103,673.74	-	108,554.76	108,554.76	-
Ghana Statistical Service	100	25.63	25.63	-	32.58	32.58	-	38.70	38.70	-	44.13	44.13	-
Institute of Accountancy Training	100	196.64	196.64	-	239.84	239.84	-	319.03	319.03	-	367.13	367.13	-
Public Procurement Authority	85	4,916.25	4,178.81	737.44	5,407.88	4,596.69	811.18	5,948.66	5,056.36	892.30	6,246.10	5,309.18	936.91
Securities and Exchange Commission		53,839.54	53,030.71	808.83	59,223.50	58,333.78	889.72	65,145.85	64,167.16	978.69	71,660.43	70,583.88	1,076.56
Securities and Exchange Commission	100	53,839.54	53,030.71	808.83	59,223.50	58,333.78	889.72	65,145.85	64,167.16	978.69	71,660.43	70,583.88	1,076.56
Ministry of Local Government, Decentralization & Rural Development		17,661.37	9,178.25	8,483.12	20,673.92	10,574.39	10,099.53	22,761.23	11,665.21	11,096.03	25,236.34	12,682.99	12,553.35
Births and Deaths Registry	33	11,549.56	3,811.36	7,738.21	13,797.79	4,553.27	9,244.52	15,165.77	5,004.70	10,161.07	17,166.42	5,664.92	11,501.50
Dept. of Parks and Gardens	33	1,111.81	366.90	744.91	1,276.13	421.12	855.01	1,395.46	460.50	934.96	1,569.92	518.07	1,051.85
Institute of Local Government Studies	100	5,000.00	5,000.00	-	5,600.00	5,600.00	-	6,200.00	6,200.00	-	6,500.00	6,500.00	-
Ministry of Information		27,058.77	26,684.00	374.77	30,860.08	30,420.52	439.56	39,456.59	38,916.26	540.33	44,552.45	43,947.89	604.56
Ghana Broadcasting Corporation	100	26,499.41	26,499.41	-	30,204.02	30,204.02	-	38,650.13	38,650.13	-	43,650.12	43,650.12	-
Ghana News Agency	33	373.91	123.39	250.52	437.95	144.52	293.43	553.27	182.58	370.69	597.04	197.02	400.01
Information Service Department	33	185.45	61.20	124.25	218.11	71.98	146.13	253.19	83.55	169.64	305.30	100.75	204.55

Sector/Ministry/Department/Agency	Capped Retention (%)	2023 Projections			2024 Projections			2025 Projections			2026 Projections		
		Collection	Retention	Lodgement	Collection	Retention	Lodgement	Collection	Retention	Lodgement	Collection	Retention	Lodgement
ECONOMIC SECTOR		1,919,101.82	1,596,880.42	322,221.40	2,170,492.18	1,790,958.88	379,533.30	2,567,346.84	2,085,993.67	481,353.17	3,184,813.03	2,519,424.76	665,388.28
Ministry of Food and Agriculture		53,728.92	17,965.76	35,763.16	71,680.27	23,850.81	47,829.46	103,543.41	33,675.40	69,868.01	152,139.69	43,342.44	108,797.25
Animal Production Department	33	2,087.10	688.74	1,398.36	2,504.51	826.49	1,678.02	2,754.96	909.14	1,845.82	3,030.45	1,000.05	2,030.40
Grains and Legumes Development Board	66	405.00	267.30	137.70	410.00	270.60	139.40	415.00	273.90	141.10	421.00	277.86	143.14
Human Resource Dev. and Mgt Directorate:		8,160.12	8,160.12	-	11,477.49	11,477.49	-	16,876.68	16,876.68	-	18,877.74	18,877.74	-
HRDMD (HQ)	100	352.22	352.22		488.64	488.64	-	679.38	679.38	-	945.27	945.27	-
Adidome Farm Institute	100	232.70	232.70		255.96	255.96		281.56	281.56		309.72	309.72	
Animal Health and Production	100	2,684.80	2,684.80		5,054.19	5,054.19		9,765.84	9,765.84		11,101.85	11,101.85	
Asuansi Farm Institute	100	266.00	266.00		439.00	439.00		493.00	493.00		493.00	493.00	
Damongo Agric College	100	98.60	98.60		106.50	106.50		109.70	109.70		111.80	111.80	
Ejura Agric College	100	1,001.40	1,001.40		1,051.40	1,051.40		1,104.10	1,104.10		1,159.20	1,159.20	
Kwadaso Agric College	100	2,109.80	2,109.80		2,215.30	2,215.30		2,326.10	2,326.10		2,442.40	2,442.40	
Ohawu Agric College	100	600.60	600.60		710.50	710.50		845.00	845.00		982.50	982.50	
Wenchi Farm Institute	100	814.00	814.00		1,156.00	1,156.00		1,272.00	1,272.00		1,332.00	1,332.00	
Plant Protection and Regulatory Service Directorate	13	19,960.00	2,594.80	17,365.20	21,721.68	2,823.82	18,897.86	24,391.99	3,170.96	21,221.03	27,321.24	3,551.76	23,769.48
Veterinary Services Department	16	18,004.40	2,880.70	15,123.70	30,043.19	4,806.91	25,236.28	53,128.88	8,500.62	44,628.26	96,015.87	15,362.54	80,653.33
Tree Crops Development Authority	66	5,112.30	3,374.10	1,738.20	5,523.40	3,645.50	1,877.90	5,975.90	3,944.10	2,031.80	6,473.40	4,272.50	2,200.90
Ministry of Fisheries and Aquaculture Dev.		175,152.71	130,338.94	44,813.77	181,320.12	134,651.75	46,668.37	187,765.72	139,148.15	48,617.56	194,414.20	143,778.47	50,635.73
Fisheries Commission	66	97,583.49	64,405.10	33,178.39	102,475.56	67,633.87	34,841.69	107,645.81	71,046.24	36,599.58	113,018.96	74,592.51	38,426.45
National Premix Fuel Secretariat	85	77,569.22	65,933.84	11,635.38	78,844.56	67,017.88	11,826.68	80,119.90	68,101.92	12,017.99	81,395.24	69,185.96	12,209.29
Ministry of Lands and Natural Resources		855,942.38	695,307.37	160,635.01	930,713.39	750,178.02	180,535.37	1,051,072.15	828,105.69	222,966.46	1,337,435.53	1,019,451.50	317,984.03
Forestry Commission:	85	169,906.26	144,420.32	25,485.94	161,588.30	137,350.05	24,238.24	170,791.33	145,172.63	25,618.70	180,018.77	153,015.95	27,002.82
Corporate Head Office	85	34,032.89	28,927.96	5,104.93	34,778.79	29,561.97	5,216.82	35,529.58	30,200.14	5,329.44	36,402.50	30,942.13	5,460.38
Forestry Services Division	85	73,675.45	62,624.13	11,051.32	60,732.79	51,622.87	9,109.92	64,449.15	54,781.78	9,667.37	67,930.11	57,740.59	10,189.52
Timber Industry Development Division	85	52,924.70	44,986.00	7,938.70	54,485.20	46,312.42	8,172.78	56,323.20	47,874.72	8,448.48	57,574.41	48,938.25	8,636.16
Wild Life Division	85	9,273.22	7,882.23	1,390.98	11,591.52	9,852.79	1,738.73	14,489.40	12,315.99	2,173.41	18,111.75	15,394.99	2,716.76
Ghana Geological Survey Authority	66	1,192.39	786.98	405.41	1,272.78	840.04	432.75	1,441.36	951.30	490.06	1,578.00	1,041.48	536.52
Ghana Integrated Allium Dev. Cooperation	66	6,750.00	4,455.00	2,295.00	2,750.10	1,815.07	935.03	37,917.24	25,025.38	12,891.86	196,590.23	129,749.55	66,840.68
Ghana School of Survey and Mapping	100	1,821.82	1,821.82	-	2,396.32	2,396.32	-	3,074.12	3,074.12	-	4,253.69	4,253.69	-
Lands Commission	50	264,374.79	132,187.40	132,187.40	309,074.91	154,537.46	154,537.46	366,755.99	183,378.00	183,378.00	445,444.52	222,722.26	222,722.26
Minerals Commission	100	396,900.50	396,900.50	-	436,989.46	436,989.46	-	450,278.86	450,278.86	-	485,918.22	485,918.22	-
Office of the Administrator of Stool Lands	100	14,228.20	14,228.20	-	15,488.90	15,488.90	-	19,084.30	19,084.30	-	21,038.70	21,038.70	-
Ghana Integrated Iron and Steel Development Corporation	66	768.42	507.16	261.26	1,152.62	760.73	391.89	1,728.94	1,141.10	587.84	2,593.40	1,711.64	881.76

Sector/Ministry/Department/Agency	Capped Retention (%)	2023 Projections			2024 Projections			2025 Projections			2026 Projections		
		Collection	Retention	Lodgement	Collection	Retention	Lodgement	Collection	Retention	Lodgement	Collection	Retention	Lodgement
Ministry of Trade and Industry		260,490.17	190,925.59	69,564.58	346,867.62	256,187.85	90,679.77	478,722.98	356,587.64	122,135.34	637,746.26	472,714.57	165,031.69
Ghana Export Promotion Authority	66	152.72	100.79	51.92	185.46	122.41	63.06	233.23	153.93	79.30	298.28	196.86	101.42
Ghana Enterprises Agency	66	2,140.06	1,412.44	727.62	2,882.25	1,902.29	979.97	3,133.66	2,068.21	1,065.44	3,286.44	2,169.05	1,117.39
Ghana Free Zones Authority	94	108,481.97	101,973.05	6,508.92	149,231.03	140,277.16	8,953.86	214,072.27	201,227.94	12,844.34	278,200.47	261,508.44	16,692.03
Ghana Standards Authority	59	129,701.00	76,523.59	53,177.41	173,762.57	102,519.92	71,242.65	238,116.36	140,488.65	97,627.71	329,626.85	194,479.84	135,147.01
Ghana Regional Appropriate Technology and Industrial Service (GRATIS)	70	135.44	94.81	40.63	157.57	110.30	47.27	192.74	134.92	57.82	210.49	147.34	63.15
Ministry of Trade and Industry(HQ)	53	17,686.29	9,373.73	8,312.56	18,249.15	9,672.05	8,577.10	20,379.46	10,801.11	9,578.35	23,297.17	12,347.50	10,949.67
Ghana International Trade Commission	66	2,192.70	1,447.18	745.52	2,399.59	1,583.73	815.86	2,595.26	1,712.87	882.39	2,826.57	1,865.54	961.03
Min. of Tourism, Culture and Creative Arts		32,725.55	21,481.27	11,244.28	38,520.81	24,992.42	13,528.39	48,928.41	31,659.11	17,269.30	61,234.00	39,195.11	22,038.89
Abibigroma Theatre Company	66	118.62	78.29	40.33	127.51	84.16	43.35	134.82	88.98	45.84	143.01	94.39	48.62
Bureau of Ghana Languages	33	159.03	52.48	106.55	219.92	72.57	147.34	232.00	76.56	155.44	241.00	79.53	161.47
Folklore Board	66	125.00	82.50	42.50	156.00	102.96	53.04	170.00	112.20	57.80	195.00	128.70	66.30
Ghana Dance Ensemble	66	314.69	207.70	107.00	377.63	249.24	128.39	416.23	274.71	141.52	457.86	302.18	155.67
Ghana Museums and Monuments Board	66	2,236.93	1,476.37	760.56	2,294.67	1,514.48	780.19	2,366.54	1,561.91	804.62	2,415.94	1,594.52	821.42
Ghana Tourism Authority	66	20,144.18	13,295.16	6,849.02	24,063.79	15,882.10	8,181.69	32,990.87	21,773.97	11,216.90	41,437.88	27,349.00	14,088.88
Hotel, Catering & Tourism Training Institute(HOTCATT)	100	711.96	711.96	-	70.60	70.60	-	76.00	76.00	-	80.99	80.99	-
Kwame Nkrumah Memorial Park	66	950.21	627.14	323.07	1,022.71	674.99	347.72	1,242.57	820.09	422.47	1,533.10	1,011.85	521.25
National Commission on Culture	33	930.85	307.18	623.67	1,159.84	382.75	777.09	1,766.43	582.92	1,183.51	3,537.38	1,167.34	2,370.04
National Film Authority	66	1,682.47	1,110.43	572.04	2,631.40	1,736.72	894.68	2,713.60	1,790.98	922.62	2,795.80	1,845.23	950.57
National Symphony Orchestra	66	286.26	188.93	97.33	331.32	218.67	112.65	363.99	240.23	123.76	405.81	267.83	137.97
National Theatre (Main)	66	4,422.93	2,919.13	1,503.80	5,220.22	3,445.34	1,774.87	5,439.87	3,590.31	1,849.56	6,631.94	4,377.08	2,254.86
W.E.B. Du Bois Memorial Centre	66	642.41	423.99	218.42	845.21	557.84	287.37	1,015.51	670.23	345.27	1,358.31	896.49	461.83
Min. of Env., Science, Tech.and Innovation		302,095.46	302,095.46	-	335,388.28	335,388.28	-	406,231.98	406,231.98	-	458,540.43	458,540.43	-
Biotech. and Nuclear Agric. Res. Institute	100	307.22	307.22	-	372.99	372.99	-	470.52	470.52	-	604.90	604.90	-
Council for Scientific and Industrial Research	100	29,742.84	29,742.84	-	31,229.98	31,229.98	-	32,791.48	32,791.48	-	34,431.05	34,431.05	-
Environmental Protection Agency	100	244,350.83	244,350.83	-	271,784.20	271,784.20	-	332,716.23	332,716.23	-	372,823.27	372,823.27	-
Ghana Atomic Energy Commission-Secretariat	100	14,900.10	14,900.10	-	17,961.29	17,961.29	-	22,846.32	22,846.32	-	26,174.47	26,174.47	-
Ghana Space Science and Technology Institute (GSSTI)	100	599.90	599.90	-	654.22	654.22	-	708.54	708.54	-	762.86	762.86	-
National Biosafety Authority	100	200.99	200.99	-	321.18	321.18	-	652.23	652.23	-	1,620.37	1,620.37	-
National Nuclear Research Institute	100	508.97	508.97	-	480.63	480.63	-	466.90	466.90	-	457.24	457.24	-
Nuclear Regulatory Authority	100	5,451.71	5,451.71	-	4,965.18	4,965.18	-	5,065.01	5,065.01	-	5,437.80	5,437.80	-
Radiation Protection Institute	100	4,268.52	4,268.52	-	5,195.34	5,195.34	-	6,733.51	6,733.51	-	9,643.71	9,643.71	-
Radiological and Medical Sciences Research Institute (R.A.M.S.R.I.)	100	549.12	549.12	-	621.34	621.34	-	694.57	694.57	-	716.04	716.04	-
School of Nuclear and Allied Sciences (SNAS)	100	1,215.28	1,215.28	-	1,801.92	1,801.92	-	3,086.67	3,086.67	-	5,868.74	5,868.74	-
Ministry of Energy		238,966.63	238,766.02	200.61	266,001.69	265,709.75	291.93	291,082.19	290,585.71	496.49	343,302.93	342,402.24	900.69
Energy Commission	100	59,985.32	59,985.32	-	77,990.02	77,990.02	-	84,094.00	84,094.00	-	92,547.27	92,547.27	-
Ministry of Energy (HQ)	0	200.61	-	200.61	291.93	-	291.93	496.49	-	496.49	900.69	-	900.69
National Petroleum Authority	100	178,780.70	178,780.70		187,719.74	187,719.74		206,491.71	206,491.71		249,854.97	249,854.97	

Sector/Ministry/Department/Agency	Capped Retention (%)	2023 Projections			2024 Projections			2025 Projections			2026 Projections		
		Collection	Retention	Lodgement	Collection	Retention	Lodgement	Collection	Retention	Lodgement	Collection	Retention	Lodgement
INFRASTRUCTURE		922,618.52	864,941.75	57,676.77	1,007,820.28	944,866.42	62,953.86	1,104,112.13	1,035,161.91	68,950.22	1,212,762.18	1,137,288.82	75,473.36
										-			
Ministry of Water Resources and Sanitation		52,772.19	43,992.24	8,779.95	55,773.00	46,430.90	9,342.10	58,545.66	48,595.57	9,950.09	64,150.39	53,290.23	10,860.16
Community Water and Sanitation Agency	85	48,224.18	40,990.55	7,233.63	50,635.38	43,040.08	7,595.31	52,397.01	44,537.46	7,859.55	57,636.71	48,991.20	8,645.51
Water Resources Commission	66	4,548.02	3,001.69	1,546.33	5,137.62	3,390.83	1,746.79	6,148.65	4,058.11	2,090.54	6,513.68	4,299.03	2,214.65
Ministry of Works and Housing		15,856.56	8,982.33	6,874.23	16,956.47	9,810.72	7,145.75	18,627.73	10,991.93	7,635.80	20,976.90	12,633.36	8,343.54
Architect Registration Council	66	722.62	476.93	245.69	853.08	563.03	290.05	938.39	619.34	319.05	1,032.23	681.27	350.96
Department of Rural Housing	66	221.48	146.18	75.30	247.94	163.64	84.30	271.72	179.34	92.39	280.65	185.23	95.42
Engineering Council	66	1,579.15	1,042.24	536.91	1,713.59	1,130.97	582.62	1,867.88	1,232.80	635.08	2,056.61	1,357.36	699.25
Hydrological Service Department	0	59.34		59.34	82.34		82.34	94.93		94.93	101.18	-	101.18
Ministry of Works & Housing (Hq'ters)	33	3,295.13	1,087.39	2,207.74	3,012.04	993.97	2,018.07	2,759.81	910.74	1,849.07	2,504.59	826.51	1,678.07
Public Servants Housing Loans Scheme Board	85	1,600.00	1,360.00	240.00	1,920.00	1,632.00	288.00	2,304.00	1,958.40	345.60	2,764.80	2,350.08	414.72
Public Works Department	33	1,784.78	588.98	1,195.81	1,874.02	618.43	1,255.60	2,061.43	680.27	1,381.16	2,267.57	748.30	1,519.27
Rent Control Department	33	216.55	71.46	145.09	238.21	78.61	159.60	262.03	86.47	175.56	288.23	95.12	193.11
Real Estate Agency Council	66	6,377.50	4,209.15	2,168.35	7,015.25	4,630.07	2,385.19	8,067.54	5,324.57	2,742.96	9,681.05	6,389.49	3,291.56
Ministry of Railway Development		7,803.60	5,150.38	2,653.23	9,029.76	5,959.64	3,070.12	10,224.65	6,748.27	3,476.38	10,735.88	7,085.68	3,650.20
Ghana Railway Development Authority	66	7,803.60	5,150.38	2,653.23	9,029.76	5,959.64	3,070.12	10,224.65	6,748.27	3,476.38	10,735.88	7,085.68	3,650.20
Ministry of Roads and Highway		35,800.88	28,257.17	7,543.71	40,006.40	31,258.51	8,747.90	44,835.93	34,988.14	9,847.79	50,026.33	39,224.77	10,801.56
Department of Feeder Roads	33	1,200.36	396.12	804.24	1,320.39	435.73	884.66	1,452.43	479.30	973.13	1,597.68	527.23	1,070.44
Department of Urban Roads	33	151.50	50.00	101.51	225.10	74.28	150.82	337.63	111.42	226.21	506.71	167.22	339.50
Ghana Highway Authority	66	18,364.22	12,120.38	6,243.83	20,987.68	13,851.87	7,135.81	24,034.00	15,862.44	8,171.56	26,079.52	17,212.48	8,867.04
Axle Load	100	15,496.55	15,496.55	-	16,612.63	16,612.63	-	18,300.09	18,300.09	-	21,059.46	21,059.46	-
Ministry of Roads and Highways(HQ)	33	588.25	194.12	394.13	860.61	284.00	576.61	711.78	234.89	476.89	782.96	258.38	524.58
Ministry of Communications and Digitalisation		46,980.61	32,454.70	14,525.91	50,885.80	35,320.26	15,565.54	56,324.42	39,334.03	16,990.39	62,466.04	43,869.01	18,597.02
Cyber Security Authority	66	10,694.00	7,058.04	3,635.96	11,228.70	7,410.94	3,817.76	12,351.57	8,152.04	4,199.53	13,586.73	8,967.24	4,619.49
Ministry of Communications and Digitalisation (HQ)	0	9.60		9.60	10.56		10.56	11.62		11.62	12.78		12.78
Data Protection Commission	100	3,845.53	3,845.53	-	4,611.49	4,611.49	-	5,727.34	5,727.34	-	6,930.43	6,930.43	-
Ghana Meteorological Agency	66	12,698.84	8,381.24	4,317.61	13,334.47	8,800.75	4,533.72	14,003.83	9,242.53	4,761.30	14,709.42	9,708.22	5,001.20
Ghana-India Kofi Annan Centre of Excellence	81	951.11	774.08	177.02	1,135.27	923.97	211.30	1,431.56	1,165.11	266.45	1,907.47	1,552.45	355.03
National Information Technology Agency (NITA)	66	17,085.78	11,276.61	5,809.17	18,772.88	12,390.10	6,382.78	20,618.41	13,608.15	7,010.26	22,669.15	14,961.64	7,707.51
Postal and Courier Services Reg. Comm.	66	1,695.75	1,119.19	576.55	1,792.44	1,183.01	609.43	2,180.10	1,438.87	741.23	2,650.05	1,749.04	901.02
National Communications Authority		400,890.31	400,890.31	-	440,979.34	440,979.34	-	485,077.27	485,077.27	-	533,585.00	533,585.00	-
National Communications Authority		400,890.31	400,890.31		440,979.34	440,979.34		485,077.27	485,077.27		533,585.00	533,585.00	
Ministry of Transport		362,514.38	345,214.63	17,299.75	394,189.51	375,107.06	19,082.46	430,476.47	409,426.71	21,049.76	470,821.65	447,600.77	23,220.88
Ministry of Transport (HQ)	0	90,953.63	90,953.63		91,863.16	91,863.16		93,700.43	93,700.43		95,574.44	95,574.44	
Driver and Vehicle Licensing Authority	98.8	219,714.23	217,077.66	2,636.57	246,079.94	243,126.98	2,952.96	275,609.53	272,302.22	3,307.31	308,682.67	304,978.48	3,704.19
National Road Safety Authority	66	43,127.00	28,463.82	14,663.18	47,439.69	31,310.20	16,129.50	52,183.66	34,441.22	17,742.45	57,402.03	37,885.34	19,516.69
Government Technical Training Centre	100												
Ghana Maritime Authority		8,719.52	8,719.52	-	8,806.72	8,806.72	-	8,982.85	8,982.85	-	9,162.51	9,162.51	-
Ghana Maritime Authority	100	8,719.52	8,719.52		8,806.72	8,806.72		8,982.85	8,982.85		9,162.51	9,162.51	

Sector/Ministry/Department/Agency	Capped Retention (%)	2023 Projections			2024 Projections			2025 Projections			2026 Projections		
		Collection	Retention	Lodgement	Collection	Retention	Lodgement	Collection	Retention	Lodgement	Collection	Retention	Lodgement
INFRASTRUCTURE		922,618.52	864,941.75	57,676.77	1,007,820.28	944,866.42	62,953.86	1,104,112.13	1,035,161.91	68,950.22	1,212,762.18	1,137,288.82	75,473.36
										-			
Ministry of Water Resources and Sanitation		52,772.19	43,992.24	8,779.95	55,773.00	46,430.90	9,342.10	58,545.66	48,595.57	9,950.09	64,150.39	53,290.23	10,860.16
Community Water and Sanitation Agency	85	48,224.18	40,990.55	7,233.63	50,635.38	43,040.08	7,595.31	52,397.01	44,537.46	7,859.55	57,636.71	48,991.20	8,645.51
Water Resources Commission	66	4,548.02	3,001.69	1,546.33	5,137.62	3,390.83	1,746.79	6,148.65	4,058.11	2,090.54	6,513.68	4,299.03	2,214.65
Ministry of Works and Housing		15,856.56	8,982.33	6,874.23	16,956.47	9,810.72	7,145.75	18,627.73	10,991.93	7,635.80	20,976.90	12,633.36	8,343.54
Architect Registration Council	66	722.62	476.93	245.69	853.08	563.03	290.05	938.39	619.34	319.05	1,032.23	681.27	350.96
Department of Rural Housing	66	221.48	146.18	75.30	247.94	163.64	84.30	271.72	179.34	92.39	280.65	185.23	95.42
Engineering Council	66	1,579.15	1,042.24	536.91	1,713.59	1,130.97	582.62	1,867.88	1,232.80	635.08	2,056.61	1,357.36	699.25
Hydrological Service Department	0	59.34		59.34	82.34		82.34	94.93		94.93	101.18	-	101.18
Ministry of Works & Housing (Hq'ters)	33	3,295.13	1,087.39	2,207.74	3,012.04	993.97	2,018.07	2,759.81	910.74	1,849.07	2,504.59	826.51	1,678.07
Public Servants Housing Loans Scheme Board	85	1,600.00	1,360.00	240.00	1,920.00	1,632.00	288.00	2,304.00	1,958.40	345.60	2,764.80	2,350.08	414.72
Public Works Department	33	1,784.78	588.98	1,195.81	1,874.02	618.43	1,255.60	2,061.43	680.27	1,381.16	2,267.57	748.30	1,519.27
Rent Control Department	33	216.55	71.46	145.09	238.21	78.61	159.60	262.03	86.47	175.56	288.23	95.12	193.11
Real Estate Agency Council	66	6,377.50	4,209.15	2,168.35	7,015.25	4,630.07	2,385.19	8,067.54	5,324.57	2,742.96	9,681.05	6,389.49	3,291.56
Ministry of Railway Development		7,803.60	5,150.38	2,653.23	9,029.76	5,959.64	3,070.12	10,224.65	6,748.27	3,476.38	10,735.88	7,085.68	3,650.20
Ghana Railway Development Authority	66	7,803.60	5,150.38	2,653.23	9,029.76	5,959.64	3,070.12	10,224.65	6,748.27	3,476.38	10,735.88	7,085.68	3,650.20
Ministry of Roads and Highway		35,800.88	28,257.17	7,543.71	40,006.40	31,258.51	8,747.90	44,835.93	34,988.14	9,847.79	50,026.33	39,224.77	10,801.56
Department of Feeder Roads	33	1,200.36	396.12	804.24	1,320.39	435.73	884.66	1,452.43	479.30	973.13	1,597.68	527.23	1,070.44
Department of Urban Roads	33	151.50	50.00	101.51	225.10	74.28	150.82	337.63	111.42	226.21	506.71	167.22	339.50
Ghana Highway Authority	66	18,364.22	12,120.38	6,243.83	20,987.68	13,851.87	7,135.81	24,034.00	15,862.44	8,171.56	26,079.52	17,212.48	8,867.04
Axle Load	100	15,496.55	15,496.55	-	16,612.63	16,612.63	-	18,300.09	18,300.09	-	21,059.46	21,059.46	-
Ministry of Roads and Highways(HQ)	33	588.25	194.12	394.13	860.61	284.00	576.61	711.78	234.89	476.89	782.96	258.38	524.58
Ministry of Communications and Digitalisation		46,980.61	32,454.70	14,525.91	50,885.80	35,320.26	15,565.54	56,324.42	39,334.03	16,990.39	62,466.04	43,869.01	18,597.02
Cyber Security Authority	66	10,694.00	7,058.04	3,635.96	11,228.70	7,410.94	3,817.76	12,351.57	8,152.04	4,199.53	13,586.73	8,967.24	4,619.49
Ministry of Communications and Digitalisation (HQ)	0	9.60		9.60	10.56		10.56	11.62		11.62	12.78		12.78
Data Protection Commission	100	3,845.53	3,845.53	-	4,611.49	4,611.49	-	5,727.34	5,727.34	-	6,930.43	6,930.43	-
Ghana Meteorological Agency	66	12,698.84	8,381.24	4,317.61	13,334.47	8,800.75	4,533.72	14,003.83	9,242.53	4,761.30	14,709.42	9,708.22	5,001.20
Ghana-India Kofi Annan Centre of Excellence	81	951.11	774.08	177.02	1,135.27	923.97	211.30	1,431.56	1,165.11	266.45	1,907.47	1,552.45	355.03
National Information Technology Agency (NITA)	66	17,085.78	11,276.61	5,809.17	18,772.88	12,390.10	6,382.78	20,618.41	13,608.15	7,010.26	22,669.15	14,961.64	7,707.51
Postal and Courier Services Reg. Comm.	66	1,695.75	1,119.19	576.55	1,792.44	1,183.01	609.43	2,180.10	1,438.87	741.23	2,650.05	1,749.04	901.02
National Communications Authority		400,890.31	400,890.31	-	440,979.34	440,979.34	-	485,077.27	485,077.27	-	533,585.00	533,585.00	-
National Communications Authority		400,890.31	400,890.31		440,979.34	440,979.34		485,077.27	485,077.27		533,585.00	533,585.00	
Ministry of Transport		362,514.38	345,214.63	17,299.75	394,189.51	375,107.06	19,082.46	430,476.47	409,426.71	21,049.76	470,821.65	447,600.77	23,220.88
Ministry of Transport (HQ)	0	90,953.63	90,953.63		91,863.16	91,863.16		93,700.43	93,700.43		95,574.44	95,574.44	
Driver and Vehicle Licensing Authority	98.8	219,714.23	217,077.66	2,636.57	246,079.94	243,126.98	2,952.96	275,609.53	272,302.22	3,307.31	308,682.67	304,978.48	3,704.19
National Road Safety Authority	66	43,127.00	28,463.82	14,663.18	47,439.69	31,310.20	16,129.50	52,183.66	34,441.22	17,742.45	57,402.03	37,885.34	19,516.69
Government Technical Training Centre	100												
Ghana Maritime Authority		8,719.52	8,719.52	-	8,806.72	8,806.72	-	8,982.85	8,982.85	-	9,162.51	9,162.51	-
Ghana Maritime Authority	100	8,719.52	8,719.52		8,806.72	8,806.72		8,982.85	8,982.85		9,162.51	9,162.51	

SOCIAL SECTOR		7,481,738.73	7,347,563.68	134,175.05	8,063,311.69	7,902,172.27	161,139.42	9,434,356.04	9,238,187.26	196,168.79	11,123,952.31	10,868,266.38	255,685.92
Ministry of Education		3,117,647.80	3,109,945.80	7,702.00	2,889,740.46	2,881,193.18	8,547.28	3,181,120.66	3,171,894.79	9,225.87	3,454,948.53	3,444,800.07	10,148.46
GES and Others:	100	163,352.12	155,650.11	7,702.00	167,274.40	158,727.12	8,547.28	199,476.68	190,250.81	9,225.87	186,564.73	176,416.27	10,148.46
Centre for Nat. Dist. Learning and Open Schlg	100	250.00	250.00		254.89	254.89		261.20	261.20		287.32	287.32	
Commission for Technical and Vocational Education and Training	100	22,351.45	22,351.45		25,295.56	25,295.56		29,021.17	29,021.17		33,500.72	33,500.72	
Encyclopedia Africana	100	22.50	22.50		944.03	944.03		1,038.43	1,038.43		1,142.27	1,142.27	
Ghana Academy of Arts and Science	100	550.00	550.00		605.00	605.00		665.50	665.50		732.05	732.05	
Ghana Book Devt. Council	100	887.83	887.83		1,155.53	1,155.53		1,535.53	1,535.53		2,015.83	2,015.83	
Ghana Education Service	100	20,713.97	20,713.97		21,258.21	21,258.21		22,584.47	22,584.47		24,406.02	24,406.02	
Ghana Library Authority	100	475.19	475.19		501.67	501.67		521.05	521.05		538.72	538.72	
Ghana Science Association	100	500.00	500.00		520.00	520.00		580.00	580.00		638.00	638.00	
National Schools Inspectorate Authority	100	19,823.08	19,823.08		22,796.54	22,796.54		27,355.85	27,355.85		30,091.44	30,091.44	
National Service Secretariat	66	22,652.94	14,950.94	7,702.00	25,139.07	16,591.79	8,547.28	27,134.92	17,909.05	9,225.87	29,848.41	19,699.95	10,148.46
West African Examination Council (National)	100	6,404.50	6,404.50		7,250.45	7,250.45		9,175.50	9,175.50		10,093.05	10,093.05	
National Teaching Council	100	68,720.65	68,720.65		61,553.45	61,553.45		79,603.05	79,603.05		53,270.90	53,270.90	
Ghana TVET Service		26,580.91	26,580.91	-	23,633.98	23,633.98	-	23,105.28	23,105.28	-	23,576.39	23,576.39	-
Ghana TVET Service - Headquarters	100	6,578.42	6,578.42		2,631.37	2,631.37		1,052.55	1,052.55	-	421.02	421.02	
Ghana TVET Service -Training Institutes	100	20,002.48	20,002.48		21,002.61	21,002.61		22,052.74	22,052.74		23,155.37	23,155.37	
Universities:	100	2,240,510.28	2,240,510.28	-	1,960,555.92	1,960,555.92	-	2,114,642.31	2,114,642.31	-	2,258,581.00	2,258,581.00	-
Akenten Appiah-Menka University of Skills Training and Entrepreneurial Development	100	89,928.68	89,928.68		99,456.99	99,456.99		114,597.76	114,597.76		129,639.22	129,639.22	
C. K. Tedam University of Tech. and Applied Sciences	100	12,752.96	12,752.96		14,749.70	14,749.70		18,218.31	18,218.31		20,501.63	20,501.63	
Ghana Technology University College	100	40,430.44	40,430.44		44,473.48	44,473.48		48,920.83	48,920.83		53,812.91	53,812.91	
Kwame Nkrumah Univ. of Sci. and Tech.	100	401,724.07	401,724.07		458,498.52	458,498.52		466,651.92	466,651.92		476,245.68	476,245.68	
S. D. Dombu University of Business and Integrated Development Studies	100	20,583.79	20,583.79		25,126.04	25,126.04		32,401.94	32,401.94		48,972.29	48,972.29	
University for Development Studies	100	73,194.67	73,194.67		87,826.25	87,826.25		108,140.89	108,140.89		129,903.50	129,903.50	
University of Cape Coast	100	743,486.45	743,486.45		304,026.46	304,026.46		315,114.82	315,114.82		325,158.84	325,158.84	
University of Education, Winneba	100	234,946.99	234,946.99		255,892.49	255,892.49		283,233.22	283,233.22		297,121.01	297,121.01	
University of Energy and Natural Resources	100	35,516.52	35,516.52		40,634.04	40,634.04		54,379.68	54,379.68		68,085.53	68,085.53	
University of Environment and Sustainable Devt.	100	6,293.64	6,293.64		6,408.32	6,408.32		6,678.74	6,678.74		7,212.27	7,212.27	
University of Ghana	100	392,266.12	392,266.12		423,851.91	423,851.91		454,469.63	454,469.63		477,193.11	477,193.11	
University of Health and Allied Sciences	100	42,091.18	42,091.18		49,724.08	49,724.08		57,987.82	57,987.82		68,543.16	68,543.16	
University of Mines and Technology	100	26,805.27	26,805.27		28,769.14	28,769.14		31,646.05	31,646.05		33,228.36	33,228.36	
University of Professional Studies	100	120,489.52	120,489.52		121,118.50	121,118.50		122,200.71	122,200.71		122,963.49	122,963.49	
Technical Universities	100	324,212.45	324,212.45	-	353,243.16	353,243.16	-	388,445.40	388,445.40	-	424,697.39	424,697.39	-
Accra Technical University	100	63,882.95	63,882.95		65,728.57	65,728.57		68,840.91	68,840.91		73,586.00	73,586.00	
Bolgatanga Technical University	100	9,317.49	9,317.49	-	10,249.24	10,249.24	-	11,274.17	11,274.17		12,965.29	12,965.29	
Cape Coast Technical University	100	15,472.28	15,472.28		17,037.57	17,037.57		19,500.20	19,500.20		22,635.02	22,635.02	
Ho Technical University	100	20,332.98	20,332.98		22,366.28	22,366.28		23,484.59	23,484.59		24,658.82	24,658.82	
Koforidua Technical University	100	39,200.37	39,200.37		39,709.54	39,709.54		40,207.46	40,207.46		40,559.93	40,559.93	
Kumasi Technical University	100	36,311.83	36,311.83		42,797.09	42,797.09		52,001.86	52,001.86		57,295.96	57,295.96	
Sunyani Technical University	100	58,895.87	58,895.87		64,685.46	64,685.46		71,264.10	71,264.10		78,389.41	78,389.41	
Takoradi Technical University	100	60,234.92	60,234.92		66,258.42	66,258.42		72,884.26	72,884.26		80,172.68	80,172.68	
Tamale Technical University	100	15,253.51	15,253.51		18,304.21	18,304.21		21,965.05	21,965.05		26,358.06	26,358.06	
Dr. Hilla Limann Technical University	100	5,310.25	5,310.25		6,106.78	6,106.78		7,022.80	7,022.80		8,076.22	8,076.22	
Colleges of Eduation	100	312,791.73	312,791.73		329,957.43	329,957.43		392,933.26	392,933.26		489,035.28	489,035.28	
Other Teaching Institutions	100	50,200.32	50,200.32	-	55,075.57	55,075.57	-	62,517.73	62,517.73	-	72,493.74	72,493.74	-
Ghana Institute of Journalism	100	21,702.33	21,702.33		23,332.42	23,332.42		25,493.91	25,493.91		27,765.32	27,765.32	
Ghana Institute of Languages	100	10,049.51	10,049.51	-	11,054.46	11,054.46	-	12,159.90	12,159.90	-	13,619.90	13,619.90	
Ghana Tertiary Education Commission	100	11,864.34	11,864.34		14,041.34	14,041.34		17,380.33	17,380.33		22,722.47	22,722.47	
National Film and Television Institute (NAFTI)	100	6,584.15	6,584.15		6,647.35	6,647.35		7,483.59	7,483.59		8,386.05	8,386.05	

Ministry of Employment and Labour Relations		4,759.86	2,826.22	1,933.64	5,000.95	2,978.74	2,022.22	5,220.14	3,101.00	2,119.14	5,416.16	3,205.93	2,210.23
Department of Co-operatives	33	425.07	140.27	284.80	450.44	148.65	301.79	473.00	156.09	316.91	488.70	161.27	327.43
Department of Factories Inspectorate	33	1,619.31	534.37	1,084.94	1,689.91	557.67	1,132.24	1,735.57	572.74	1,162.83	1,791.69	591.26	1,200.44
Labour Department	33	841.65	277.75	563.91	877.88	289.70	588.18	954.33	314.93	639.40	1,018.46	336.09	682.37
Management Dev. and Prod. Institute (MDPI)	100	1,873.83	1,873.83	-	1,982.72	1,982.72	-	2,057.24	2,057.24	-	2,117.31	2,117.31	-
National Vocational Training Institute (NVTI)	100												
Opportunities Industrialization Centre(OIC)	100												
National Pension Regulatory Authority		143,420.19	98,461.21	44,958.98	187,835.26	128,953.16	58,882.10	243,574.00	167,219.07	76,354.93	317,064.48	217,671.95	99,392.53
National Pension Regulatory Authority	66	143,420.19	98,461.21	44,958.98	187,835.26	128,953.16	58,882.10	243,574.00	167,219.07	76,354.93	317,064.48	217,671.95	99,392.53
Ministry of Youth and Sports		5,506.21	3,634.10	1,872.11	6,057.13	3,997.71	2,059.42	6,662.84	4,397.48	2,265.37	7,329.13	4,837.23	2,491.90
National Sports Authority	66	5,439.21	3,589.88	1,849.33	5,983.13	3,948.87	2,034.26	6,581.44	4,343.75	2,237.69	7,239.59	4,778.13	2,461.46
National Youth Authority	66	67.00	44.22	22.78	74.00	48.84	25.16	81.40	53.72	27.68	89.54	59.10	30.44
Ministry of Health		3,963,760.57	3,886,926.15	76,834.42	4,713,556.16	4,624,861.39	88,694.77	5,722,487.82	5,617,251.06	105,236.75	7,048,906.51	6,908,468.87	140,437.65
Ministry of Health (HQ)	100	22,960.00	22,960.00		24,108.00	24,108.00		25,313.40	25,313.40		27,085.34	27,085.34	
Ghana Health Service(Health Facilities)	100	1,740,928.96	1,740,928.96	-	2,239,772.30	2,239,772.30	-	2,936,389.88	2,936,389.88	-	3,844,573.50	3,844,573.50	-
Teaching Hospitals:	100	546,693.80	546,693.80	-	634,646.55	634,646.55	-	756,622.98	756,622.98	-	901,464.41	901,464.41	-
Cape Coast Teaching Hospital	100	32,400.00	32,400.00		35,196.33	35,196.33		40,884.60	40,884.60		46,072.79	46,072.79	
Ho Teaching Hospital	100	36,595.46	36,595.46	-	46,469.08	46,469.08	-	66,641.33	66,641.33	-	110,308.98	110,308.98	-
Komfo Anokye Teaching Hospital	100	114,380.98	114,380.98		133,945.01	133,945.01		159,182.39	159,182.39		189,720.96	189,720.96	
Korle-Bu Teaching Hospital	100	234,628.37	234,628.37	-	248,706.07	248,706.07	-	266,115.49	266,115.49	-	274,152.48	274,152.48	-
Ghana Radiotherapy	100												
National Cardiothoracic Centre	100												
Plastic and Burn Units	100												
National Blood Service	100	8,250.32	8,250.32		9,279.69	9,279.69		10,972.91	10,972.91		12,158.77	12,158.77	
Tamale Teaching Hospital	100	39,521.40	39,521.40		49,401.75	49,401.75	-	61,752.19	61,752.19	-	77,190.24	77,190.24	-
University of Ghana Medical Centre	100	80,917.27	80,917.27		111,648.61	111,648.61	-	151,074.07	151,074.07	-	191,860.19	191,860.19	-
Regulatory Agencies:	100	282,594.30	207,750.79	74,843.51	324,772.93	238,064.89	86,708.05	382,366.54	279,157.20	103,209.33	502,389.95	364,116.44	138,273.51
Food and Drugs Authority	70	153,654.11	107,557.88	46,096.23	184,089.06	128,862.34	55,226.72	223,518.46	156,462.92	67,055.54	335,689.24	234,982.47	100,706.77
Ghana College of Pharmacists	100	1,871.09	1,871.09	-	2,483.57	2,483.57	-	2,926.99	2,926.99	-	3,378.44	3,378.44	-
Ghana Psychology Council	100	1,109.01	1,109.01	-	1,532.15	1,532.15	-	2,070.58	2,070.58	-	2,276.05	2,276.05	-
Health Facilities Regulatory Agency	80	9,900.07	7,920.06	1,980.01	12,100.03	9,680.02	2,420.01	13,600.01	10,880.00	2,720.00	15,099.99	12,079.99	3,020.00
Medical and Dental Council	80	25,136.56	20,109.25	5,027.31	27,831.72	22,265.38	5,566.34	30,063.38	24,050.70	6,012.68	31,611.83	25,289.46	6,322.37
Nursing and Midwifery Council for Ghana (NMwCG)	80	63,678.24	50,942.59	12,735.65	65,018.94	52,015.15	13,003.79	69,292.77	55,434.22	13,858.55	73,082.46	58,465.96	14,616.49
Pharmacy Council	66	25,394.70	16,760.50	8,634.20	29,626.43	19,553.44	10,072.98	38,454.94	25,380.26	13,074.68	38,267.82	25,256.76	13,011.06
Traditional Medicine Practice Council	80	1,850.53	1,480.42	370.11	2,091.04	1,672.83	418.21	2,439.41	1,951.52	487.88	2,984.14	2,387.31	596.83
Subvented Agencies:		79,768.13	77,777.23	1,990.91	88,192.95	86,206.23	1,986.72	94,719.88	92,692.45	2,027.42	101,856.98	99,692.84	2,164.14
Allied Health Professional Council	80	9,954.54	7,963.63	1,990.91	9,933.60	7,946.88	1,986.72	10,137.11	8,109.69	2,027.42	10,820.69	8,656.55	2,164.14
Centre for Scientific Res. into Plant Medicine	100	39,064.99	39,064.99	-	41,365.90	41,365.90	-	44,261.12	44,261.12	-	47,286.16	47,286.16	-
College of Nurses and Midwives	100	9,626.55	9,626.55	-	10,148.46	10,148.46	-	10,648.63	10,648.63	-	11,395.78	11,395.78	-
Ghana College of Physicians and Surgeons	100	18,950.23	18,950.23	-	24,011.71	24,011.71	-	26,445.57	26,445.57	-	28,627.51	28,627.51	-
Ghana Institute of Clinical Genetics	100	460.01	460.01	-	529.19	529.19	-	607.97	607.97	-	699.43	699.43	-
Ghana Red Cross Society	100	227.01	227.01	-	265.60	265.60	-	292.16	292.16	-	333.06	333.06	-
Mortuaries And Funeral Facilities Agency	100	1,121.65	1,121.65	-	1,554.75	1,554.75	-	1,935.90	1,935.90	-	2,293.50	2,293.50	-
St John Ambulance	100	363.15	363.15	-	383.73	383.73	-	391.41	391.41	-	400.85	400.85	-
Psychiatric Hospitals:		16,983.16	16,983.16	-	19,857.25	19,857.25	-	23,598.48	23,598.48	-	26,730.24	26,730.24	-
Accra Psychiatric Hospital	100	4,002.37	4,002.37	-	5,277.62	5,277.62	-	6,192.56	6,192.56	-	7,021.29	7,021.29	-
Ankafu Hospital	100	3,330.78	3,330.78		3,626.35	3,626.35		4,928.61	4,928.61		5,591.87	5,591.87	
Pantang Hospital	100	9,650.02	9,650.02		10,953.28	10,953.28		12,477.32	12,477.32		14,117.08	14,117.08	
Other Health Institutions:		1,273,832.20	1,273,832.20	-	1,382,206.18	1,382,206.18	-	1,503,476.66	1,503,476.66	-	1,644,806.10	1,644,806.10	-
Ahmadiyya Muslim Health Service Ghana	100	25,708.48	25,708.48	-	31,837.34	31,837.34	-	41,766.56	41,766.56	-	61,805.38	61,805.38	-
Christian Health Assoc. of Ghana (CHAG)	100	796,778.63	796,778.63	-	876,456.49	876,456.49	-	964,102.14	964,102.14	-	1,060,512.35	1,060,512.35	-
Health Training Institutions	100	451,345.10	451,345.10	-	473,912.35	473,912.35	-	497,607.97	497,607.97	-	522,488.37	522,488.37	-

Sector/Ministry/Department/Agency	Capped Retention (%)	2023 Projections			2024 Projections			2025 Projections			2026 Projections		
		Collection	Retention	Lodgement	Collection	Retention	Lodgement	Collection	Retention	Lodgement	Collection	Retention	Lodgement
National Health Insurance Authority		245,273.50	245,273.50	-	259,657.35	259,657.35	-	273,775.48	273,775.48	-	288,713.05	288,713.05	-
National Health Insurance Authority	100	245,273.50	245,273.50		259,657.35	259,657.35		273,775.48	273,775.48		288,713.05	288,713.05	
Min. of Gender, Children & Social Protection		1,370.60	496.69	873.90	1,464.37	530.75	933.63	1,515.09	548.37	966.72	1,574.44	569.29	1,005.15
Central Adoption Authority	46	341.52	157.10	184.42	365.43	168.10	197.33	372.26	171.24	201.02	382.50	175.95	206.55
Department of Social Welfare	33	939.08	309.90	629.18	1,006.95	332.29	674.65	1,047.38	345.64	701.74	1,092.89	360.65	732.24
Efua Sutherland Children's Park	33	90.00	29.70	60.30	92.00	30.36	61.64	95.45	31.50	63.95	99.04	32.68	66.36
PUBLIC SAFETY SECTOR		757,709.02	363,286.21	394,422.81	848,898.76	400,446.64	448,452.11	936,881.08	439,749.65	497,131.43	1,036,471.43	483,176.64	553,294.79
Min. of Justice and Attorney General's Dept.		238,153.06	192,672.80	45,480.26	264,720.27	211,110.08	53,610.19	289,054.23	231,054.31	57,999.93	316,379.97	252,721.74	63,658.23
Council for Law Reporting	66	650.01	429.01	221.00	675.63	445.92	229.72	760.16	501.71	258.45	886.31	584.97	301.35
General Legal Council (Main)	100				-			-			-		
General Legal Council (Ghana School of Law)	75	46,154.70	34,779.93	11,374.77	63,995.74	47,996.81	15,998.94	65,695.10	49,271.32	16,423.77	70,340.61	52,755.46	17,585.15
Office of the Copyright Administrator	66	832.87	549.70	283.18	1,235.59	815.49	420.10	1,941.51	1,281.39	660.11	3,083.51	2,035.12	1,048.39
Registrar General's Department	16	40,001.56	6,400.25	33,601.31	44,001.72	7,040.27	36,961.44	48,401.89	7,744.30	40,657.58	53,242.08	8,518.73	44,723.34
Office of the Registrar of Companies	100	150,513.92	150,513.92	-	154,811.59	154,811.59	-	172,255.58	172,255.58	-	188,827.47	188,827.47	-
Legal Aid Commission		63.13	63.13	-	66.93	66.93	-	71.02	71.02	-	78.35	78.35	-
Legal Aid Commission	100	63.13	63.13	-	66.93	66.93	-	71.02	71.02	-	78.35	78.35	-
Ministry of Defence		28,841.50	28,841.50	-	29,944.04	29,944.04	-	31,390.73	31,390.73	-	32,836.09	32,836.09	-
37 Military Hospital	100	24,397.21	24,397.21	-	25,055.32	25,055.32		26,013.14	26,013.14		26,920.74	26,920.74	
Army	100	550.00	550.00		605.00	605.00		665.50	665.50		732.05	732.05	
Air Force	100	1,800.00	1,800.00		1,980.00	1,980.00		2,178.00	2,178.00		2,395.80	2,395.80	
Navy	100	2,094.29	2,094.29		2,303.72	2,303.72		2,534.09	2,534.09		2,787.50	2,787.50	
Judicial Service		150,584.90	45,175.47	105,409.43	165,643.40	49,693.02	115,950.38	182,207.73	54,662.32	127,545.41	200,428.51	60,128.55	140,299.96
Judicial Service	30	150,584.90	45,175.47	105,409.43	165,643.40	49,693.02	115,950.38	182,207.73	54,662.32	127,545.41	200,428.51	60,128.55	140,299.96
Ministry of Interior		340,066.43	96,533.31	243,533.12	388,524.12	109,632.58	278,891.54	434,157.37	122,571.27	311,586.09	486,748.51	137,411.91	349,336.60
Criminal Investigations Department	33	9,990.70	3,296.93	6,693.77	14,147.68	4,668.73	9,478.94	18,466.91	6,094.08	12,372.83	25,673.01	8,472.09	17,200.91
Gaming Commission	40	88,160.24	35,264.10	52,896.15	92,568.25	37,027.30	55,540.95	97,196.67	38,878.67	58,318.00	102,056.50	40,822.60	61,233.90
Ghana Immigration Service	20	203,538.76	40,707.75	162,831.01	235,005.40	47,001.08	188,004.32	261,369.58	52,273.92	209,095.67	289,588.48	57,917.70	231,670.79
Ghana National Fire Service	33	2,816.20	929.35	1,886.85	3,034.23	1,001.30	2,032.94	3,236.56	1,068.06	2,168.50	3,445.48	1,137.01	2,308.47
Ghana Prisons Service	60	580.59	348.35	232.24	862.79	517.67	345.12	1,088.26	652.96	435.30	1,370.89	822.54	548.36
Interior Headquarters	33	27,451.77	9,059.08	18,392.69	34,098.69	11,252.57	22,846.12	42,539.03	14,037.88	28,501.15	53,177.15	17,548.46	35,628.69
Narcotics Control Board	33	896.14	295.73	600.41	959.93	316.78	643.15	1,036.79	342.14	694.65	1,112.65	367.17	745.47
Police Hospital	100	6,632.02	6,632.02	-	7,847.15	7,847.15	-	9,223.57	9,223.57	-	10,324.34	10,324.34	-
MULTISECTORIAL		500,968.04	-	500,968.04	538,766.57	-	538,766.57	581,574.79	-	581,574.79	629,770.67	-	629,770.67
Accra City Revenue/Refund etc	0	13.90		13.90	15.29		15.29	16.81		16.81	18.50		18.50
Auction Sales	0	10,331.51		10,331.51	11,364.66		11,364.66	12,501.12		12,501.12	13,751.24		13,751.24
Dividend Payment	0	403,690.46		403,690.46	444,059.51		444,059.51	488,465.46		488,465.46	537,312.00		537,312.00
Interest on Loans/CAGD Loans Repayment	0	7,036.27		7,036.27	7,739.89		7,739.89	8,513.88		8,513.88	9,365.27		9,365.27
Proceeds from International Incoming Telephone Traffic (IITT) - CF's Share	0	61,491.35		61,491.35	55,342.21		55,342.21	49,807.99		49,807.99	44,827.19		44,827.19
NLA net income	0	18,400.00		18,400.00	20,240.00		20,240.00	22,264.00		22,264.00	24,490.40		24,490.40
Value Books Sales	0	4.56		4.56	5.02		5.02	5.52		5.52	6.07		6.07
Yield from capping policy	0	-		-	-		-	-		-	-		-
Revised 2021 Retention	0	-		-	-		-	-		-	-		-
GRAND TOTAL		12,142,745.07	10,627,615.27	1,515,129.80	13,215,046.82	11,514,046.23	1,701,000.59	15,270,524.18	13,321,374.42	1,949,149.76	17,904,962.46	15,586,585.15	2,318,377.31

2022 Non-Tax Revenue / Internally Generated Funds (NTR/IGF) Actuals and Medium Term (2023-2026) Projections

	2022						2023		2024	2025	2026
<u>GHS</u>	Budget	Target (Jan-Sep)	Actual (Jan-Sep)	Deviation	Projected End Year (PEY)	PEY as a % of Budget	Projections	Growth Over 2022 PEY	Projections	Projections	Projections
Total Collections (a+b)	9,786,236,764.00	7,353,378,055.55	6,410,264,164.45	-13%	8,553,723,265.77	87%	12,142,745,065.28	42%	13,215,046,820.41	15,270,524,175.95	17,904,962,457.67
a. Lodgement:	1,467,622,680.00	1,143,010,323.30	964,341,051.14	-16%	1,278,040,149.19	87%	1,515,129,797.55	19%	1,701,000,594.69	1,949,149,759.89	2,318,377,306.33
Sale of Goods and Services / Fees and Charges	916,989,325.00	729,577,332.73	539,538,167.64	-26%	731,636,304.52	80%	941,894,247.03	29%	1,070,441,489.12	1,264,859,723.64	1,575,449,495.33
Dividend	398,319,638.00	303,753,740.63	285,630,043.74	-6%	380,840,058.32	96%	403,690,461.82	6%	444,059,508.00	488,465,458.80	537,312,004.68
Yield from Capping	152,313,717.00	109,679,249.94	139,172,839.76	27%	165,563,786.35	109%	169,545,088.70	2%	186,499,597.57	195,824,577.45	205,615,806.32
b. Retention:	8,318,614,084.00	6,210,367,732.25	5,445,923,113.31	-12%	7,275,683,116.58	87%	10,627,615,267.72	46%	11,514,046,225.71	13,321,374,416.07	15,586,585,151.34
Sale of Goods and Services / Fees and Charges	8,318,614,084.00	6,210,367,732.25	5,445,923,113.31	-12%	7,275,683,116.58	87%	10,627,615,267.72	46%	11,514,046,225.71	13,321,374,416.07	15,586,585,151.34

2023 INTERNALLY GENERATED FUNDS RETENTION (EXPENDITURE) BREAKDOWN BY MDAS

Sector/Ministry/Department/Agency	EMPLOYEE COMPENSATION	GOODS AND SERVICE	CAPEX	TOTAL
ADMINISTRATION SECTOR	53,114,595.51	308,677,601.08	93,151,017.95	454,943,214.53
Office of Government Machinery	-	69,447,304.10	18,132,751.18	87,580,055.28
Ghana Investment Promotion Centre	-	35,762,668.13	3,973,629.79	39,736,297.92
National Identification Authority	-	16,809,492.59	2,966,381.05	19,775,873.64
Office of the Chief of Staff	-	86,032.86	-	86,032.86
State Interest and Governance Authority	-	16,789,110.52	11,192,740.34	27,981,850.86
Office of the Head of Civil Service	-	3,624,013.80	1,627,225.54	5,251,239.34
Civil Service Training Centre	-	2,122,109.60	909,475.54	3,031,585.14
Government Secretarial School	-	1,000,000.00	700,000.00	1,700,000.00
Institute of Technical Supervision	-	337,250.00	17,750.00	355,000.00
Public Records & Archives Admin. Dept.	-	80,304.20	-	80,304.20
Management Services Department	-	84,350.00	-	84,350.00
Public Services Commission	-	27,490.12	-	27,490.12
Public Services Commission		27,490.12		27,490.12
Ministry of Foreign Affairs & Regional Integration	-	109,143,127.76	39,641,626.83	148,784,754.59
Foreign Affairs and Regional Integration (Finance Bureau)	-	1,042,746.64	695,164.43	1,737,911.07
Missions	-	28,611,281.10	19,074,187.40	47,685,468.49
Passport Office	-	79,489,100.02	19,872,275.01	99,361,375.03
Ministry of Finance	-	96,890,209.32	27,210,596.65	124,100,805.97
Controller and Accountant General's Department (CAGD)	-	18,773,304.60	6,257,768.20	25,031,072.80
General Administration and Finance	-	74,969,460.58	19,699,184.70	94,668,645.28
Ghana Statistical Service	-	25,632.21	-	25,632.21
Institute of Accountancy Training	-	196,643.18	-	196,643.18
Public Procurement Authority	-	2,925,168.75	1,253,643.75	4,178,812.50
Securities and Exchange Commission	29,385,081.48	19,440,785.70	4,204,843.24	53,030,710.42
Securities and Exchange Commission	29,385,081.48	19,440,785.70	4,204,843.24	53,030,710.42
Electoral Commission	-	305,910.00	-	305,910.00
Electoral Commission		305,910.00		305,910.00
Ministry of Local Government and Rural Development	2,000,000.00	4,844,277.16	2,333,974.50	9,178,251.66
Births and Deaths Registry		2,477,381.22	1,333,974.50	3,811,355.72
Dept. of Parks and Gardens	-	366,895.94	-	366,895.94
Institute of Local Government Studies	2,000,000.00	2,000,000.00	1,000,000.00	5,000,000.00
Ministry of Information	21,729,514.03	4,954,483.13	-	26,683,997.16
Ghana Broadcasting Corporation	21,729,514.03	4,769,893.32		26,499,407.35
Ghana News Agency		123,391.57		123,391.57
Information Service Department		61,198.24		61,198.24

ECONOMIC SECTOR	378,558,321.33	747,575,453.17	470,746,642.99	1,596,880,417.48
Ministry of Food and Agriculture	-	16,298,240.45	1,667,519.89	17,965,760.34
Animal Production Department	-	688,743.00	-	688,743.00
Grains and Legumes Development Board	-	213,840.00	53,460.00	267,300.00
Human Resource Dev. & Management Directorate:	-	8,160,117.62	-	8,160,117.62
HRDMD (HQ)	-	352,217.62	-	352,217.62
Adidome Farm Institute	-	232,700.00	-	232,700.00
Animal Health and Production	-	2,684,800.00	-	2,684,800.00
Asuansi Farm Institute	-	266,000.00	-	266,000.00
Damongo Agric College	-	98,600.00	-	98,600.00
Ejura Agric College	-	1,001,400.00	-	1,001,400.00
Kwadaso Agric College	-	2,109,800.00	-	2,109,800.00
Ohawu Agric College	-	600,600.00	-	600,600.00
Wenchi Farm Institute	-	814,000.00	-	814,000.00
Plant Protection and Regulatory Service Directorate	-	1,556,879.83	1,037,919.89	2,594,799.72
Veterinary Services Department	-	2,304,560.00	576,140.00	2,880,700.00
Tree Crops Development Authority	-	3,374,100.00	-	3,374,100.00
	#REF!			
Min. of Fisheries & Aquaculture Devevelopment	-	60,586,656.21	69,752,284.19	130,338,940.40
Fisheries Commission	-	58,608,641.00	5,796,459.00	64,405,100.00
National Premix Fuel Secretariat	-	1,978,015.21	63,955,825.19	65,933,840.40
Ministry of Lands and Natural Resources	138,915,173.28	324,043,331.19	232,348,863.03	695,307,367.49
Forestry Commission:				-
Corporate Head Office	-	23,142,365.68	5,785,591.42	28,927,957.10
Forestry Services Division	-	43,836,894.49	18,787,240.49	62,624,134.98
Timber Industry Development Division	-	31,490,196.50	13,495,798.50	44,985,995.00
Forestry Plantation Development Board	-			
Wild Life Division	-	5,517,563.41	2,364,670.03	7,882,233.44
Ghana Geological Survey Authority	-	472,187.07	314,791.38	786,978.45
Ghana Integrated Alliumium Dev. Cooperation	-	4,454,997.00	-	4,454,997.00
Ghana School of Survey and Mapping	-	1,093,094.24	728,729.49	1,821,823.73
Lands Commission	-	85,921,807.09	46,265,588.43	132,187,395.52
Minerals Commission	138,915,173.28	119,070,148.52	138,915,173.28	396,900,495.08
Office of the Administrator of Stool Lands	-	8,536,920.00	5,691,280.00	14,228,200.00
Ghana Integrated Iron and Steel Development Corporation	-	507,157.20	-	507,157.20
Ministry of Trade and Industry	33,090,516.77	102,532,131.83	55,302,944.13	190,925,592.74
Ghana Export Promotion Authority	-	100,792.69	-	100,792.69
Ghana Enterprises Agency	-	847,463.63	564,975.76	1,412,439.39
Ghana Free Zones Authority	32,631,375.23	48,947,062.85	20,394,609.52	101,973,047.61
Ghana Standards Authority	459,141.54	45,455,012.02	30,609,435.71	76,523,589.27
GRATIS Foundation	-	75,845.73	18,961.43	94,807.16
Ministry of Trade and Industry(HQ)	-	6,092,927.50	3,280,807.12	9,373,734.62
Ghana International Trade Commission	-	1,013,027.40	434,154.60	1,447,182.00
Min. of Tourism, Culture and Creative Arts	-	16,619,238.86	4,862,031.83	21,481,270.69
Abibigroma Theatre Company	-	62,631.97	15,657.99	78,289.97
Bureau of Ghana Languages	-	52,478.91	-	52,478.91
Folklore Board	-	66,000.00	16,500.00	82,500.00
Ghana Dance Ensemble	-	166,158.26	41,539.56	207,697.82
Ghana Museums & Monuments Board	-	1,003,933.37	472,439.23	1,476,372.60
Ghana Tourism Authority	-	10,636,129.18	2,659,032.29	13,295,161.47
Hotel, Catering & Tourism Training Institute(HOTCATT)	-	213,588.74	498,373.73	711,962.47
Kwame Nkrumah Memorial Park	-	533,067.64	94,070.76	627,138.40
National Commission on Culture	-	261,104.28	46,077.23	307,181.50
National Film Authority	-	777,302.06	333,129.46	1,110,431.52
National Symphony Orchestra	-	151,144.28	37,786.07	188,930.35
National Theatre	-	2,335,306.48	583,826.62	2,919,133.10
W.E.B. Du Bois Memorial Centre	-	360,393.69	63,598.89	423,992.58
				-
Min. of Env., Science, Tech.& Innovation	97,740,330.56	152,331,428.39	52,023,705.34	302,095,464.30
Biotech. and Nuclear Agric. Res. Institute	-	215,052.89	92,165.52	307,218.41
Council for Scientific and Industrial Research	-	23,794,268.13	5,948,567.03	29,742,835.16
Environmental Protection Agency	97,740,330.56	109,957,871.88	36,652,623.96	244,350,826.41
Ghana Atomic Energy Commission	-	10,430,069.85	4,470,029.93	14,900,099.78
Ghana Space Science and Technology Institute (GSSTI)	-	419,932.07	179,970.89	599,902.95
National Biosafety Authority	-	160,791.66	40,197.92	200,989.58
Nuclear Regulatory Authority	-	2,834,891.62	2,616,823.03	5,451,714.65
Nuclear Research Institute	-	356,276.26	152,689.83	508,966.09
Radiation Protection Institute	-	2,987,962.87	1,280,555.52	4,268,518.39
Radiological and Medical Sciences Research Institute (RAMSRI)	-	384,381.09	164,734.75	549,115.84
School of Nuclear and Allied Sciences (SNAS)	-	789,930.08	425,346.96	1,215,277.04
				-

Ministry of Energy	108,812,300.71	75,164,426.23	54,789,294.58	238,766,021.52
Energy Commission	22,194,568.96	28,792,954.33	8,997,798.23	59,985,321.52
National Petroleum Authority	86,617,731.75	46,371,471.90	45,791,496.35	178,780,700.00
INFRASTRUCTURE	184,225,100.41	410,176,815.91	270,539,836.92	864,941,753.25
Ministry of Water Resources and Sanitation	-	26,695,513.52	17,296,727.14	43,992,240.66
Community Water and Sanitation Agency	-	24,594,329.67	16,396,219.78	40,990,549.46
Water Resources Commission	-	2,101,183.84	900,507.36	3,001,691.21
Ministry of Works and Housing	-	6,928,260.28	2,054,070.48	8,982,330.76
Architect Registration Council	-	476,931.73	-	476,931.73
Department of Rural Housing	-	146,175.74	-	146,175.74
Engineering Council	-	382,239.00	660,000.00	1,042,239.00
Ministry of Works & Housing (Hq'ters)**	-	1,087,393.40	-	1,087,393.40
Public Servants Housing Loans Scheme Board	-	1,360,000.00	-	1,360,000.00
Public Works Department	-	588,978.70	-	588,978.70
Rent Control Department	-	71,462.18	-	71,462.18
Real Estate Agency Council	-	2,815,079.52	1,394,070.48	4,209,150.00
Ministry of Railway Development	-	4,120,302.91	1,030,075.73	5,150,378.64
Ghana Railway Development Authority	-	4,120,302.91	1,030,075.73	5,150,378.64
Ministry of Roads and Highways	-	17,210,398.62	11,046,775.06	28,257,173.68
Department of Feeder Roads	-	396,118.20	-	396,118.20
Department of Urban Roads	-	49,996.25	-	49,996.25
Ghana Highway Authority	-	7,272,229.94	4,848,153.30	12,120,383.24
Axle Load	-	9,297,932.65	6,198,621.76	15,496,554.41
Ministry of Roads and Highways(HQ)	-	194,121.58	-	194,121.58
Ministry of Communications and Digitalisation	1,538,210.20	26,339,894.68	4,576,591.36	32,454,696.25
Cyber Security Authority	-	7,058,040.00	-	7,058,040.00
Data Protection Commission	1,538,210.20	1,345,933.93	961,381.38	3,845,525.51
Ghana Meteorological Agency	-	8,381,236.99	-	8,381,236.99
Ghana-India Kofi Annan Centre of Excellence	-	541,859.48	232,225.49	774,084.97
National Information Technology Agency (NITA)	-	7,893,630.48	3,382,984.49	11,276,614.98
Postal and Courier Services Regulatory Commission	-	1,119,193.80	-	1,119,193.80
National Communications Authority	114,976,555.94	110,488,751.34	175,425,000.00	400,890,307.28
National Communications Authority	114,976,555.94	110,488,751.34	175,425,000.00	400,890,307.28
Ministry of Transport	67,710,334.27	218,393,694.56	59,110,597.15	345,214,625.98
Ministry of Transport (HQ)	-	74,763,882.61	16,189,745.87	90,953,628.48
Driver and Vehicle Licensing Authority	67,710,334.27	120,217,331.59	29,149,993.38	217,077,659.24
National Road Safety Authority	-	19,924,671.80	8,539,145.06	28,463,816.85
Ghana Maritime Authority	-	3,487,808.56	5,231,712.84	8,719,521.41
SOCIAL SECTOR	881,727,790.94	4,717,752,101.05	1,748,083,782.96	7,347,563,674.96
Ministry of Education	243,910,078.00	1,700,386,726.07	1,165,648,995.89	3,109,945,799.96
GES and Others:	-	131,482,409.07	24,167,705.89	155,650,114.96
Centre for National Distance Learning and Open Schooling	-	250,000.00	-	250,000.00
Commission for Technical and Vocational Education and Training	-	17,881,159.66	4,470,289.91	22,351,449.57
Encyclopedia Africana	-	6,979.84	15,520.16	22,500.00
Ghana Academy of Arts and Science	-	550,000.00	-	550,000.00
Ghana Book Devt. Council	-	532,698.00	355,132.00	887,830.00
Ghana Education Service	-	20,713,970.00	-	20,713,970.00
Ghana Library Authority	-	380,152.00	95,038.00	475,190.00
Ghana Science Association	-	500,000.00	-	500,000.00
National Schools Inspectorate Authority	-	10,194,733.57	9,628,348.47	19,823,082.05
National Service Secretariat	-	8,970,566.01	5,980,377.34	14,950,943.34
West African Examination Council (National)	-	6,404,500.00	-	6,404,500.00
National Teaching Council	-	65,097,650.00	3,623,000.00	68,720,650.00
Ghana TVET Service	-	24,219,801.00	2,361,105.00	26,580,906.00
Ghana TVET Service - Headquarters	-	6,528,624.00	49,800.00	6,578,424.00
Ghana TVET Service -Training Institutes	-	17,691,177.00	2,311,305.00	20,002,482.00
Universities:	191,870,487.00	1,089,784,775.00	958,855,018.00	2,240,510,280.00
Akenten Appiah-Menka University of Skills Training and Entrepreneurial Development(AMMUSTED)	7,194,294.00	38,669,332.00	44,065,053.00	89,928,679.00
C. K. Tedam University of Tech. and Applied Sciences	1,147,766.00	4,846,124.00	6,759,068.00	12,752,958.00
Ghana CommunicationTechnology University	1,464,000.00	30,880,350.00	8,086,087.00	40,430,437.00
Kwame Nkrumah University of Science and Technology	31,409,639.00	174,549,595.00	195,764,840.00	401,724,074.00
S. D. Dombo University of Bus. and Int. Devt. Studies	3,087,568.00	13,379,461.00	4,116,757.00	20,583,786.00
University for Development Studies	10,979,200.00	29,277,867.00	32,937,600.00	73,194,667.00
University of Cape Coast	22,066,715.00	327,992,631.00	393,427,107.00	743,486,453.00
University of Education, Winneba	14,096,819.00	138,618,722.00	82,231,445.00	234,946,986.00
University of Energy and Natural Resources	1,420,661.00	16,692,762.00	17,403,092.00	35,516,515.00
University of Environment and Sustainable Devt.	-	6,293,640.00	-	6,293,640.00
University of Ghana	94,143,869.00	251,050,317.00	47,071,935.00	392,266,121.00
University of Health and Allied Sciences	3,118,956.00	18,823,175.00	20,149,047.00	42,091,178.00
University of Mines and Technology	536,105.00	18,227,581.00	8,041,580.00	26,805,266.00
University of Professional Studies	1,204,895.00	20,483,218.00	98,801,407.00	120,489,520.00
Technical Universities	42,598,657.00	174,857,499.00	106,756,290.00	324,212,446.00
Accra Technical University	2,251,690.00	41,073,646.00	20,557,617.00	63,882,953.00
Bolgatanga Technical University	1,973,248.00	6,993,345.00	350,900.00	9,317,493.00
Cape Coast Technical University	1,752,276.00	10,120,000.00	3,600,000.00	15,472,276.00
Ho Technical University	2,602,621.00	13,655,629.00	4,074,729.00	20,332,979.00
Koforidua Technical University	9,408,088.00	17,640,164.00	12,152,113.00	39,200,365.00
Kumasi Technical University	1,439,103.00	25,794,772.00	9,077,958.00	36,311,833.00
Sunyani Technical University	5,630,381.00	12,553,354.00	40,712,139.00	58,895,874.00
Takoradi Technical University	15,233,410.00	33,081,020.00	11,920,491.00	60,234,921.00
Tamale Technical University	2,288,026.00	9,152,103.00	3,813,377.00	15,253,506.00
Dr. Hilla Limann Technical University	19,814.00	4,793,466.00	496,966.00	5,310,246.00
Colleges of Education	8,673,838.00	241,532,677.00	62,585,218.00	312,791,733.00
Other Teaching Institutions	767,096.00	38,509,565.00	10,923,659.00	50,200,320.00
Ghana Institute of Journalism	-	13,021,396.00	8,680,930.00	21,702,326.00
Ghana Institute of Languages	767,096.00	8,093,144.00	1,189,265.00	10,049,505.00
Ghana Tertiary Education Commission	-	11,864,340.00	-	11,864,340.00
National Film and Television Institute (NAFTI)	-	5,530,685.00	1,053,464.00	6,584,149.00

Ministry of Employment and Labour Relations	-	2,451,454.86	374,766.00	2,826,220.86
Department of Co-operatives	-	140,273.10	-	140,273.10
Department of Factories Inspectorate	-	534,371.69	-	534,371.69
Labour Department	-	277,746.07	-	277,746.07
Management Dev.& Productivity Institute (MDPI)	-	1,499,064.00	374,766.00	1,873,830.00
National Pension Regulatory Authority	40,139,152.48	48,321,038.73	10,001,018.79	98,461,210.00
National Pension Regulatory Authority	40,139,152.48	48,321,038.73	10,001,018.79	98,461,210.00
Ministry of Youth and Sports	-	3,634,099.08	-	3,634,099.08
National Sports Authority		3,589,879.08		3,589,879.08
National Youth Authority		44,220.00		44,220.00
Ministry of Health	524,096,511.53	2,790,770,640.28	572,059,002.29	3,886,926,154.09
Ministry of Health (HQ)	-	22,960,000.00	-	22,960,000.00
Ghana Health Service (Health Facilities)	261,139,344.35	1,305,696,721.75	174,092,896.23	1,740,928,962.33
Teaching Hospitals:	61,312,839.81	437,772,430.45	47,608,533.66	546,693,803.93
Cape Coast Teaching Hospital	3,078,000.00	25,920,000.00	3,402,000.00	32,400,000.00
Ho Teaching Hospital	5,489,319.03	27,446,595.15	3,659,546.02	36,595,460.20
Komfo Anokye Teaching Hospital	17,157,146.91	80,414,389.73	16,809,442.77	114,380,979.41
Korlebu Teaching Hospital	17,075,452.31	202,399,775.98	15,153,138.53	234,628,366.82
National Blood Bank	1,237,548.19	6,315,740.95	697,032.13	8,250,321.27
Tamale Teaching Hospital	5,137,782.42	31,617,122.58	2,766,498.23	39,521,403.23
University of Ghana Medical Centre	12,137,590.95	63,658,806.07	5,120,875.98	80,917,273.00
Regulatory Agencies:	32,582,620.78	132,840,739.85	42,327,434.21	207,750,794.84
Food and Drugs Authority	21,511,575.21	64,534,725.62	21,511,575.21	107,557,876.04
Ghana College of Pharmacists	112,265.59	1,384,608.99	374,218.64	1,871,093.22
Ghana Psychology Council	166,350.98	720,854.26	221,801.31	1,109,006.55
Health Facilities Regulatory Agency	1,485,010.45	4,455,031.35	1,980,013.93	7,920,055.73
Medical and Dental Council	2,010,924.98	14,076,474.84	4,021,849.95	20,109,249.78
Nursing and Midwifery Council of Ghana(NMwCG)	5,094,259.19	35,659,814.31	10,188,518.37	50,942,591.87
Pharmacy Council	2,011,260.08	10,894,325.46	3,854,915.16	16,760,500.70
Traditional Medicine Practice Council	190,974.30	1,114,905.02	174,541.63	1,480,420.95
Subvented Agencies:	9,339,550.95	54,972,884.11	13,464,791.11	77,777,226.16
Allied Health Professional Council	557,454.22	5,813,451.15	1,592,726.34	7,963,631.71
Centre for Scientific Research into Plant Medicine	4,899,836.59	28,305,404.26	5,859,748.39	39,064,989.24
College of Nurses and Midwives	962,654.97	6,738,584.77	1,925,309.94	9,626,549.68
Ghana College of Physicians and Surgeons	2,842,534.53	12,317,649.62	3,790,046.04	18,950,230.19
Ghana Institute of Clinical Genetics		460,013.36		460,013.36
Ghana Red Cross Society		227,010.00		227,010.00
Mortuaries And Funeral Facilities Agency	51,650.00	845,670.00	224,330.00	1,121,650.00
St John Ambulance	25,420.64	265,100.95	72,630.40	363,151.99
Psychiatric Hospitals:	2,064,973.58	12,573,960.02	2,344,229.89	16,983,163.49
Accra Psychiatric Hospital	600,355.26	3,001,776.29	400,236.85	4,002,368.40
Ankafu Hospital	499,616.43	2,817,170.51	13,989.26	3,330,776.20
Pantang Hospital	965,001.89	6,755,013.22	1,930,003.78	9,650,018.89
Others	157,657,182.06	823,953,904.09	292,221,117.19	1,273,832,203.34
Ahmadiyya Muslim Health Service Ghana	3,856,271.82	16,710,511.23	5,141,695.76	25,708,478.81
Christian Health Associations of Ghana (CHAG)	119,719,941.32	517,190,880.18	159,867,805.00	796,778,626.50
Health Training Institutions	34,080,968.92	290,052,512.68	127,211,616.43	451,345,098.03
National Health Insurance Authority	73,582,048.93	171,691,447.50	-	245,273,496.43
National Health Insurance Authority (NHIA)	73,582,048.93	171,691,447.50		245,273,496.43
Min. of Gender, Children and Social Protection		496,694.53		496,694.53
Central Adoption Authority	-	157,099.35	-	157,099.35
Department of Social Welfare	-	309,895.19	-	309,895.19
Efua Sutherland Children's Park	-	29,700.00	-	29,700.00
PUBLIC SAFETY SECTOR	44,883,245.99	212,151,385.96	106,251,575.42	363,286,207.37
Min. of Justice and Attorney General's Dept.	9,738,380.96	112,918,553.64	70,015,868.45	192,672,803.05
Council for Law Reporting	-	300,305.84	128,702.50	429,008.35
General Legal Council (Ghana School of Law)	9,738,380.96	17,389,966.00	7,651,585.00	34,779,931.96
Office of the Copyright Administrator	-	439,756.81	109,939.20	549,696.01
Registrar General's Department	-	4,480,174.63	1,920,074.84	6,400,249.47
Office of the Registrar of Companies	-	90,308,350.36	60,205,566.91	150,513,917.27
Legal Aid Commission	-	63,125.57	-	63,125.57
Legal Aid Commission		63,125.57		63,125.57
Ministry of Defence	-	28,841,498.34	-	28,841,498.34
37 Military Hospital		24,397,208.34		24,397,208.34
Army		550,000.00		550,000.00
Air Force		1,800,000.00		1,800,000.00
Navy		2,094,290.00		2,094,290.00
Judicial Service	27,105,282.82	15,811,414.98	2,258,773.57	45,175,471.37
Judicial Service	27,105,282.82	15,811,414.98	2,258,773.57	45,175,471.37
Ministry of Interior	8,039,582.21	54,516,793.43	33,976,933.40	96,533,309.03
Criminal Investigations Department	-	3,296,932.21	-	3,296,932.21
Gaming Commission	8,039,582.21	13,601,457.73	13,623,056.93	35,264,096.87
Ghana Immigration Service	-	20,353,876.47	20,353,876.47	40,707,752.94
Ghana National Fire Service	-	929,345.07	-	929,345.07
Ghana Prisons Service	-	348,352.99	-	348,352.99
Interior Headquarters	-	9,059,084.63	-	9,059,084.63
Narcotics Control Board	-	295,726.48	-	295,726.48
Police Hospital	-	6,632,017.84	-	6,632,017.84
GRAND TOTAL	1,542,509,054.18	6,396,333,357.17	2,688,772,856.24	10,627,615,267.59

2024 INTERNALLY GENERATED FUNDS RETENTION (EXPENDITURE) BREAKDOWN BY MDAS

Sector/Ministry/Department/Agency	EMPLOYEE COMPENSATION	GOODS AND SERVICE	CAPEX	TOTAL
ADMINISTRATION SECTOR	34,563,589.63	328,859,051.95	112,179,369.07	475,602,010.65
Office of Government Machinery	-	78,240,981.42	23,274,436.59	101,515,418.01
Ghana Investment Promotion Centre	-	35,909,898.75	3,989,988.75	39,899,887.50
National Identification Authority	-	18,110,800.31	3,196,023.58	21,306,823.89
Office of the Chief of Staff	-	87,645.97	-	87,645.97
State Interest and Governance Authority	-	24,132,636.39	16,088,424.26	40,221,060.65
Office of the Head of Civil Service	-	4,375,643.90	1,794,907.41	6,170,551.30
Civil Service Training Shool	-	2,633,767.28	1,128,757.41	3,762,524.69
Government Secretarial School	-	1,274,350.00	546,150.00	1,820,500.00
Institute of Technical Supervision	-	280,000.00	120,000.00	400,000.00
Public Records & Archives Admin. Dept.	-	92,838.43	-	92,838.43
Management Services Department	-	94,688.18	-	94,688.18
Public Services Commission	-	28,611.61	-	28,611.61
Public Services Commission		28,611.61		28,611.61
Ministry of Foreign Affairs & Regional Integration	-	78,348,234.30	51,900,661.11	130,248,895.41
Foreign Affairs and Regional Integration (Finance Bureau)	-	795,588.20	198,897.05	994,485.25
Missions	-	25,343,962.16	16,895,974.77	42,239,936.93
Passport Office	-	52,208,683.94	34,805,789.29	87,014,473.23
Ministry of Finance	-	104,462,084.15	29,464,036.39	133,926,120.54
Controller and Accountant General's Department (CAGD)	-	22,527,666.00	7,509,222.00	30,036,888.00
General Administration and Finance	-	78,444,310.13	20,575,806.27	99,020,116.40
Ghana Statistical Service	-	32,579.23	-	32,579.23
Institute of Accountancy Training	-	239,843.16	-	239,843.16
Public Procurement Authority	-	3,217,685.63	1,379,008.13	4,596,693.75
Securities and Exchange Commission	32,323,589.63	21,384,864.27	4,625,327.56	58,333,781.46
Securities and Exchange Commission	32,323,589.63	21,384,864.27	4,625,327.56	58,333,781.46
Electoral Commission	-	4,383,720.00	-	4,383,720.00
Electoral Commission		4,383,720.00		4,383,720.00
Ministry of Local Government and Rural Development	2,240,000.00	7,214,394.17	1,120,000.00	10,574,394.17
Births and Deaths Registry		4,553,270.19		4,553,270.19
Dept. of Parks and Gardens	-	421,123.98	-	421,123.98
Institute of Local Government Studies	2,240,000.00	2,240,000.00	1,120,000.00	5,600,000.00
Ministry of Information	-	30,420,518.14	-	30,420,518.14
Ghana Broadcasting Corporation		30,204,017.54		30,204,017.54
Ghana News Agency		144,523.68		144,523.68
Information Service Department		71,976.91		71,976.91

Sector/Ministry/Department/Agency	EMPLOYEE COMPENSATION	GOODS AND SERVICE	CAPEX	TOTAL
ECONOMIC SECTOR	435,630,501.95	848,475,355.41	506,853,019.37	1,790,958,876.74
Ministry of Food and Agriculture	-	21,705,777.94	2,145,029.48	23,850,807.42
Animal Production Department		826,487.00		826,487.00
Grains and Legumes Development Board	-	216,480.00	54,120.00	270,600.00
Human Resource Dev. & Management Directorate	-	11,477,491.37	-	11,477,491.37
HRDMD (HQ)	-	488,641.37	-	488,641.37
Adidome Farm Institute		255,960.00		255,960.00
Animal Health and Production		5,054,190.00		5,054,190.00
Asuansi Farm Institute		439,000.00		439,000.00
Damongo Agric College		106,500.00		106,500.00
Ejura Agric College		1,051,400.00		1,051,400.00
Kwadaso Agric College		2,215,300.00		2,215,300.00
Ohawu Agric College		710,500.00		710,500.00
Wenchi Farm Institute		1,156,000.00		1,156,000.00
Plant Protection & Regulatory Service	-	1,694,291.02	1,129,527.35	2,823,818.36
Veterinary Services Department	-	3,845,528.55	961,382.14	4,806,910.69
Tree Crops Development Authority	-	3,645,500.00	-	3,645,500.00
Min. of Fisheries & Aquaculture Devevelopment	-	63,557,355.36	71,094,391.21	134,651,746.56
Fisheries Commission	-	61,546,818.97	6,087,048.03	67,633,867.00
National Premix Fuel Secretariat	-	2,010,536.39	65,007,343.17	67,017,879.56
Ministry of Lands and Natural Resources	152,946,310.66	343,697,638.46	252,773,342.31	749,417,291.43
Forestry Commission:				-
Corporate Head Office	-	23,649,575.68	5,912,393.92	29,561,969.60
Forestry Services Division	-	36,136,010.72	15,486,861.74	51,622,872.46
Timber Industry Development Division	-	32,418,694.00	13,893,726.00	46,312,420.00
Forestry Plantation Development Board				
Wild Life Division	-	6,896,954.26	2,955,837.54	9,852,791.80
Ghana Geological Survey Authority	-	504,022.04	336,014.70	840,036.74
Ghana Integrated Alliumium Dev. Cooperation	-	1,815,065.51	-	1,815,065.51
Ghana School of Surveying and Mapping	-	1,437,792.61	958,528.40	2,396,321.01
Lands Commission	-	100,449,345.93	54,088,109.35	154,537,455.28
Minerals Commission	152,946,310.66	131,096,837.71	152,946,310.66	436,989,459.04
Office of the Administrator of Stool Lands	-	9,293,340.00	6,195,560.00	15,488,900.00
Ministry of Trade and Industry	45,503,811.81	137,738,056.31	73,706,708.12	256,948,576.24
Export Promotion Authority	-	122,406.88	-	122,406.88
Ghana Enterprises Agency	-	1,141,371.84	760,914.56	1,902,286.39
Ghana Free Zones Authority	44,888,692.32	67,333,038.48	28,055,432.70	140,277,163.50
Ghana Standards Authority	615,119.49	60,896,829.55	41,007,966.03	102,519,915.07
GRATIS Foundation	-	88,240.94	22,060.24	110,301.18
Ministry of Trade and Industry(HQ)	-	6,286,831.14	3,385,216.77	9,672,047.92
Ghana International Trade Commission	-	1,108,608.27	475,117.83	1,583,726.10
Ghana Integrated Iron and Steel Development Corporation	-	760,729.20	-	760,729.20
Min. of Tourism, Culture and Creative Arts	-	19,698,520.28	5,293,902.30	24,992,422.58
Abibigroma Theatre Company	-	67,325.20	16,831.30	84,156.50
Bureau of Ghana Languages		72,572.66		72,572.66
Folklore Board	-	82,368.00	20,592.00	102,960.00
Ghana Dance Ensemble	-	199,389.47	49,847.37	249,236.84
Ghana Museums & Monuments Board	-	1,029,845.97	484,633.40	1,514,479.36
Ghana Tourism Authority	-	12,705,682.62	3,176,420.65	15,882,103.27
Hotel, Catering & Tourism Training Institute(HOTCATT)	-	21,180.57	49,421.34	70,601.91
Kwame Nkrumah Memorial Park	-	573,740.62	101,248.35	674,988.97
National Commission on Culture	-	325,334.53	57,411.98	382,746.51
National Film Authority	-	1,215,706.80	521,017.20	1,736,724.00
National Symphony Orchestra	-	174,938.35	43,734.59	218,672.94
National Theatre	-	2,756,275.05	689,068.76	3,445,343.81
W.E.B. Du Bois Memorial Centre	-	474,160.44	83,675.37	557,835.81

Sector/Ministry/Department/Agency	EMPLOYEE COMPENSATION	GOODS AND SERVICE	CAPEX	TOTAL
Min. of Env., Science, Tech.& Innovation	108,713,681.40	168,997,032.27	57,677,566.09	335,388,279.76
Biotech. and Nuclear Agric. Res. Institute	-	261,090.35	111,895.87	372,986.22
Council for Scientific and Industrial Research	-	24,983,981.53	6,245,995.38	31,229,976.91
Environmental Protection Agency	108,713,681.40	122,302,891.58	40,767,630.53	271,784,203.51
Ghana Atomic Energy Commission	-	12,572,901.90	5,388,386.53	17,961,288.43
Ghana Space Science and Technology Institute (GSSTI)	-	457,954.98	196,266.42	654,221.40
National Biosafety Authority	-	256,947.29	64,236.82	321,184.11
National Nuclear Research Institute	-	336,438.79	144,188.05	480,626.84
Nuclear Regulatory Authority	-	2,581,894.06	2,383,286.82	4,965,180.88
Radiation Protection Institute	-	3,636,740.46	1,558,603.06	5,195,343.52
Radiological and Medical Sciences Research Institute (RAMSRI)	-	434,940.35	186,403.01	621,343.35
School of Nuclear and Allied Sciences (SNAS)	-	1,171,250.98	630,673.61	1,801,924.59
Ministry of Energy	128,466,698.08	93,080,974.80	44,162,079.87	265,709,752.75
Energy Commission	28,856,306.57	37,435,208.52	11,698,502.66	77,990,017.75
National Petroleum Authority	99,610,391.51	55,645,766.28	32,463,577.21	187,719,735.00
INFRASTRUCTURE	204,111,428.72	451,398,391.83	289,356,600.98	944,866,421.52
Ministry of Water Resources and Sanitation	-	28,197,625.20	18,233,278.93	46,430,904.14
Community Water and Sanitation Agency	-	25,824,046.16	17,216,030.77	43,040,076.93
Water Resources Commission	-	2,373,579.04	1,017,248.16	3,390,827.21
Ministry of Works and Housing	-	8,277,240.52	1,533,477.53	9,810,718.05
Architect Registration Council	-	563,034.61	-	563,034.61
Department of Rural Housing	-	163,640.40	-	163,640.40
Engineering Council	-	1,130,968.74	-	1,130,968.74
Ministry of Works & Housing (Hq'ters)**	-	993,973.26	-	993,973.26
Public Servants Housing Loans Scheme Board	-	1,632,000.00	-	1,632,000.00
Public Works Department	-	618,427.64	-	618,427.64
Rent Control Department	-	78,608.40	-	78,608.40
Real Estate Agency Council	-	3,096,587.47	1,533,477.53	4,630,065.00
Ministry of Railway Development	-	4,767,712.22	1,191,928.06	5,959,640.28
Ghana Railway Development Authority	-	4,767,712.22	1,191,928.06	5,959,640.28

Sector/Ministry/Department/Agency	EMPLOYEE COMPENSATION	GOODS AND SERVICE	CAPEX	TOTAL
Ministry of Roads and Highways	-	19,072,709.11	12,185,798.01	31,258,507.11
Department of Feeder Roads	-	435,730.02	-	435,730.02
Department of Urban Roads	-	74,282.21	-	74,282.21
Ghana Highway Authority	-	8,311,120.69	5,540,747.13	13,851,867.82
<i>Axle Load</i>	-	9,967,576.31	6,645,050.88	16,612,627.19
Ministry of Roads and Highways(HQ)	-	283,999.87	-	283,999.87
Ministry of Communications and Digitalisation	1,844,596.28	28,328,566.58	5,147,092.41	35,320,255.26
Cyber Security Authority	-	7,410,942.00	-	7,410,942.00
Data Protection Commission	1,844,596.28	1,614,021.74	1,152,872.67	4,611,490.69
Ghana Meteorological Agency	-	8,800,747.34	-	8,800,747.34
Ghana-India Kofi Annan Centre of Excellence	-	646,776.13	277,189.77	923,965.90
National Information Technology Agency (NITA)	-	8,673,069.92	3,717,029.97	12,390,099.89
Postal and Courier Services Regulatory Commission	-	1,183,009.44	-	1,183,009.44
National Communications Authority	126,474,211.53	121,537,626.47	192,967,500.00	440,979,338.01
National Communications Authority	126,474,211.53	121,537,626.47	192,967,500.00	440,979,338.01
Ministry of Transport	75,792,620.91	237,694,225.08	52,813,496.07	366,300,342.06
Ministry of Transport (HQ)	-	75,511,521.44	16,351,643.33	91,863,164.76
Driver and Vehicle Licensing Authority	75,792,620.91	140,265,564.67	27,068,793.18	243,126,978.75
National Road Safety Authority	-	21,917,138.98	9,393,059.56	31,310,198.54
Ghana Maritime Authority	-	3,522,686.65	5,284,029.97	8,806,716.62
Ghana Maritime Authority	-	3,522,686.65	5,284,029.97	8,806,716.62
SOCIAL SECTOR	1,046,191,553.28	5,151,890,407.80	1,704,090,312.36	7,902,172,273.43
Ministry of Education	242,334,360.11	1,625,782,474.54	1,013,076,345.44	2,881,193,180.09
GES and Others:	-	135,396,143.77	23,330,972.38	158,727,116.15
Centre for National Distance Learning and Open Schooling	-	254,890.00	-	254,890.00
Commission for Technical and Vocational Education and Training	-	20,236,444.35	5,059,111.09	25,295,555.44
Encyclopedia Afrikana	-	944,030.00	-	944,030.00
Ghana Academy of Arts and Science	-	605,000.00	-	605,000.00
Ghana Book Devt. Council	-	693,318.00	462,212.00	1,155,530.00
Ghana Education Service	-	21,258,210.00	-	21,258,210.00
Ghana Library Authority	-	401,336.00	100,334.00	501,670.00
Ghana Science Association	-	520,000.00	-	520,000.00
National Schools Inspectorate Authority	-	11,723,943.61	11,072,600.74	22,796,544.36
National Service Secretariat	-	9,955,071.82	6,636,714.54	16,591,786.36
West African Examination Council (National)	-	7,250,450.00	-	7,250,450.00
National Teaching Council	-	61,553,450.00	-	61,553,450.00
Ghana TVET Service	-	22,136,118.60	1,497,857.10	23,633,975.70
Ghana TVET Service - Headquarters	-	2,611,449.60	19,920.00	2,631,369.60
Ghana TVET Service -Training Institutes	-	19,524,669.00	1,477,937.10	21,002,606.10
Universities:	191,617,057.41	981,061,473.58	787,877,390.61	1,960,555,921.60
Akenten Appiah-Menka University of Skills Training and Entrepreneurial Development(AMMUSTED)	7,956,559.20	42,766,505.70	48,733,925.10	99,456,990.00
C. K. Tedam University of Tech. and Applied Sciences	1,327,473.00	5,604,886.00	7,817,341.00	14,749,700.00
Ghana Communication Technology University	-	35,578,784.00	8,894,696.00	44,473,480.00
Kwame Nkrumah University of Science and Technology	32,094,896.40	201,739,348.80	224,664,274.80	458,498,520.00
S. D. Dombo University of Bus. and Int. Devt. Studies	3,768,906.00	16,331,926.00	5,025,208.00	25,126,040.00
University for Development Studies	13,173,937.50	35,130,500.00	39,521,812.50	87,826,250.00
University of Cape Coast	9,120,793.80	133,771,642.40	161,134,023.80	304,026,460.00
University of Education, Winneba	15,353,549.40	150,976,569.10	89,562,371.50	255,892,490.00
University of Energy and Natural Resources	1,625,361.60	19,097,998.80	19,910,679.60	40,634,040.00
University of Environment and Sustainable Devt.	-	6,408,321.60	-	6,408,321.60
University of Ghana	101,724,458.40	271,265,222.40	50,862,229.20	423,851,910.00
University of Health and Allied Sciences	3,684,554.33	22,236,608.57	23,802,917.10	49,724,080.00
University of Mines and Technology	575,382.80	19,563,015.20	8,630,742.00	28,769,140.00
University of Professional Studies	1,211,185.00	20,590,145.00	99,317,170.01	121,118,500.00
Technical Universities	42,992,668.31	191,264,729.93	118,985,767.20	353,243,165.44
Accra Technical University	2,316,737.22	42,260,292.07	21,151,540.71	65,728,570.00
Bolgatanga Technical University	2,170,573.02	7,692,679.06	385,990.00	10,249,242.08
Cape Coast Technical University	425,939.25	11,500,359.75	5,111,271.00	17,037,570.00
Ho Technical University	2,862,883.84	15,021,193.65	4,482,202.51	22,366,280.00
Koforidua Technical University	9,530,289.60	17,869,293.00	12,309,957.40	39,709,540.00
Kumasi Technical University	-	32,097,817.50	10,699,272.50	42,797,090.00
Sunyani Technical University	6,183,859.47	13,787,374.61	44,714,225.92	64,685,460.00
Takoradi Technical University	16,756,754.42	36,389,124.27	13,112,541.31	66,258,420.00
Tamale Technical University	2,745,631.50	10,982,526.00	4,576,052.50	18,304,210.00
Dr. Hilla Limann Technical University	-	3,664,070.02	2,442,713.34	6,106,783.36
Colleges of Education	6,880,828.79	253,396,980.88	69,679,620.69	329,957,430.36
Other Teaching/Subvented Institutions	843,805.60	42,527,027.78	11,704,737.46	55,075,570.84
Ghana Institute of Journalism	-	13,999,454.94	9,332,969.96	23,332,424.90
Ghana Institute of Languages	843,805.60	8,902,458.84	1,308,191.50	11,054,455.94
Ghana Tertiary Education Commission	-	14,041,340.00	-	14,041,340.00
National Film and Television Institute (NAFTI)	-	5,583,774.00	1,063,576.00	6,647,350.00

Sector/Ministry/Department/Agency	EMPLOYEE COMPENSATION	GOODS AND SERVICE	CAPEX	TOTAL
Ministry of Employment and Labour Relations	-	2,582,193.52	396,544.00	2,978,737.52
Department of Co-operatives	-	148,645.20	-	148,645.20
Department of Factories Inspectorate	-	557,671.32	-	557,671.32
Labour Department	-	289,701.00	-	289,701.00
Management Dev.& Productivity Institute (MDPI)		1,586,176.00	396,544.00	1,982,720.00
National Pension Regulatory Authority	55,449,859.27	49,002,201.22	24,501,100.61	128,953,161.10
National Pension Regulatory Authority	55,449,859.27	49,002,201.22	24,501,100.61	128,953,161.10
Ministry of Youth and Sports	-	3,997,706.99	-	3,997,706.99
National Sports Authority		3,948,866.99		3,948,866.99
National Youth Authority		48,840.00		48,840.00
Ministry of Health	670,510,130.07	3,288,234,940.41	666,116,322.31	4,624,861,392.79
Ministry of Health (HQ)	-	24,108,000.00	-	24,108,000.00
Ghana Health Service(Health Facilities)	335,965,844.90	1,679,829,224.51	223,977,229.93	2,239,772,299.34
Teaching Hospitals:	76,560,008.51	495,447,262.74	62,639,276.21	634,646,547.45
Cape Coast Teaching Hospital	3,343,651.46	29,916,881.44	1,935,798.21	35,196,331.11
Ho Teaching Hospital	6,970,362.52	34,851,812.63	4,646,908.35	46,469,083.50
Komfo Anokye Teaching Hospital	20,091,752.01	91,082,609.10	22,770,652.27	133,945,013.38
Korlebu Teaching Hospital	15,370,035.05	215,454,067.43	17,881,966.35	248,706,068.82
National Blood Bank	2,783,907.19	5,567,814.38	927,969.06	9,279,690.63
Tamale Teaching Hospital	7,410,263.10	34,581,227.82	7,410,263.10	49,401,754.02
University of Ghana Medical Centre	20,590,037.18	83,992,849.94	7,065,718.87	111,648,605.99
Regulatory Agencies:	60,371,369.48	133,220,438.25	44,473,078.12	238,064,885.85
Food and Drugs Authority	47,679,066.17	60,565,300.27	20,617,974.56	128,862,341.00
Ghana College of Pharmacists	149,014.34	1,192,114.72	1,142,443.27	2,483,572.33
Ghana Psychology Council	229,822.54	995,897.67	306,430.05	1,532,150.26
Health Facilities Regulatory Agency	2,323,205.51	4,501,210.67	2,855,606.76	9,680,022.94
Medical and Dental Council	2,226,537.55	15,585,762.88	4,453,075.11	22,265,375.54
Nursing and Midwifery Council of Ghana(NMwCG)	5,201,514.94	36,410,604.60	10,403,029.89	52,015,149.43
Pharmacy Council	2,346,412.92	12,709,736.64	4,497,291.43	19,553,440.99
Traditional Medicine Practice Council	215,795.51	1,259,810.81	197,227.06	1,672,833.37
Subvented Agencies:	11,459,380.63	58,248,009.32	16,498,838.21	86,206,228.16
Allied Health Professional Council	556,281.67	5,801,223.14	1,589,376.20	7,946,881.02
Centre for Scientific Research into Plant Medicine	6,204,885.20	28,956,130.91	6,204,885.20	41,365,901.31
College of Nurses and Midwives	1,014,846.12	6,596,499.75	2,537,115.29	10,148,461.16
Ghana College of Physicians and Surgeons	3,601,756.38	15,607,610.97	4,802,341.84	24,011,709.19
Ghana Institute of Clinical Genetics	-	529,191.52	-	529,191.52
Ghana Red Cross Society	-	265,601.70	-	265,601.70
Mortuaries And Funeral Facilities Agency	54,750.00	250,000.00	1,250,000.00	1,554,750.00
St John Ambulance	26,861.26	241,751.32	115,119.68	383,732.26
Psychiatric Hospitals:	2,757,902.53	14,365,696.35	2,733,648.60	19,857,247.48
Accra Psychiatric Hospital	1,055,523.81	3,694,333.33	527,761.90	5,277,619.04
Ankaful Hospital	607,050.70	3,004,066.89	15,230.66	3,626,348.25
Pantang Hospital	1,095,328.02	7,667,296.13	2,190,656.04	10,953,280.19
Others	183,395,624.03	883,016,309.24	315,794,251.24	1,382,206,184.51
Ahmadiyya Muslim Health Service Ghana	15,918,671.21	9,551,202.73	6,367,468.48	31,837,342.42
Christian Health Associations of Ghana (CHAG)	131,691,935.45	568,909,968.20	175,854,585.50	876,456,489.15
Health Training Institutions	35,785,017.37	304,555,138.32	133,572,197.26	473,912,352.94
National Health Insurance Authority	77,897,203.82	181,760,142.26	-	259,657,346.08
National Health Insurance Authority (NHIA)	77,897,203.82	181,760,142.26		259,657,346.08
Min. of Gender, Children and Social Protection	-	530,748.86	-	530,748.86
Central Adoption Authority		168,096.30		168,096.30
Department of Social Welfare	-	332,292.56	-	332,292.56
Efua Sutherland Children's Park	-	30,360.00	-	30,360.00

Sector/Ministry/Department/Agency	EMPLOYEE COMPENSATION	GOODS AND SERVICE	CAPEX	TOTAL
PUBLIC SAFETY SECTOR	47,856,733.64	235,967,716.65	116,622,193.55	400,446,643.84
Min. of Justice and Attorney General's Dept.	9,599,361.21	125,177,922.22	76,332,792.66	211,110,076.10
Council for Law Reporting	-	312,142.16	133,775.21	445,917.38
General Legal Council (Main)	-	-	-	-
General Legal Council (Ghana School of Law)	9,599,361.21	26,398,243.34	11,999,201.52	47,996,806.07
Office of the Copyright Administrator	-	652,390.74	163,097.68	815,488.42
Registrar General's Department	-	4,928,192.09	2,112,082.32	7,040,274.41
Office of the Registrar of Companies	-	92,886,953.89	61,924,635.92	154,811,589.81
Legal Aid Commission	-	66,929.78	-	66,929.78
Legal Aid Commission		66,929.78		66,929.78
Ministry of Defence	-	29,944,042.04	-	29,944,042.04
37 Military Hospital		25,055,323.04		25,055,323.04
Army		605,000.00		605,000.00
Air Force		1,980,000.00		1,980,000.00
Navy		2,303,719.00		2,303,719.00
Judicial Service	29,815,811.10	17,392,556.48	2,484,650.93	49,693,018.51
Judicial Service	29,815,811.10	17,392,556.48	2,484,650.93	49,693,018.51
Ministry of Interior	8,441,561.32	63,386,266.13	37,804,749.96	109,632,577.42
Criminal Investigations Department	-	4,668,732.86	-	4,668,732.86
Gaming Commission	8,441,561.32	14,281,530.62	14,304,209.78	37,027,301.71
Ghana Immigration Service	-	23,500,540.19	23,500,540.19	47,001,080.38
Ghana National Fire Service	-	1,001,296.80	-	1,001,296.80
Ghana Prisons Service	-	517,673.42	-	517,673.42
Interior Headquarters	-	11,252,567.06	-	11,252,567.06
Narcotics Control Board	-	316,777.76	-	316,777.76
Police Hospital	-	7,847,147.42	-	7,847,147.42
GRAND TOTAL	1,768,353,807.21	7,016,590,923.63	2,729,101,495.33	11,514,046,226.18

2026 INTERNALLY GENERATED FUNDS RETENTION (EXPENDITURE) BREAKDOWN BY MDAS

Sector/Ministry/Department/Agency	EMPLOYEE COMPENSATION	GOODS AND SERVICE	CAPEX	TOTAL
ADMINISTRATION SECTOR	41,711,543.45	396,320,693.00	140,396,314.93	578,428,551.38
Office of Government Machinery	-	103,689,136.90	36,937,660.79	140,626,797.68
Ghana Investment Promotion Centre	-	36,691,019.44	4,076,779.94	40,767,799.38
National Identification Authority	-	23,959,758.55	4,228,192.68	28,187,951.23
Office of the Chief of Staff	-	89,326.66	-	89,326.66
State Interest and Governance Authority	-	42,949,032.25	28,632,688.16	71,581,720.41
Office of the Head of Civil Service	-	6,174,262.11	2,502,110.88	8,676,372.99
Civil Service Training Centre	-	3,689,834.53	1,581,357.65	5,271,192.18
Government Secretarial School	-	1,798,424.20	770,753.23	2,569,177.43
Institute of Technical Supervision	-	350,000.00	150,000.00	500,000.00
Public Records & Archives Admin. Dept.	-	201,249.95	-	201,249.95
Management Services Department	-	134,753.43	-	134,753.43
Public Services Commission	-	30,758.10	-	30,758.10
Public Services Commission		30,758.10		30,758.10
Ministry of Foreign Affairs & Regional Integration	-	86,594,142.58	57,729,428.39	144,323,570.97
Foreign Affairs and Regional Integration (Finance Bureau)	-	810,684.90	540,456.60	1,351,141.51
Missions	-	32,504,993.75	21,669,995.83	54,174,989.58
Passport Office	-	53,278,463.93	35,518,975.95	88,797,439.88
Ministry of Finance	-	122,612,687.27	34,914,238.80	157,526,926.07
Controller and Accountant General's Department (CAGD)	-	32,438,793.00	10,812,931.00	43,251,724.00
General Administration and Finance	-	86,046,208.22	22,508,553.41	108,554,761.63
Ghana Statistical Service	-	44,129.72	-	44,129.72
Institute of Accountancy Training	-	367,129.44	-	367,129.44
Public Procurement Authority	-	3,716,426.90	1,592,754.38	5,309,181.28
Securities and Exchange Commission	39,111,543.45	25,875,685.77	5,596,646.35	70,583,875.57
Securities and Exchange Commission	39,111,543.45	25,875,685.77	5,596,646.35	70,583,875.57
Electoral Commission	-	29,370.00	-	29,370.00
Electoral Commission		29,370.00		29,370.00
Ministry of Local Government and Rural Development	2,600,000.00	7,366,763.90	2,716,229.72	12,682,993.63
Births and Deaths Registry		4,248,689.17	1,416,229.72	5,664,918.89
Dept. of Parks and Gardens	-	518,074.74	-	518,074.74
Institute of Local Government Studies	2,600,000.00	2,600,000.00	1,300,000.00	6,500,000.00
Ministry of Information	-	43,947,886.37	-	43,947,886.37
Ghana Broadcasting Corporation		43,650,115.62		43,650,115.62
Ghana News Agency		197,021.89		197,021.89
Information Service Department		100,748.86		100,748.86

Sector/Ministry/Department/Agency	EMPLOYEE COMPENSATION	GOODS AND SERVICE	CAPEX	TOTAL
ECONOMIC SECTOR	570,027,496.00	1,284,197,981.49	665,199,281.57	2,519,424,759.06
Ministry of Food and Agriculture	-	38,793,659.76	4,548,784.05	43,342,443.81
Animal Production Department		1,000,049.27		1,000,049.27
Grains and Legumes Development Board	-	222,288.00	55,572.00	277,860.00
Human Resource Dev. & Management Directorate	-	18,877,735.00	-	18,877,735.00
HRDMD (HQ)	-	945,265.00	-	945,265.00
Adidome Farm Institute		309,720.00		309,720.00
Animal Health and Production		11,101,850.00		11,101,850.00
Asuansi Farm Institute		493,000.00		493,000.00
Damongo Agric College		111,800.00		111,800.00
Ejura Agric College		1,159,200.00		1,159,200.00
Kwadaso Agric College		2,442,400.00	-	2,442,400.00
Ohawu Agric College		982,500.00	-	982,500.00
Wenchi Farm Institute		1,332,000.00		1,332,000.00
Plant Protection & Regulatory Service	-	2,131,056.43	1,420,704.29	3,551,760.71
Veterinary Services Department	-	12,290,031.06	3,072,507.77	15,362,538.83
Tree Crops Development Authority		4,272,500.00		4,272,500.00
Min. of Fisheries & Aquaculture Devevelopment	-	59,632,098.18	84,146,369.70	143,778,467.88
Fisheries Commission	-	57,556,519.44	17,035,990.56	74,592,510.00
National Premix Fuel Secretariat	-	2,075,578.74	67,110,379.14	69,185,957.88
Ministry of Lands and Natural Resources	170,071,375.93	548,011,831.67	301,368,289.64	1,019,451,497.24
Forestry Commission:	-	110,205,380.38	42,810,573.15	153,015,953.52
Corporate Head Office	-	24,753,703.28	6,188,425.82	30,942,129.11
Forestry Services Division	-	40,418,414.24	17,322,177.53	57,740,591.77
Timber Industry Development Division	-	34,256,771.81	14,681,473.63	48,938,245.44
Wild Life Division	-	10,776,491.04	4,618,496.16	15,394,987.20
Ghana Geological Survey Authority	-	624,889.18	416,592.79	1,041,481.97
Ghana Integrated Alliumium Dev. Cooperation	-	129,749,548.68	-	129,749,548.68
Ghana School of Surveying and Mapping	-	2,552,214.32	1,701,476.22	4,253,690.54
Lands Commission	-	144,769,470.03	77,952,791.55	222,722,261.58
Minerals Commission	170,071,375.93	145,775,465.09	170,071,375.93	485,918,216.95
Office of the Administrator of Stool Lands	-	12,623,220.00	8,415,480.00	21,038,700.00
Ghana Integrated Iron and Steel Development Corporation		1,711,644.00		
Ministry of Trade and Industry	84,849,578.94	251,992,994.18	135,871,998.85	472,714,571.97
Export Promotion Authority	-	196,864.56	-	196,864.56
Ghana Enterprises Agency	-	1,301,429.91	867,619.94	2,169,049.85
Ghana Free Zones Authority	83,682,699.87	125,524,049.81	52,301,687.42	261,508,437.10
Ghana Standards Authority	1,166,879.07	115,521,027.45	77,791,937.68	194,479,844.20
GRATIS Foundation	-	117,871.92	29,467.98	147,339.91
Ministry of Trade and Industry(HQ)	-	8,025,874.04	4,321,624.48	12,347,498.53
Ghana International Trade Commission	-	1,305,876.48	559,661.35	1,865,537.82
Min. of Tourism, Culture and Creative Arts	-	31,109,417.15	8,085,689.75	39,195,106.89
Abibigroma Theatre Company	-	75,508.42	18,877.10	94,385.52
Bureau of Ghana Languages	-	79,530.00	-	79,530.00
Folklore Board	-	102,960.00	25,740.00	128,700.00
Ghana Dance Ensemble	-	241,747.89	60,436.97	302,184.87
Ghana Museums & Monuments Board	-	1,084,272.05	510,245.67	1,594,517.73
Ghana Tourism Authority	-	21,879,198.04	5,469,799.51	27,348,997.55
Hotel, Catering & Tourism Training Institute(HOTCATT)	-	24,295.65	56,689.84	80,985.49
Kwame Nkrumah Memorial Park	-	860,068.54	151,776.80	1,011,845.34
National Commission on Culture	-	992,234.97	175,100.29	1,167,335.25
National Film Authority	-	1,291,659.60	553,568.40	1,845,228.00
National Symphony Orchestra	-	214,266.65	53,566.66	267,833.31
National Theatre	-	3,501,662.68	875,415.67	4,377,078.35
W.E.B. Du Bois Memorial Centre	-	762,012.66	134,472.82	896,485.48
Min. of Env., Science, Tech.& Innovation	149,129,306.81	230,105,385.36	79,305,737.35	458,540,429.52
Biotech. and Nuclear Agric. Res. Institute	-	423,428.29	181,469.27	604,897.55
Council for Scientific and Industrial Research	-	27,544,839.60	6,886,209.90	34,431,049.50
Environmental Protection Agency	149,129,306.81	167,770,470.16	55,923,490.05	372,823,267.03
Ghana Atomic Energy Commission	-	18,322,125.54	7,852,339.52	26,174,465.05
Ghana Space Science and Technology Institute (GSSTI)	-	534,000.81	228,857.49	762,858.30
National Biosafety Authority	-	1,296,293.41	324,073.35	1,620,366.76
National Nuclear Research Institute	-	320,068.12	137,172.05	457,240.17
Nuclear Regulatory Authority	-	2,827,653.97	2,610,142.12	5,437,796.09
Radiation Protection Institute	-	6,750,600.30	2,893,114.41	9,643,714.71
Radiological and Medical Sciences Research Institute (RAMSRI)	-	501,225.80	214,811.06	716,036.85
School of Nuclear and Allied Sciences (SNAS)	-	3,814,679.38	2,054,058.13	5,868,737.51

Sector/Ministry/Department/Agency	EMPLOYEE COMPENSATION	GOODS AND SERVICE	CAPEX	TOTAL
ECONOMIC SECTOR	570,027,496.00	1,284,197,981.49	665,199,281.57	2,519,424,759.06
Ministry of Energy	165,977,234.32	124,552,595.19	51,872,412.23	342,402,241.75
Energy Commission	34,242,491.55	44,422,691.74	13,882,091.17	92,547,274.46
National Petroleum Authority	131,734,742.77	80,129,903.45	37,990,321.06	249,854,967.29
INFRASTRUCTURE	249,494,146.58	546,059,867.50	341,734,803.84	1,137,288,817.92
Ministry of Water Resources and Sanitation	-	32,404,042.35	20,886,190.10	53,290,232.45
Community Water and Sanitation Agency	-	29,394,722.19	19,596,481.46	48,991,203.65
Water Resources Commission	-	3,009,320.16	1,289,708.64	4,299,028.80
Ministry of Works and Housing	-	10,524,829.66	2,108,531.60	12,633,361.26
Architect Registration Council	-	681,271.88	-	681,271.88
Department of Rural Housing	-	185,229.00	-	185,229.00
Engineering Council	-	1,357,363.26	-	1,357,363.26
Ministry of Works & Housing (Hq'ters)**	-	826,513.82	-	826,513.82
Public Servants Housing Loans Scheme Board	-	2,350,080.00	-	2,350,080.00
Public Works Department	-	748,297.44	-	748,297.44
Rent Control Department	-	95,116.17	-	95,116.17
Real Estate Agency Council	-	4,280,958.10	2,108,531.60	6,389,489.70
Ministry of Railway Development	-	5,668,543.19	1,417,135.80	7,085,678.99
Ghana Railway Development Authority	-	5,668,543.19	1,417,135.80	7,085,678.99
Ministry of Roads and Highways	-	23,915,989.83	15,308,777.12	39,224,766.95
Department of Feeder Roads	-	527,233.32	-	527,233.32
Department of Urban Roads	-	167,215.00	-	167,215.00
Ghana Highway Authority	-	10,327,490.15	6,884,993.43	17,212,483.58
Axle Load	-	12,635,675.53	8,423,783.69	21,059,459.22
Ministry of Roads and Highways(HQ)	-	258,375.82	-	258,375.82
Ministry of Communications and Digitalisation	1,386,086.97	41,789,881.88	693,043.48	43,869,012.32
Cyber Security Authority	-	8,967,239.82	-	8,967,239.82
Ministry of Communications and Digitalisation (HQ)	-	-	-	-
Data Protection Commission	1,386,086.97	4,851,304.38	693,043.48	6,930,434.83
Ghana Meteorological Agency	-	9,708,215.63	-	9,708,215.63
Ghana-India Kofi Annan Centre of Excellence	-	1,552,445.21	-	1,552,445.21
National Information Technology Agency (NITA)	-	14,961,641.69	-	14,961,641.69
Postal and Courier Services Reg. Comm.	-	1,749,035.14	-	1,749,035.14
National Communications Authority	153,033,795.96	147,060,528.03	233,490,675.00	533,584,998.99
National Communications Authority	153,033,795.96	147,060,528.03	233,490,675.00	533,584,998.99
Ministry of Transport	95,074,263.66	281,031,049.37	62,332,945.95	438,438,258.99
Ministry of Transport (HQ)	-	78,562,186.90	17,012,249.72	95,574,436.62
Driver and Vehicle Licensing Authority (License & others)	95,074,263.66	175,949,124.31	33,955,094.17	304,978,482.14
National Road Safety Authority	-	26,519,738.16	11,365,602.07	37,885,340.23
Ghana Maritime Authority	-	3,665,003.19	5,497,504.78	9,162,507.97
Ghana Maritime Authority	-	3,665,003.19	5,497,504.78	9,162,507.97
SOCIAL SECTOR	1,506,473,694.59	7,195,370,786.08	2,166,421,902.01	10,868,266,382.68
Ministry of Education	283,775,360.63	1,972,694,788.74	1,188,329,919.75	3,444,800,069.12
GES and Others:	-	154,186,220.04	22,230,052.45	176,416,272.49
Centre for National Distance Learning and Open Schooling	-	287,320.00	-	287,320.00
Commission for Technical and Vocational Education and Training	-	26,800,573.83	6,700,143.46	33,500,717.29
Encyclopedia Afrikana	-	1,142,273.00	-	1,142,273.00
Ghana Academy of Arts and Science	-	732,050.00	-	732,050.00
Ghana Book Devt. Council	-	1,209,498.00	806,332.00	2,015,830.00
Ghana Education Service	-	24,406,020.00	-	24,406,020.00
Ghana Library Authority	-	430,976.00	107,744.00	538,720.00
Ghana Science Association	-	638,000.00	-	638,000.00
National Schools Inspectorate Authority	-	15,475,605.57	14,615,832.98	30,091,438.55
National Service Secretariat	-	19,699,953.65	-	19,699,953.65
West African Examination Council (National)	-	10,093,050.00	-	10,093,050.00
National Teaching Council	-	53,270,900.00	-	53,270,900.00
Ghana TVET Service	-	21,943,778.94	1,632,612.86	23,576,391.80
Ghana TVET Service - Headquarters	-	417,831.94	3,187.20	421,019.14
Ghana TVET Service -Training Institutes	-	21,525,947.00	1,629,425.66	23,155,372.66
Universities:	224,189,894.06	1,137,066,223.95	897,324,881.99	2,258,581,000.00
Development(AMMUSTED)	10,371,137.60	55,744,864.60	63,523,217.80	129,639,220.00
C. K. Tadam University of Tech. and Applied Sciences	1,845,146.70	7,790,619.40	10,865,863.90	20,501,630.00
Ghana Communication Technology University	-	43,050,328.00	10,762,582.00	53,812,910.00
Kwame Nkrumah University of Science and Technology	33,337,197.60	209,548,099.20	233,360,383.20	476,245,680.00
S. D. Dombo University of Bus. and Int. Devt. Studies	7,345,843.50	31,831,988.49	9,794,458.01	48,972,290.00
University for Development Studies	19,485,525.00	51,961,400.00	58,456,575.00	129,903,500.00
University of Cape Coast	9,754,765.20	143,069,889.60	172,334,185.20	325,158,840.00
University of Education, Winneba	17,827,260.60	175,301,395.90	103,992,353.50	297,121,010.00
University of Energy and Natural Resources	2,723,421.20	32,000,199.10	33,361,909.70	68,085,530.00
University of Environment and Sustainable Devt.	-	7,212,270.00	-	7,212,270.00
University of Ghana	114,526,346.40	305,403,590.40	57,263,173.20	477,193,110.00
University of Health and Allied Sciences	5,079,048.16	30,652,501.15	32,811,610.69	68,543,160.00
University of Mines and Technology	664,567.20	22,595,284.80	9,968,508.00	33,228,360.00
University of Professional Studies	1,229,634.90	20,903,793.30	100,830,061.80	122,963,490.00
Technical Universities:	49,013,065.63	224,538,871.38	151,145,455.21	424,697,392.22
Accra Technical University	2,593,688.34	47,312,239.60	23,680,072.06	73,586,000.00
Bolgatanga Technical University	1,239,467.71	2,763,485.44	8,962,338.08	12,965,291.23
Cape Coast Technical University	565,875.50	15,278,638.50	6,790,506.00	22,635,020.00
Ho Technical University	3,156,328.96	16,560,863.51	4,941,627.53	24,658,820.00
Koforidua Technical University	9,734,383.20	18,251,968.50	12,573,578.30	40,559,930.00
Kumasi Technical University	-	42,971,970.00	14,323,990.00	57,295,960.00
Sunyani Technical University	7,493,942.15	16,708,301.38	54,187,166.46	78,389,410.00
Takoradi Technical University	20,275,670.77	44,030,835.85	15,866,173.38	80,172,680.00
Tamale Technical University	3,953,709.00	15,814,836.00	6,589,515.01	26,358,060.00
Dr. Hilla Limann Technical University	-	4,845,732.60	3,230,488.40	8,076,220.99
Colleges of Education	10,572,400.95	374,913,851.52	103,549,022.99	489,035,275.46
Other Teaching/Subvented Institutions	-	60,045,842.91	12,447,894.24	72,493,737.15
Ghana Institute of Journalism	-	16,659,189.37	11,106,126.25	27,765,315.62
Ghana Institute of Languages	-	13,619,901.53	-	13,619,901.53
Ghana Tertiary Education Commission	-	22,722,470.00	-	22,722,470.00
National Film and Television Institute (NAFTI)	-	7,044,282.00	1,341,768.00	8,386,050.00
Ministry of Employment and Labour Relations	-	2,782,469.51	423,462.00	3,205,931.50
Department of Co-operatives	-	161,271.00	-	161,271.00
Department of Factories Inspectorate	-	591,259.31	-	591,259.31
Labour Department	-	336,091.19	-	336,091.19
Management Dev.& Productivity Institute (MDPI)	-	1,693,848.00	423,462.00	2,117,310.00
National Pension Regulatory Authority	93,598,936.92	82,715,339.61	41,357,669.80	217,671,946.33
National Pension Regulatory Authority	93,598,936.92	82,715,339.61	41,357,669.80	217,671,946.33

Ministry of Youth and Sports	-	4,837,225.46	-	4,837,225.46
National Sports Authority		4,778,129.06		4,778,129.06
National Youth Authority		59,096.40		59,096.40
Ministry of Health	1,042,485,480.57	4,929,672,534.27	936,310,850.47	6,908,468,865.31
Ministry of Health (HQ)	-	27,085,338.00	-	27,085,338.00
Ghana Health Service(Health Facilities)	576,686,025.19	2,883,430,125.97	384,457,350.13	3,844,573,501.29
Teaching Hospitals:	116,932,710.25	694,066,319.43	90,465,376.50	901,464,406.18
Cape Coast Teaching Hospital	4,376,914.84	39,161,869.60	2,534,003.33	46,072,787.77
Ho Teaching Hospital	16,546,346.84	82,731,734.18	11,030,897.89	110,308,978.91
Komfo Anokye Teaching Hospital	28,458,144.44	129,010,254.77	32,252,563.69	189,720,962.90
Korlebu Teaching Hospital	16,942,623.34	237,498,294.59	19,711,563.41	274,152,481.34
National Blood Bank	3,647,630.88	7,295,261.76	1,215,876.96	12,158,769.60
Tamale Teaching Hospital	11,578,536.10	54,033,168.46	11,578,536.10	77,190,240.66
University of Ghana Medical Centre	35,382,513.81	144,335,736.07	12,141,935.12	191,860,185.00
Regulatory Agencies:	102,101,140.52	196,003,609.80	66,011,685.93	364,116,436.24
Food and Drugs Authority	86,943,512.28	110,441,758.84	37,597,194.50	234,982,465.62
Ghana College of Pharmacists	202,706.12	1,621,648.98	1,554,080.27	3,378,435.37
Ghana Psychology Council	341,407.22	1,479,431.30	455,209.63	2,276,048.15
Health Facilities Regulatory Agency	2,899,198.34	5,617,196.78	3,563,597.95	12,079,993.06
Medical and Dental Council	2,528,946.05	17,702,622.38	5,057,892.11	25,289,460.54
Nursing and Midwifery Council of Ghana(NMwCG)	5,846,596.48	40,926,175.38	11,693,192.97	58,465,964.83
Pharmacy Council	3,030,811.22	16,416,894.08	5,809,054.83	25,256,760.12
Traditional Medicine Practice Council	307,962.80	1,797,882.06	281,463.68	2,387,308.54
Subvented Agencies:	13,310,646.20	66,963,263.81	19,418,934.60	99,692,844.62
Allied Health Professional Council	605,958.68	6,319,283.47	1,731,310.54	8,656,552.70
Centre for Scientific Research into Plant Medicine	7,092,924.54	33,100,314.52	7,092,924.54	47,286,163.60
College of Nurses and Midwives	1,139,577.64	7,407,254.69	2,848,944.11	11,395,776.44
Ghana College of Physicians and Surgeons	4,294,126.08	18,607,879.69	5,725,501.44	28,627,507.21
Ghana Institute of Clinical Genetics	-	699,433.57	-	699,433.57
Ghana Red Cross Society	-	333,064.53	-	333,064.53
Mortuaries And Funeral Facilities Agency	150,000.00	243,500.00	1,900,000.00	2,293,500.00
St John Ambulance	28,059.26	252,533.34	120,253.97	400,846.57
Psychiatric Hospitals:	3,752,044.26	19,429,161.38	3,549,031.14	26,730,236.78
Accra Psychiatric Hospital	1,404,257.57	4,914,901.51	702,128.79	7,021,287.87
Ankaful Hospital	936,078.43	4,632,302.08	23,485.84	5,591,866.35
Pantang Hospital	1,411,708.26	9,881,957.79	2,823,416.51	14,117,082.56
Others	229,702,914.15	1,042,694,715.88	372,408,472.17	1,644,806,102.20
Ahmadiyya Muslim Health Service Ghana	30,902,690.61	18,541,614.37	12,361,076.24	61,805,381.22
Christian Health Associations of Ghana (CHAG)	159,347,241.90	688,381,061.52	212,784,048.46	1,060,512,351.87
Health Training Institutions	39,452,981.65	335,772,039.99	147,263,347.47	522,488,369.11
Min. of Gender, Children and Social Protection	-	569,290.07	-	569,290.07
Central Adoption Authority		175,951.27		175,951.27
Department of Social Welfare	-	360,654.57	-	360,654.57
Efua Sutherland Children's Park	-	32,684.23	-	32,684.23
National Health Insurance Authority	86,613,916.47	202,099,138.42	-	288,713,054.89
National Health Insurance Authority (NHIA)	86,613,916.47	202,099,138.42		288,713,054.89
PUBLIC SAFETY SECTOR	55,935,044.13	287,647,944.02	139,593,652.20	483,176,640.35
Min. of Justice and Attorney General's Dept.	10,551,091.34	150,312,664.25	91,857,984.91	252,721,740.50
Council for Law Reporting	-	409,475.79	175,489.63	584,965.42
General Legal Council (Main)				-
General Legal Council (Ghana School of Law)	10,551,091.34	29,015,501.20	13,188,864.18	52,755,456.72
Office of the Copyright Administrator	-	1,628,092.14	407,023.03	2,035,115.17
Registrar General's Department	-	5,963,112.43	2,555,619.61	8,518,732.04
Office of the Registrar of Companies	-	113,296,482.69	75,530,988.46	188,827,471.15
Legal Aid Commission	-	78,352.99	-	78,352.99
Legal Aid Commission		78,352.99		78,352.99
Ministry of Defence	-	32,836,086.30	-	32,836,086.30
37 Military Hospital		26,920,736.31		26,920,736.31
Army		732,050.00		732,050.00
Air Force		2,395,800.00		2,395,800.00
Navy		2,787,499.99		2,787,499.99
Judicial Service	36,077,131.44	21,044,993.34	3,006,427.62	60,128,552.39
Judicial Service	36,077,131.44	21,044,993.34	3,006,427.62	60,128,552.39
Ministry of Interior	9,306,821.35	83,375,847.14	44,729,239.66	137,411,908.16
Criminal Investigations Department	-	8,472,091.82	-	8,472,091.82
Gaming Commission	9,306,821.35	15,745,387.51	15,770,391.28	40,822,600.14
Ghana Immigration Service	-	28,958,848.39	28,958,848.39	57,917,696.77
Ghana National Fire Service	-	1,137,009.80	-	1,137,009.80
Ghana Prisons Service	-	822,536.61	-	822,536.61
Interior Headquarters	-	17,548,460.10	-	17,548,460.10
Narcotics Control Board	-	367,173.29	-	367,173.29
Police Hospital	-	10,324,339.64	-	10,324,339.64
GRAND TOTAL	2,423,641,924.76	9,709,597,272.09	3,453,345,954.54	15,586,585,151.39

2022 Non-Tax Revenue / Internally Generated Funds (NTR/IGF) Actuals and Medium Term (2023-2026) Projections

	2022						2023		2024	2025	2026
<u>GHS</u>	Budget	Target (Jan-Sep)	Actual (Jan-Sep)	Deviation	Projected End Year (PEY)	PEY as a % of Budget	Projections	Growth Over 2022 PEY	Projections	Projections	Projections
Total Collections (a+b)	9,786,236,764.00	7,353,378,055.55	6,410,264,164.45	-13%	8,553,723,265.77	87%	12,142,745,065.28	42%	13,215,046,820.41	15,270,524,175.95	17,904,962,457.67
a. Lodgement:	1,467,622,680.00	1,143,010,323.30	964,341,051.14	-16%	1,278,040,149.19	87%	1,515,129,797.55	19%	1,701,000,594.69	1,949,149,759.89	2,318,377,306.33
Sale of Goods and Services / Fees and Charges	916,989,325.00	729,577,332.73	539,538,167.64	-26%	731,636,304.52	80%	941,894,247.03	29%	1,070,441,489.12	1,264,859,723.64	1,575,449,495.33
Dividend	398,319,638.00	303,753,740.63	285,630,043.74	-6%	380,840,058.32	96%	403,690,461.82	6%	444,059,508.00	488,465,458.80	537,312,004.68
Yield from Capping	152,313,717.00	109,679,249.94	139,172,839.76	27%	165,563,786.35	109%	169,545,088.70	2%	186,499,597.57	195,824,577.45	205,615,806.32
b. Retention:	8,318,614,084.00	6,210,367,732.25	5,445,923,113.31	-12%	7,275,683,116.58	87%	10,627,615,267.72	46%	11,514,046,225.71	13,321,374,416.07	15,586,585,151.34
Sale of Goods and Services / Fees and Charges	8,318,614,084.00	6,210,367,732.25	5,445,923,113.31	-12%	7,275,683,116.58	87%	10,627,615,267.72	46%	11,514,046,225.71	13,321,374,416.07	15,586,585,151.34

Non-Tax Revenue / Internally Generated Funds (NTR/IGF)-2022 Projections Vrs Actuals and 2023 Projections (GH¢'000)

Sector/Ministry/Department/Agency	Capped Retention (%)	2022 Projections			2022 Actuals (Jan-Sept)			Projected End Year			2023 Projections		
		Collection	Retention	Lodgement	Collection	Retention	Lodgement	Collection	Retention	Lodgement	Collection	Retention	Lodgement
ADMINISTRATION SECTOR		314,491.98	239,721.03	74,770.96	236,903.52	198,607.14	38,296.38	320,353.56	269,291.72	51,061.83	560,608.93	454,943.21	105,665.72
Office of Government Machinery		85,718.51	63,305.78	22,412.73	24,139.45	15,866.03	8,273.41	32,185.93	21,154.71	11,031.22	111,241.48	87,580.06	23,661.43
Ghana Investment Promotion Centre	66	57,625.69	38,032.96	19,592.73	18,697.16	12,340.12	6,357.03	24,929.54	16,453.50	8,476.04	60,206.51	39,736.30	20,470.21
National Identification Authority	66	8,056.03	5,316.98	2,739.05	5,242.29	3,459.91	1,782.38	6,989.72	4,613.21	2,376.51	22,792.41	19,775.87	3,016.54
Office of the Chief of Staff	33	120.80	39.86	80.94	200.00	66.00	134.00	266.67	88.00	178.67	260.71	86.03	174.67
State Interest and Governance Authority	100	19,915.98	19,915.98					-	-	-	27,981.85	27,981.85	-
Office of the Head of Civil Service		5,932.34	5,897.81	34.53	2,887.82	2,843.49	44.33	3,850.43	3,791.32	59.10	5,402.08	5,251.24	150.84
Office of the Head of Civil Service (HQ)	0	-	-	-	-	-	-	-	-	-	39.20	-	39.20
Civil Service Training Centre	100	3,596.46	3,596.46	-	1,981.61	1,981.61	-	2,642.15	2,642.15	-	3,031.59	3,031.59	-
Government Secretarial School	100	1,681.74	1,681.74	-	724.94	724.94	-	966.59	966.59	-	1,700.00	1,700.00	-
Institute of Technical Supervision	100	602.60	602.60	-	115.11	115.11	-	153.48	153.48	-	355.00	355.00	-
Public Records & Archives Admin. Dept.	47	51.54	17.01	34.53	66.16	21.83	44.33	88.21	29.11	59.10	170.86	80.30	90.56
Management Services Department	80	-	-	-	-	-	-	-	-	-	105.44	84.35	21.09
Public Services Commission		109.56	-	109.56	226.60	-	226.60	302.13	-	302.13	83.30	27.49	55.81
Public Services Commission	33	109.56	-	109.56	226.60	-	226.60	302.13	-	302.13	83.30	27.49	55.81
Electoral Commission		743.00	490.38	252.62	525.37	346.75	178.63	700.50	462.33	238.17	463.50	305.91	157.59
Electoral Commission	66	743.00	490.38	252.62	525.37	346.75	178.63	700.50	462.33	238.17	463.50	305.91	157.59
Ministry of Foreign Affairs and Reg. Integration		69,436.98	62,251.05	7,185.93	78,072.68	77,103.83	968.85	108,579.11	107,287.31	1,291.80	182,474.03	148,784.75	33,689.27
Foreign Affairs Hq.(Finance Bureau)	16	997.55	159.61	837.94	1,153.39	184.54	968.85	1,537.85	246.05	1,291.80	10,861.94	1,737.91	9,124.03
Missions	66	18,670.55	12,322.56	6,347.99	21,405.94	21,405.94	-	28,541.26	28,541.26	-	72,250.71	47,685.47	24,565.24
Passport Office	100	49,768.88	49,768.88	-	55,513.35	55,513.35	-	78,500.00	78,500.00	-	99,361.38	99,361.38	-
Ministry of Finance		107,793.58	71,694.09	36,099.49	83,926.95	60,350.58	23,576.37	111,902.60	80,467.44	31,435.16	162,384.85	124,100.81	38,284.05
Controller and Accountant-General's Department	40	46,818.90	12,172.91	34,645.99	31,622.07	8,221.74	23,400.33	42,162.76	10,962.32	31,200.44	62,577.68	25,031.07	37,546.61
General Administration and Finance	100	56,550.18	56,550.18	-	51,694.18	51,694.18	-	68,925.57	68,925.57	-	94,668.65	94,668.65	-
Ghana Statistical Service	100	27.81	27.81	-	22.53	22.53	-	30.04	30.04	-	25.63	25.63	-
Institute of Accountancy Training	100	121.68	121.68	-	70.41	70.41	-	93.88	93.88	-	196.64	196.64	-
Public Procurement Authority	85	4,275.00	2,821.50	1,453.50	517.76	341.72	176.04	690.35	455.63	234.72	4,916.25	4,178.81	737.44
Securities and Exchange Commission		-	-	-	20,144.10	20,144.10	-	26,858.80	26,858.80	-	53,839.54	53,030.71	808.83
Securities and Exchange Commission	100				20,144.10	20,144.10		26,858.80	26,858.80		53,839.54	53,030.71	808.83
Ministry of Local Government, Decentralization & Rural Development		17,896.63	9,752.45	8,144.18	10,517.63	5,797.77	4,719.86	14,023.51	7,730.36	6,293.15	17,661.37	9,178.25	8,483.12
Births and Deaths Registry	33	10,366.02	3,420.79	6,945.23	6,041.44	1,993.68	4,047.76	8,055.25	2,658.24	5,397.01	11,549.56	3,811.36	7,738.21
Dept. of Parks and Gardens	33	1,198.95	-	1,198.95	672.10	-	672.10	896.14	-	896.14	1,111.81	366.90	744.91
Institute of Local Government Studies	100	6,331.66	6,331.66	-	3,804.09	3,804.09	-	5,072.12	5,072.12	-	5,000.00	5,000.00	-
Ministry of Information		26,861.39	26,329.47	531.92	16,462.92	16,154.59	308.33	21,950.56	21,539.45	411.10	27,058.77	26,684.00	374.77
Ghana Broadcasting Corporation	100	26,329.47	26,329.47	-	16,154.59	16,154.59	-	21,539.45	21,539.45	-	26,499.41	26,499.41	-
Ghana News Agency	33	355.50	-	355.50	128.98	-	128.98	171.97	-	171.97	373.91	123.39	250.52
Information Service Department	33	176.42	-	176.42	179.35	-	179.35	239.13	-	239.13	185.45	61.20	124.25

Sector/Ministry/Department/Agency	Capped Retention (%)	2022 Projections			2022 Actuals (Jan-Sept)			Projected End Year			2023 Projections		
		Collection	Retention	Lodgement	Collection	Retention	Lodgement	Collection	Retention	Lodgement	Collection	Retention	Lodgement
ECONOMIC SECTOR		1,528,436.62	1,154,720.42	373,716.20	914,559.55	745,310.23	169,249.31	1,222,413.66	995,727.59	226,686.06	1,919,101.82	1,596,880.42	322,221.40
Ministry of Food and Agriculture		41,313.16	11,575.45	29,737.72	22,885.20	8,193.21	14,691.99	30,513.59	10,924.28	19,589.32	53,728.92	17,965.76	35,763.16
Animal Production Department	33	1,641.11	-	1,641.11	1,457.23	-	1,457.23	1,942.97	-	1,942.97	2,087.10	688.74	1,398.36
Grains and Legumes Development Board	66	295.72	195.17	100.54	293.97	194.02	99.95	391.96	258.69	133.27	405.00	267.30	137.70
Human Resource Dev. and Mgt Directorate:		6,723.27	6,723.27	-	5,928.46	5,928.46	-	7,904.61	7,904.61	-	8,160.12	8,160.12	-
HRDMD (HQ)	100	237.49	237.49	-	252.90	252.90	-	337.20	337.20	-	352.22	352.22	-
Adidome Farm Institute	100	120.60	120.60	-	148.56	148.56	-	198.08	198.08	-	232.70	232.70	-
Animal Health and Production	100	2,684.80	2,684.80	-	2,527.90	2,527.90	-	3,370.53	3,370.53	-	2,684.80	2,684.80	-
Asuansi Farm Institute	100	150.38	150.38	-	-	-	-	-	-	-	266.00	266.00	-
Damongo Agric College	100	7.13	7.13	-	68.10	68.10	-	90.80	90.80	-	98.60	98.60	-
Ejura Agric College	100	425.38	425.38	-	953.70	953.70	-	1,271.60	1,271.60	-	1,001.40	1,001.40	-
Kwadaso Agric College	100	1,991.54	1,991.54	-	1,421.80	1,421.80	-	1,895.73	1,895.73	-	2,109.80	2,109.80	-
Ohawu Agric College	100	555.50	555.50	-	555.50	555.50	-	740.67	740.67	-	600.60	600.60	-
Wenchi Farm Institute	100	550.45	550.45	-	-	-	-	-	-	-	814.00	814.00	-
Plant Protection and Regulatory Service Directorate	13	18,916.20	2,459.11	16,457.10	12,071.91	1,569.35	10,502.56	16,095.88	2,092.46	14,003.42	19,960.00	2,594.80	17,365.20
Veterinary Services Department	16	13,736.86	2,197.90	11,538.97	3,133.63	501.38	2,632.25	4,178.17	668.51	3,509.66	18,004.40	2,880.70	15,123.70
Tree Crops Development Authority	66				-			-	-	-	5,112.30	3,374.10	1,738.20
Ministry of Fisheries and Aquaculture Dev.		76,997.95	50,818.65	26,179.30	42,224.00	27,867.80	14,356.20	56,298.67	37,157.07	19,141.60	175,152.71	130,338.94	44,813.77
Fisheries Commission	66	74,719.86	49,315.11	25,404.75	38,281.70	25,265.90	13,015.80	51,042.27	33,687.87	17,354.40	97,583.49	64,405.10	33,178.39
National Premix Fuel Secretariat	85	2,278.09	1,503.54	774.55	3,942.30	2,601.90	1,340.40	5,256.40	3,469.20	1,787.20	77,569.22	65,933.84	11,635.38
Ministry of Lands and Natural Resources		841,771.09	611,466.89	230,304.20	487,846.31	405,712.25	82,134.06	650,461.75	540,949.67	109,512.09	855,942.38	695,307.37	160,635.01
Forestry Commission:	85	160,017.00	105,611.22	54,405.78	102,184.18	102,184.18	-	136,245.57	136,245.57	-	169,906.26	144,420.32	25,485.94
Corporate Head Office	85	28,777.26	18,992.99	9,784.27	18,594.93	18,594.93	-	24,793.24	24,793.24	-	34,032.89	28,927.96	5,104.93
Forestry Services Division	85	69,653.96	45,971.61	23,682.34	38,898.34	38,898.34	-	51,864.46	51,864.46	-	73,675.45	62,624.13	11,051.32
Timber Industry Development Division	85	55,042.48	36,328.04	18,714.44	40,267.75	40,267.75	-	53,690.34	53,690.34	-	52,924.70	44,986.00	7,938.70
Wild Life Division	85	6,543.30	4,318.58	2,224.72	4,423.15	4,423.15	-	5,897.53	5,897.53	-	9,273.22	7,882.23	1,390.98
Ghana Geological Survey Authority	66	1,167.22	770.37	396.86	559.22	369.08	190.13	745.62	492.11	253.51	1,192.39	786.98	405.41
Ghana Integrated Allium Dev. Cooperation	66	3,480.00	2,296.80	1,183.20	-	-	-	-	-	-	6,750.00	4,455.00	2,295.00
Ghana School of Survey and Mapping	100	1,737.75	1,737.75	-	1,292.26	1,292.26	-	1,723.01	1,723.01	-	1,821.82	1,821.82	-
Lands Commission	50	260,176.66	85,858.30	174,318.37	122,304.37	40,360.44	81,943.93	163,072.50	53,813.92	109,258.57	264,374.79	132,187.40	132,187.40
Minerals Commission	100	400,969.48	400,969.48	-	252,377.30	252,377.30	-	336,503.07	336,503.07	-	396,900.50	396,900.50	-
Office of the Administrator of Stool Lands	100	14,222.98	14,222.98	-	7,015.85	7,015.85	-	9,354.46	9,354.46	-	14,228.20	14,228.20	-
Ghana Integrated Iron and Steel Development Corporation	66				2,113.14	2,113.14	-	2,817.52	2,817.52	-	768.42	507.16	261.26
Ministry of Trade and Industry		255,312.22	178,868.41	76,443.81	163,915.68	109,959.79	53,955.89	218,554.24	146,613.05	71,941.19	260,490.17	190,925.59	69,564.58
Ghana Export Promotion Authority	66	87.37	57.67	29.71	108.30	71.40	36.90	144.40	95.20	49.20	152.72	100.79	51.92
Ghana Enterprises Agency	66	2,000.03	1,320.02	680.01	262.09	172.98	89.11	349.45	230.64	118.81	2,140.06	1,412.44	727.62
Ghana Free Zones Authority	94	82,845.29	77,874.57	4,970.72	39,167.68	36,817.62	2,350.06	52,223.57	49,090.16	3,133.41	108,481.97	101,973.05	6,508.92
Ghana Standards Authority	59	154,018.83	90,871.11	63,147.72	115,733.28	68,282.63	47,450.64	154,311.04	91,043.51	63,267.53	129,701.00	76,523.59	53,177.41
Ghana Regional Appropriate Technology and Industrial Service (GRATIS)	70	434.55	304.18	130.36	198.02	138.61	59.40	264.02	184.81	79.21	135.44	94.81	40.63
Ministry of Trade and Industry(HQ)	53	15,926.14	8,440.85	7,485.28	8,446.32	4,476.55	3,969.77	11,261.76	5,968.73	5,293.02	17,686.29	9,373.73	8,312.56
Ghana International Trade Commission	66				-	-	-	-	-	-	2,192.70	1,447.18	745.52

Sector/Ministry/Department/Agency	Capped Retention (%)	2022 Projections			2022 Actuals (Jan-Sept)			Projected End Year			2023 Projections		
		Collection	Retention	Lodgement	Collection	Retention	Lodgement	Collection	Retention	Lodgement	Collection	Retention	Lodgement
Min. of Tourism, Culture and Creative Arts		23,705.70	15,824.82	7,880.88	13,331.02	9,370.16	3,960.86	20,775.63	14,474.16	6,301.46	32,725.55	21,481.27	11,244.28
Abibigroma Theatre Company	66	60.77	40.11	20.66	49.06	49.06	-	65.41	65.41	-	118.62	78.29	40.33
Bureau of Ghana Languages	33	162.25	-	162.25	39.69	-	39.69	52.92	-	52.92	159.03	52.48	106.55
Folklore Board	66	42.64	28.14	14.50	98.05	98.05	-	130.73	130.73	-	125.00	82.50	42.50
Ghana Dance Ensemble	66	135.40	89.37	46.04	238.23	238.23	-	317.64	317.64	-	314.69	207.70	107.00
Ghana Museums and Monuments Board	66	1,118.89	738.47	380.42	1,269.42	837.82	431.60	1,692.56	1,117.09	575.47	2,236.93	1,476.37	760.56
Ghana Tourism Authority	66	15,476.66	10,214.60	5,262.07	9,881.23	6,521.61	3,359.62	16,175.90	10,676.09	5,499.81	20,144.18	13,295.16	6,849.02
Hotel, Catering & Tourism Training Institute(HOTCATT)	100	61.51	61.51	-	30.03	30.03	-	40.04	40.04	-	711.96	711.96	-
Kwame Nkrumah Memorial Park	66	624.98	412.48	212.49	151.03	99.68	51.35	201.38	132.91	68.47	950.21	627.14	323.07
National Commission on Culture	33	973.44	321.24	652.21	374.47	374.47	-	499.29	499.29	-	930.85	307.18	623.67
National Film Authority	66	1,724.90	1,724.90	-	-	-	-	-	-	-	1,682.47	1,110.43	572.04
National Symphony Orchestra	66	213.02	140.59	72.43	15.00	15.00	-	20.00	20.00	-	286.26	188.93	97.33
National Theatre (Main)	66	2,841.50	1,875.39	966.11	953.51	953.51	-	1,271.35	1,271.35	-	4,422.93	2,919.13	1,503.80
W.E.B. Du Bois Memorial Centre	66	269.73	178.02	91.71	231.30	152.70	78.60	308.40	203.60	104.80	642.41	423.99	218.42
Min. of Env., Science, Tech.and Innovation		249,541.41	249,541.41	-	148,949.87	148,949.87	-	198,599.83	198,599.83	-	302,095.46	302,095.46	-
Biotech. and Nuclear Agric. Res. Institute	100	366.86	366.86	-	140.84	140.84	-	187.79	187.79	-	307.22	307.22	-
Council for Scientific and Industrial Research	100	27,944.67	27,944.67	-	25,737.11	25,737.11	-	34,316.15	34,316.15	-	29,742.84	29,742.84	-
Environmental Protection Agency	100	197,008.56	197,008.56	-	106,710.04	106,710.04	-	142,280.05	142,280.05	-	244,350.83	244,350.83	-
Ghana Atomic Energy Commission-Secretariat	100	13,848.23	13,848.23	-	9,945.82	9,945.82	-	13,261.09	13,261.09	-	14,900.10	14,900.10	-
Ghana Space Science and Technology Institute (GSSTI)	100	314.37	314.37	-	163.43	163.43	-	217.91	217.91	-	599.90	599.90	-
National Biosafety Authority	100	286.44	286.44	-	2.57	2.57	-	3.43	3.43	-	200.99	200.99	-
National Nuclear Research Institute	100	556.44	556.44	-	401.84	401.84	-	535.78	535.78	-	508.97	508.97	-
Nuclear Regulatory Authority	100	3,722.24	3,722.24	-	1,602.70	1,602.70	-	2,136.93	2,136.93	-	5,451.71	5,451.71	-
Radiation Protection Institute	100	2,988.43	2,988.43	-	2,411.36	2,411.36	-	3,215.15	3,215.15	-	4,268.52	4,268.52	-
Radiological and Medical Sciences Research Institute (R.A.M.S.R.I.)	100	598.05	598.05	-	8.01	8.01	-	10.68	10.68	-	549.12	549.12	-
School of Nuclear and Allied Sciences (SNAS)	100	1,907.13	1,907.13	-	1,826.16	1,826.16	-	2,434.87	2,434.87	-	1,215.28	1,215.28	-
Ministry of Energy		39,795.08	36,624.78	3,170.30	35,407.46	35,257.15	150.31	47,209.95	47,009.54	200.41	238,966.63	238,766.02	200.61
Energy Commission	100	36,624.78	36,624.78	-	35,257.15	35,257.15	-	47,009.54	47,009.54	-	59,985.32	59,985.32	-
Ministry of Energy (HQ)	0	3,170.30	-	3,170.30	150.31	-	150.31	200.41	-	200.41	200.61	-	200.61
National Petroleum Authority	100								-	-	178,780.70	178,780.70	

Sector/Ministry/Department/Agency	Capped Retention (%)	2022 Projections			2022 Actuals (Jan-Sept)			Projected End Year			2023 Projections		
		Collection	Retention	Lodgement	Collection	Retention	Lodgement	Collection	Retention	Lodgement	Collection	Retention	Lodgement
INFRASTRUCTURE		384,603.00	316,048.90	68,554.10	223,304.67	209,759.85	13,544.82	308,229.70	290,169.95	18,059.75	922,618.52	864,941.75	57,676.77
								-					
Ministry of Water Resources and Sanitation		64,315.43	42,448.19	21,867.25	36,655.03	35,708.33	946.70	48,873.37	47,611.11	1,262.27	52,772.19	43,992.24	8,779.95
Community Water and Sanitation Agency	85	60,183.17	39,720.89	20,462.28	33,870.61	33,870.61	-	45,160.81	45,160.81	-	48,224.18	40,990.55	7,233.63
Water Resources Commission	66	4,132.27	2,727.30	1,404.97	2,784.42	1,837.72	946.70	3,712.56	2,450.29	1,262.27	4,548.02	3,001.69	1,546.33
								-					
Ministry of Works and Housing		13,117.21	943.02	12,174.19	725.41	327.56	397.85	967.21	436.74	530.46	15,856.56	8,982.33	6,874.23
Architect Registration Council	66	433.17	285.89	147.28	262.93	173.54	89.40	350.58	231.38	119.20	722.62	476.93	245.69
Department of Rural Housing	66	237.11	156.49	80.62	43.35	28.61	14.74	57.79	38.14	19.65	221.48	146.18	75.30
Engineering Council	66								-	-	1,579.15	1,042.24	536.91
Hydrological Service Department	0	3.80	-	3.80	24.30	-	24.30	32.40	-	32.40	59.34		59.34
Ministry of Works & Housing (Hq'ters)	33	10,791.78	-	10,791.78	-			-	-	-	3,295.13	1,087.39	2,207.74
Public Servants Housing Loans Scheme Board	85	62.59	41.31	21.28	59.03	38.96	20.07	78.71	51.95	26.76	1,600.00	1,360.00	240.00
Public Works Department	33	1,391.91	459.33	932.58	261.99	86.46	175.53	349.32	115.27	234.04	1,784.78	588.98	1,195.81
Rent Control Department	33	196.87	-	196.87	73.81	-	73.81	98.42	-	98.42	216.55	71.46	145.09
Real Estate Agency Council	66										6,377.50	4,209.15	2,168.35
Ministry of Railway Development		3,602.74	2,377.81	1,224.93	1,915.27	1,264.08	651.19	2,553.70	1,685.44	868.26	7,803.60	5,150.38	2,653.23
Ghana Railway Development Authority	66	3,602.74	2,377.81	1,224.93	1,915.27	1,264.08	651.19	2,553.70	1,685.44	868.26	7,803.60	5,150.38	2,653.23
								-					
Ministry of Roads and Highway		30,284.39	24,531.41	5,752.98	17,320.08	14,656.69	2,663.40	23,093.44	19,542.25	3,551.19	35,800.88	28,257.17	7,543.71
Department of Feeder Roads	33	322.54	106.44	216.10	17.20	5.68	11.52	22.93	7.57	15.37	1,200.36	396.12	804.24
Department of Urban Roads	33	777.57	256.60	520.97	50.41	16.63	33.77	67.21	22.18	45.03	151.50	50.00	101.51
Ghana Highway Authority	66	13,202.68	8,713.77	4,488.91	5,775.59	3,811.89	1,963.70	7,700.79	5,082.52	2,618.27	18,364.22	12,120.38	6,243.83
Axle Load	100	15,454.61	15,454.61	-	10,822.49	10,822.49	-	14,429.98	14,429.98	-	15,496.55	15,496.55	-
Ministry of Roads and Highways(HQ)	33	527.00	-	527.00	654.40	-	654.40	872.53	-	872.53	588.25	194.12	394.13
Ministry of Communications and Digitalisation		42,802.77	29,343.68	13,459.09	14,310.65	10,255.05	4,055.61	19,080.87	13,673.39	5,407.47	46,980.61	32,454.70	14,525.91
Cyber Security Authority	66								-	-	10,694.00	7,058.04	3,635.96
Ministry of Communications and Digitalisation (HQ)	0								-	-	9.60		9.60
Data Protection Commission	100	3,217.22	3,217.22	-	2,382.39	2,382.39	-	3,176.52	3,176.52	-	3,845.53	3,845.53	-
Ghana Meteorological Agency	66	4,999.08	3,299.40	1,699.69	3,780.41	2,495.07	1,285.34	5,040.55	3,326.76	1,713.79	12,698.84	8,381.24	4,317.61
Ghana-India Kofi Annan Centre of Excellence	81	4,113.49	2,714.91	1,398.59	557.57	368.00	189.57	743.43	490.67	252.76	951.11	774.08	177.02
National Information Technology Agency (NITA)	66	28,864.90	19,050.83	9,814.07	6,737.77	4,446.93	2,290.84	8,983.70	5,929.24	3,054.46	17,085.78	11,276.61	5,809.17
Postal and Courier Services Reg. Comm.	66	1,608.07	1,061.33	546.74	852.51	562.66	289.85	1,136.68	750.21	386.47	1,695.75	1,119.19	576.55
National Communications Authority		-	-	-	-	-	-	-	-	-	400,890.31	400,890.31	-
National Communications Authority											400,890.31	400,890.31	
Ministry of Transport		230,480.45	216,404.79	14,075.65	152,378.23	147,548.15	4,830.07	213,661.12	207,221.02	6,440.10	362,514.38	345,214.63	17,299.75
Ministry of Transport (HQ)	0							8,694.09	8,694.09	-	90,953.63	90,953.63	
Driver and Vehicle Licensing Authority	98.8	188,800.74	188,800.74	-	138,172.13	138,172.13	-	184,229.50	184,229.50	-	219,714.23	217,077.66	2,636.57
National Road Safety Authority	66	41,398.98	27,323.33	14,075.65	14,206.10	9,376.03	4,830.07	18,941.47	12,501.37	6,440.10	43,127.00	28,463.82	14,663.18
Government Technical Training Centre	100	280.73	280.73						-	-			
Ghana Maritime Authority		-	-	-	-	-	-	1,796.05	1,796.05		8,719.52	8,719.52	-
Ghana Maritime Authority	100							1,796.05	1,796.05	-	8,719.52	8,719.52	

Sector/Ministry/Department/Agency	Capped Retention (%)	2022 Projections			2022 Actuals (Jan-Sept)			Projected End Year			2023 Projections		
		Collection	Retention	Lodgement	Collection	Retention	Lodgement	Collection	Retention	Lodgement	Collection	Retention	Lodgement
SOCIAL SECTOR		5,743,881.70	5,627,141.56	116,740.14	4,288,126.34	4,184,826.59	103,299.75	5,709,848.18	5,572,115.19	137,732.99	7,481,738.73	7,347,563.68	134,175.05
Ministry of Education		2,377,911.72	2,370,737.72	7,174.00	1,858,521.00	1,854,853.62	3,667.37	2,478,027.99	2,473,138.16	4,889.83	3,117,647.80	3,109,945.80	7,702.00
GES and Others:	100	98,616.97	91,442.97	7,174.00	95,539.00	91,871.62	3,667.37	127,385.33	122,495.50	4,889.83	163,352.12	155,650.11	7,702.00
Centre for Nat. Dist. Learning and Open Schl	100	200.00	200.00		-		-	-	-	-	250.00	250.00	
Commission for Technical and Vocational Education and Training	100	14,999.13	14,999.13		6,550.26	6,550.26		8,733.67	8,733.67	-	22,351.45	22,351.45	
Encyclopedia Africana	100	713.76	713.76		-			-	-	-	22.50	22.50	
Ghana Academy of Arts and Science	100	915.05	915.05		372.78	372.78		497.04	497.04	-	550.00	550.00	
Ghana Book Devt. Council	100	639.54	639.54		409.86	409.86		546.48	546.48	-	887.83	887.83	
Ghana Education Service	100	17,480.85	17,480.85		30,618.69	30,618.69		40,824.92	40,824.92	-	20,713.97	20,713.97	
Ghana Library Authority	100	494.14	494.14		493.83	493.83		658.45	658.45	-	475.19	475.19	
Ghana Science Association	100	483.00	483.00		284.59	284.59		379.46	379.46	-	500.00	500.00	
National Schools Inspectorate Authority	100	18,020.98	18,020.98		6,499.24	6,499.24	-	8,665.65	8,665.65	-	19,823.08	19,823.08	
National Service Secretariat	66	21,099.92	13,925.92	7,174.00	10,786.40	7,119.02	3,667.37	14,381.86	9,492.03	4,889.83	22,652.94	14,950.94	7,702.00
West African Examination Council (National)	100	4,553.00	4,553.00		4,800.00	4,800.00		6,400.00	6,400.00	-	6,404.50	6,404.50	
National Teaching Council	100	19,017.60	19,017.60		34,723.35	34,723.35		46,297.80	46,297.80	-	68,720.65	68,720.65	
Ghana TVET Service		-	-	-	-	-	-	-	-	-	26,580.91	26,580.91	-
Ghana TVET Service - Headquarters	100	-						-	-	-	6,578.42	6,578.42	
Ghana TVET Service -Training Institutes	100	-						-	-	-	20,002.48	20,002.48	
Universities:	100	1,692,735.12	1,692,735.12	-	1,383,408.65	1,383,408.65	-	1,844,544.86	1,844,544.86	-	2,240,510.28	2,240,510.28	-
Akenten Appiah-Menka University of Skills Training and Entrepreneurial Development	100	75,833.16	75,833.16		38,782.19	38,782.19		59,096.67	59,096.67	-	89,928.68	89,928.68	
C. K. Tedam University of Tech. and Applied Sciences	100	8,010.50	8,010.50		4,336.58	4,336.58		5,782.11	5,782.11	-	12,752.96	12,752.96	
Ghana Technology University College	100	37,344.43	37,344.43		30,675.90	30,675.90		40,901.20	40,901.20	-	40,430.44	40,430.44	
Kwame Nkrumah Univ. of Sci. and Tech.	100	381,366.02	381,366.02		428,323.28	428,323.28		571,097.71	571,097.71	-	401,724.07	401,724.07	
S. D. Dombo University of Business and Intergrated Development Studies	100	14,814.61	14,814.61		13,089.41	13,089.41		17,452.54	17,452.54	-	20,583.79	20,583.79	
University for Development Studies	100	48,204.33	48,204.33		45,161.31	45,161.31		60,215.08	60,215.08	-	73,194.67	73,194.67	
University of Cape Coast	100	296,485.13	296,485.13		184,337.20	184,337.20		245,782.93	245,782.93	-	743,486.45	743,486.45	
University of Education, Winneba	100	265,641.98	265,641.98		131,613.63	131,613.63		175,484.84	175,484.84	-	234,946.99	234,946.99	
University of Energy and Natural Resources	100	19,226.00	19,226.00		19,080.08	19,080.08		25,440.11	25,440.11	-	35,516.52	35,516.52	
University of Environment and Sustainable Devt.	100	2,072.48	2,072.48		3,499.92	3,499.92		4,666.56	4,666.56	-	6,293.64	6,293.64	
University of Ghana	100	354,578.06	354,578.06		349,427.53	349,427.53		364,227.82	364,227.82	-	392,266.12	392,266.12	
University of Health and Allied Sciences	100	32,782.67	32,782.67		27,014.16	27,014.16		36,018.88	36,018.88	-	42,091.18	42,091.18	
University of Mines and Technology	100	24,220.21	24,220.21		18,367.19	18,367.19		24,630.58	24,630.58	-	26,805.27	26,805.27	
University of Professional Studies	100	132,155.56	132,155.56		89,700.26	89,700.26		119,600.35	119,600.35	-	120,489.52	120,489.52	
Technical Universities	100	249,631.56	249,631.56	-	154,447.35	154,447.35	-	205,929.80	205,929.80	-	324,212.45	324,212.45	-
Accra Technical University	100	62,660.49	62,660.49		46,891.75	46,891.75		62,522.33	62,522.33	-	63,882.95	63,882.95	
Bolgatanga Technical University	100	8,470.45	8,470.45		5,632.80	5,632.80		7,510.40	7,510.40	-	9,317.49	9,317.49	-
Cape Coast Technical University	100	11,116.92	11,116.92		6,805.34	6,805.34		12,679.70	12,679.70	-	15,472.28	15,472.28	
Ho Technical University	100	15,566.32	15,566.32		9,395.40	9,395.40		12,527.20	12,527.20	-	20,332.98	20,332.98	
Koforidua Technical University	100	34,009.50	34,009.50		18,910.22	18,910.22		25,213.63	25,213.63	-	39,200.37	39,200.37	
Kumasi Technical University	100	37,498.98	37,498.98		16,823.96	16,823.96		33,104.89	33,104.89	-	36,311.83	36,311.83	
Sunyani Technical University	100	18,265.90	18,265.90		10,268.86	10,268.86		13,691.82	13,691.82	-	58,895.87	58,895.87	
Takoradi Technical University	100	41,901.42	41,901.42		23,703.87	23,703.87		31,605.16	31,605.16	-	60,234.92	60,234.92	
Tamale Technical University	100	15,084.74	15,084.74		13,275.61	13,275.61		17,700.81	17,700.81	-	15,253.51	15,253.51	
Dr. Hilla Limann Technical University	100	5,056.86	5,056.86		2,739.56	2,739.56		3,652.74	3,652.74	-	5,310.25	5,310.25	
Colleges of Education	100	284,287.88	284,287.88	-	197,532.82	197,532.82	-	263,377.09	263,377.09	-	312,791.73	312,791.73	-
Other Teaching Institutions	100	52,640.19	52,640.19	-	27,593.18	27,593.18	-	36,790.90	36,790.90	-	50,200.32	50,200.32	-
Ghana Institute of Journalism	100	28,631.00	28,631.00		12,887.10	12,887.10		17,182.80	17,182.80	-	21,702.33	21,702.33	
Ghana Institute of Languages	100	9,135.91	9,135.91		8,217.08	8,217.08		10,956.11	10,956.11	-	10,049.51	10,049.51	-
Ghana Tertiary Education Commission	100	8,289.23	8,289.23		5,122.35	5,122.35		10,322.60	10,322.60	-	11,864.34	11,864.34	
National Film and Television Institute (NAFTI)	100	6,584.05	6,584.05		1,366.65	1,366.65		1,822.20	1,822.20	-	6,584.15	6,584.15	
								-					

Sector/Ministry/Department/Agency	Capped Retention (%)	2022 Projections			2022 Actuals (Jan-Sept)			Projected End Year			2023 Projections		
		Collection	Retention	Lodgement	Collection	Retention	Lodgement	Collection	Retention	Lodgement	Collection	Retention	Lodgement
Ministry of Employment and Labour Relations		180,658.40	142,947.93	37,710.47	95,764.76	65,834.01	29,930.75	127,686.34	87,778.68	39,907.67	4,759.86	2,826.22	1,933.64
Department of Co-operatives	33	316.68	-	316.68	251.00		251.00	334.67	-	334.67	425.07	140.27	284.80
Department of Factories Inspectorate	33	1,895.51		1,895.51	1,021.05		1,021.05	1,361.40	-	1,361.40	1,619.31	534.37	1,084.94
Labour Department	33	620.27		620.27	532.89		532.89	710.52	-	710.52	841.65	277.75	563.91
Management Dev. and Prod. Institute (MDPI)	100	31,324.63	31,324.63		1,190.13	1,190.13		1,586.84	1,586.84	-	1,873.83	1,873.83	-
National Vocational Training Institute (NVTI)	100	32,499.30	32,499.30		6,950.68	6,950.68		9,267.58	9,267.58	-			
Opportunities Industrialization Centre(OIC)	100	7,164.54	7,164.54		3,096.02	3,096.02		4,128.03	4,128.03	-			
National Pension Regulatory Authority		106,837.47	71,959.46	34,878.01	82,722.98	54,597.17	28,125.81	110,297.31	72,796.23	37,501.08	143,420.19	98,461.21	44,958.98
National Pension Regulatory Authority	66	106,837.47	71,959.46	34,878.01	82,722.98	54,597.17	28,125.81	110,297.31	72,796.23	37,501.08	143,420.19	98,461.21	44,958.98
Ministry of Youth and Sports		1,159.58	479.43	680.15	2,180.86	2,180.86	-	2,907.81	2,907.81	-	5,506.21	3,634.10	1,872.11
National Sports Authority	66	1,099.58	439.83	659.75	2,180.86	2,180.86		2,907.81	2,907.81	-	5,439.21	3,589.88	1,849.33
National Youth Authority	66	60.00	39.60	20.40	-			-	-	-	67.00	44.22	22.78
Ministry of Health		2,997,734.00	2,928,091.00	69,643.00	2,114,416.65	2,073,613.86	40,802.79	2,811,568.60	2,757,164.87	54,403.73	3,963,760.57	3,886,926.15	76,834.42
Ministry of Health (HQ)	100				22,960.81	22,960.81		22,960.81	22,960.81	-	22,960.00	22,960.00	
Ghana Health Service(Health Facilities)	100	1,209,995.00	1,209,995.00	-	771,950.98	771,950.98	-	1,029,267.97	1,029,267.97	-	1,740,928.96	1,740,928.96	-
Teaching Hospitals:	100	425,391.00	425,391.00	-	343,139.88	343,139.88	-	457,519.84	457,519.84	-	546,693.80	546,693.80	-
Cape Coast Teaching Hospital	100	28,656.00	28,656.00	-	22,700.03	22,700.03	-	30,266.71	30,266.71	-	32,400.00	32,400.00	-
Ho Teaching Hospital	100	22,825.00	22,825.00	-	20,906.68	20,906.68	-	29,626.55	27,875.57	-	36,595.46	36,595.46	-
Komfo Anokye Teaching Hospital	100	103,762.00	103,762.00	-	83,253.33	83,253.33	-	111,004.44	111,004.44	-	114,380.98	114,380.98	-
Korle-Bu Teaching Hospital	100	154,563.00	154,563.00	-	112,218.16	112,218.16	-	149,624.21	149,624.21	-	234,628.37	234,628.37	-
Ghana Radiotherapy	100	11,063.00	11,063.00	-	7,937.99	7,937.99	-	10,583.98	10,583.98	-			
National Cardiothoracic Centre	100	20,091.00	20,091.00	-	20,175.87	20,175.87	-	26,901.16	26,901.16	-			
Plastic and Burn Units	100	10,021.00	10,021.00	-	4,176.37	4,176.37	-	5,568.49	5,568.49	-			
National Blood Service	100	4,604.00	4,604.00	-	3,700.58	3,700.58	-	4,934.11	4,934.11	-	8,250.32	8,250.32	
Tamale Teaching Hospital	100	26,096.00	26,096.00	-	24,574.89	24,574.89	-	32,766.52	32,766.52	-	39,521.40	39,521.40	
University of Ghana Medical Centre	100	43,710.00	43,710.00	-	43,495.99	43,495.99	-	57,994.65	57,994.65	-	80,917.27	80,917.27	
Regulatory Agencies:	100	239,281.00	173,236.00	66,045.00	154,380.66	115,504.76	38,875.90	205,840.87	154,006.34	51,834.53	282,594.30	207,750.79	74,843.51
Food and Drugs Authority	70	125,159.00	87,611.00	37,548.00	101,696.01	76,102.35	25,593.67	135,594.68	101,469.79	34,124.89	153,654.11	107,557.88	46,096.23
Ghana College of Pharmacists	100	754.00	754.00	-	611.14	611.14	-	814.85	814.85	-	1,871.09	1,871.09	-
Ghana Psychology Council	100	1,120.00	1,120.00	-	469.08	469.08	-	625.44	625.44	-	1,109.01	1,109.01	-
Health Facilities Regulatory Agency	80	7,760.00	6,208.00	1,552.00	3,273.50	2,627.54	645.96	4,364.66	3,503.38	861.28	9,900.07	7,920.06	1,980.01
Medical and Dental Council	80	25,094.00	16,562.00	8,532.00	8,286.40	5,413.90	2,872.50	11,048.54	7,218.54	3,830.00	25,136.56	20,109.25	5,027.31
Nursing and Midwifery Council for Ghana (NMwCG)	80	59,488.00	47,590.00	11,898.00	25,329.54	20,263.63	5,065.91	33,772.71	27,018.17	6,754.54	63,678.24	50,942.59	12,735.65
Pharmacy Council	66	18,100.00	11,946.00	6,154.00	13,817.25	9,119.39	4,697.87	18,423.00	12,159.18	6,263.82	25,394.70	16,760.50	8,634.20
Traditional Medicine Practice Council	80	1,806.00	1,445.00	361.00	897.73	897.73	-	1,196.98	1,196.98	-	1,850.53	1,480.42	370.11
Subvented Agencies:		62,105.00	58,507.00	3,598.00	38,833.75	36,906.85	1,926.90	51,778.33	49,209.14	2,569.19	79,768.13	77,777.23	1,990.91
Allied Health Professional Council	80	10,582.00	6,984.00	3,598.00	5,667.34	3,740.45	1,926.90	7,556.46	4,987.26	2,569.19	9,954.54	7,963.63	1,990.91
Centre for Scientific Res. into Plant Medicine	100	26,186.00	26,186.00	-	16,546.45	16,546.45	-	22,061.93	22,061.93	-	39,064.99	39,064.99	-
College of Nurses and Midwives	100	6,387.00	6,387.00	-	5,316.84	5,316.84	-	7,089.12	7,089.12	-	9,626.55	9,626.55	-
Ghana College of Physicians and Surgeons	100	15,767.00	15,767.00	-	10,597.68	10,597.68	-	14,130.24	14,130.24	-	18,950.23	18,950.23	-
Ghana Institute of Clinical Genetics	100	1,265.00	1,265.00	-	361.82	361.82	-	482.43	482.43	-	460.01	460.01	-
Ghana Red Cross Society	100	197.00	197.00	-	137.88	137.88	-	183.84	183.84	-	227.01	227.01	-
Mortuaries And Funeral Facilities Agency	100	1,122.00	1,122.00	-	-	-	-	-	-	-	1,121.65	1,121.65	-
St John Ambulance	100	599.00	599.00	-	205.74	205.74	-	274.32	274.32	-	363.15	363.15	-
Psychiatric Hospitals:		14,474.00	14,474.00	-	9,784.95	9,784.95	-	13,046.60	13,046.60	-	16,983.16	16,983.16	-
Accra Psychiatric Hospital	100	3,154.00	3,154.00	-	2,659.99	2,659.99	-	3,546.65	3,546.65	-	4,002.37	4,002.37	-
Ankaful Hospital	100	4,211.00	4,211.00	-	1,489.58	1,489.58	-	1,986.11	1,986.11	-	3,330.78	3,330.78	-
Pantang Hospital	100	7,109.00	7,109.00	-	5,635.37	5,635.37	-	7,513.83	7,513.83	-	9,650.02	9,650.02	-
Other Health Institutions:		1,046,488.00	1,046,488.00	-	773,365.63	773,365.63	-	1,031,154.18	1,031,154.18	-	1,273,832.20	1,273,832.20	-
Ahmadiyya Muslim Health Service Ghana	100	9,281.00	9,281.00	-	11,254.45	11,254.45	-	15,005.94	15,005.94	-	25,708.48	25,708.48	-
Christian Health Assoc. of Ghana (CHAG)	100	670,180.00	670,180.00	-	519,117.06	519,117.06	-	692,156.08	692,156.08	-	796,778.63	796,778.63	-
Health Training Institutions	100	367,027.00	367,027.00	-	242,994.12	242,994.12	-	323,992.16	323,992.16	-	451,345.10	451,345.10	-

Sector/Ministry/Department/Agency		2022 Projections			2022 Actuals (Jan-Sept)			Projected End Year				2023 Projections		
	Capped Retention (%)	Collection	Retention	Lodgement	Collection	Retention	Lodgement	Collection	Retention	Lodgement		Collection	Retention	Lodgement
National Health Insurance Authority		184,333.00	184,333.00	-	133,672.54	133,672.54	-	178,230.05	178,230.05	-		245,273.50	245,273.50	-
National Health Insurance Authority	100	184,333.00	184,333.00	-	133,672.54	133,672.54	-	178,230.05	178,230.05	-		245,273.50	245,273.50	
Min. of Gender, Children & Social Protection		2,085.00	552.48	1,532.52	847.56	74.54	773.02	1,130.08	99.39	1,030.69		1,370.60	496.69	873.90
Central Adoption Authority	46	1,158.00	532.68	625.32	117.94	49.27	68.67	157.25	65.69	91.56		341.52	157.10	184.42
Department of Social Welfare	33	867.00	-	867.00	660.95	-	660.95	881.26	-	881.26		939.08	309.90	629.18
Efua Sutherland Children's Park	33	60.00	19.80	40.20	68.67	25.27	43.40	91.57	33.69	57.87		90.00	29.70	60.30

Sector/Ministry/Department/Agency	Capped Retention (%)	2022 Projections			2022 Actuals (Jan-Sept)			Projected End Year			2023 Projections		
		Collection	Retention	Lodgement	Collection	Retention	Lodgement	Collection	Retention	Lodgement	Collection	Retention	Lodgement
PUBLIC SAFETY SECTOR		507,994.07	146,927.54	361,066.52	401,278.59	107,419.29	293,859.30	531,422.83	148,378.66	383,044.17	757,709.02	363,286.21	394,422.81
Min. of Justice and Attorney General's Dept.		165,394.30	50,930.80	114,463.50	91,014.43	25,623.81	65,390.62	135,724.93	45,059.43	90,665.50	238,153.06	192,672.80	45,480.26
Council for Law Reporting	66	440.08	290.45	149.63	630.57	336.55	294.02	741.70	489.52	252.18	650.01	429.01	221.00
General Legal Council (Main)	100	1,196.00	1,196.00										
General Legal Council (Ghana School of Law)	75	38,886.50	29,164.88	9,721.63	18,311.31	13,733.48	4,577.83	38,886.50	29,164.88	9,721.63	46,154.70	34,779.93	11,374.77
Office of the Copyright Administrator	66	600.00	396.00	204.00	44.33	29.26	15.07	59.11	39.01	20.10	832.87	549.70	283.18
Registrar General's Department	16	124,271.72	19,883.48	104,388.25	72,028.22	11,524.52	60,503.70	96,037.63	15,366.03	80,671.60	40,001.56	6,400.25	33,601.31
Office of the Registrar of Companies	100				-			-	-	-	150,513.92	150,513.92	-
Legal Aid Commission		39.48	39.48	-	44.13	44.13	-	50.00	50.00	-	63.13	63.13	-
Legal Aid Commission	100	39.48	39.48	-	44.13	44.13		50.00	50.00	-	63.13	63.13	-
Ministry of Defence		29,904.14	29,904.14	-	17,064.19	17,064.19	-	22,752.25	22,752.25	-	28,841.50	28,841.50	-
37 Military Hospital	100	24,990.31	24,990.31	-	17,064.19	17,064.19		22,752.25	22,752.25	-	24,397.21	24,397.21	-
Army	100								-	-	550.00	550.00	
Air Force	100	1,800.00	1,800.00	-	-			-	-	-	1,800.00	1,800.00	
Navy	100	3,113.82	3,113.82	-	-			-	-	-	2,094.29	2,094.29	
Judicial Service		66,277.09	19,883.13	46,393.96	74,986.15	21,983.53	53,002.62	92,636.82	27,791.05	64,845.77	150,584.90	45,175.47	105,409.43
Judicial Service	30	66,277.09	19,883.13	46,393.96	74,986.15	21,983.53	53,002.62	92,636.82	27,791.05	64,845.77	150,584.90	45,175.47	105,409.43
Ministry of Interior		246,379.07	46,170.00	200,209.07	218,169.69	42,703.64	175,466.06	280,258.83	52,725.93	227,532.89	340,066.43	96,533.31	243,533.12
Criminal Investigations Department	33	6,435.79	-	6,435.79	6,072.38	-	6,072.38	8,096.51	-	8,096.51	9,990.70	3,296.93	6,693.77
Gaming Commission	40	35,818.49	14,327.40	21,491.10	39,276.10	15,679.40	23,596.70	41,734.03	16,693.61	25,040.42	88,160.24	35,264.10	52,896.15
Ghana Immigration Service	20	170,384.44	25,557.67	144,826.78	148,857.84	22,328.68	126,529.16	198,477.12	29,771.57	168,705.55	203,538.76	40,707.75	162,831.01
Ghana National Fire Service	33	2,583.08	-	2,583.08	3,016.40		3,016.40	4,021.87	-	4,021.87	2,816.20	929.35	1,886.85
Ghana Prisons Service	60	266.14	159.68	106.46	241.85	145.11	96.74	322.47	193.48	128.99	580.59	348.35	232.24
Interior Headquarters	33	24,078.11	-	24,078.11	15,763.50	-	15,763.50	21,018.00	-	21,018.00	27,451.77	9,059.08	18,392.69
Narcotics Control Board	33	1,026.50	338.74	687.75	583.84	192.67	391.17	778.45	256.89	521.56	896.14	295.73	600.41
Police Hospital	100	5,786.51	5,786.51	-	4,357.79	4,357.79	-	5,810.39	5,810.39	-	6,632.02	6,632.02	-
MULTISECTORIAL		1,306,830.02	834,054.00	472,776.02	346,091.50	-	346,091.50	461,455.33	-	461,455.33	500,968.04	-	500,968.04
Accra City Revenue/Refund etc	0	16.00		16.00	9.47		9.47	12.63	-	12.63	13.90		13.90
Auction Sales	0	5,394.00		5,394.00	6,457.19		6,457.19	8,609.59	-	8,609.59	10,331.51		10,331.51
Dividend Payment	0	398,320.00		398,320.00	285,630.04		285,630.04	380,840.06	-	380,840.06	403,690.46		403,690.46
Interest on Loans/CAGD Loans Repayment	0	5,730.00		5,730.00	4,797.45		4,797.45	6,396.61	-	6,396.61	7,036.27		7,036.27
Proceeds from International Incoming Telephone Traffic (IITT) - CF's Share	0	44,733.02		44,733.02	49,194.49		49,194.49	65,592.65	-	65,592.65	61,491.35		61,491.35
NLA net income	0	18,400.00		18,400.00	-		-	-	-	-	18,400.00		18,400.00
Value Books Sales	0	183.00		183.00	2.85		2.85	3.80	-	3.80	4.56		4.56
Yield from capping policy	0	-		-	-		-	-	-	-	-		-
Revised 2021 Retention	0	834,054.00	834,054.00		-		-	-	-	-	-		-
GRAND TOTAL		9,786,237.39	8,318,613.45	1,467,623.94	6,410,264.16	5,445,923.11	964,341.05	8,553,723.27	7,275,683.12	1,278,040.15	12,142,745.07	10,627,615.27	1,515,129.80

Non-Tax Revenue / Internally Generated Funds (NTR/IGF)-Medium Term Projections (GH¢'000)

Sector/Ministry/Department/Agency	Capped Retention (%)	2023 Projections			2024 Projections			2025 Projections			2026 Projections		
		Collection	Retention	Lodgement	Collection	Retention	Lodgement	Collection	Retention	Lodgement	Collection	Retention	Lodgement
ADMINISTRATION SECTOR		560,608.93	454,943.21	105,665.72	585,757.34	475,602.01	110,155.33	646,253.29	522,281.93	123,971.37	717,192.84	578,428.55	138,764.29
Office of Government Machinery		111,241.48	87,580.06	23,661.43	124,893.81	101,515.42	23,378.40	141,066.85	117,287.47	23,779.38	163,883.50	140,626.80	23,256.71
Ghana Investment Promotion Centre	66	60,206.51	39,736.30	20,470.21	60,454.38	39,899.89	20,554.49	60,955.90	40,230.89	20,725.00	61,769.39	40,767.80	21,001.59
National Identification Authority	66	22,792.41	19,775.87	3,016.54	23,952.78	21,306.82	2,645.96	26,598.58	23,724.34	2,874.24	30,261.70	28,187.95	2,073.75
Office of the Chief of Staff	33	260.71	86.03	174.67	265.59	87.65	177.95	268.86	88.72	180.13	270.69	89.33	181.36
State Interest and Governance Authority	100	27,981.85	27,981.85	-	40,221.06	40,221.06	-	53,243.52	53,243.52	-	71,581.72	71,581.72	-
Office of the Head of Civil Service		5,402.08	5,251.24	150.84	6,354.78	6,170.55	184.23	7,428.84	7,170.87	257.97	9,055.58	8,676.37	379.21
Office of the Head of Civil Service (HQ)	0	39.20	-	39.20	55.87	-	55.87	87.75	-	87.75	118.58	-	118.58
Civil Service Training Centre	100	3,031.59	3,031.59	-	3,762.52	3,762.52	-	4,544.07	4,544.07	-	5,271.19	5,271.19	-
Government Secretarial School	100	1,700.00	1,700.00	-	1,820.50	1,820.50	-	1,950.50	1,950.50	-	2,569.18	2,569.18	-
Institute of Technical Supervision	100	355.00	355.00	-	400.00	400.00	-	450.00	450.00	-	500.00	500.00	-
Public Records & Archives Admin. Dept.	47	170.86	80.30	90.56	197.53	92.84	104.69	275.51	129.49	146.02	428.19	201.25	226.94
Management Services Department	80	105.44	84.35	21.09	118.36	94.69	23.67	121.01	96.81	24.20	168.44	134.75	33.69
Public Services Commission		83.30	27.49	55.81	86.70	28.61	58.09	88.66	29.26	59.40	93.21	30.76	62.45
Public Services Commission	33	83.30	27.49	55.81	86.70	28.61	58.09	88.66	29.26	59.40	93.21	30.76	62.45
					-								
Electoral Commission		463.50	305.91	157.59	6,642.00	4,383.72	2,258.28	75.50	49.83	25.67	44.50	29.37	15.13
Electoral Commission	66	463.50	305.91	157.59	6,642.00	4,383.72	2,258.28	75.50	49.83	25.67	44.50	29.37	15.13
Ministry of Foreign Affairs and Reg. Integration		182,474.03	148,784.75	33,689.27	157,229.91	130,248.90	26,981.02	170,140.38	137,864.33	32,276.04	179,325.39	144,323.57	35,001.82
Foreign Affairs Hq.(Finance Bureau)	16	10,861.94	1,737.91	9,124.03	6,215.53	994.49	5,221.05	8,706.48	1,393.04	7,313.44	8,444.63	1,351.14	7,093.49
Missions	66	72,250.71	47,685.47	24,565.24	63,999.90	42,239.94	21,759.97	73,419.43	48,456.82	24,962.61	82,083.32	54,174.99	27,908.33
Passport Office	100	99,361.38	99,361.38	-	87,014.47	87,014.47	-	88,014.47	88,014.47	-	88,797.44	88,797.44	-

Sector/Ministry/Department/Agency	Capped Retention (%)	2023 Projections			2024 Projections			2025 Projections			2026 Projections		
		Collection	Retention	Lodgement	Collection	Retention	Lodgement	Collection	Retention	Lodgement	Collection	Retention	Lodgement
Ministry of Finance		162,384.85	124,100.81	38,284.05	179,792.63	133,926.12	45,866.51	200,089.39	145,131.54	54,957.86	223,341.43	157,526.93	65,814.50
Controller and Accountant-General's Department	40	62,577.68	25,031.07	37,546.61	75,092.22	30,036.89	45,055.33	90,109.26	36,043.70	54,065.56	108,129.31	43,251.72	64,877.59
General Administration and Finance	100	94,668.65	94,668.65	-	99,020.12	99,020.12	-	103,673.74	103,673.74	-	108,554.76	108,554.76	-
Ghana Statistical Service	100	25.63	25.63	-	32.58	32.58	-	38.70	38.70	-	44.13	44.13	-
Institute of Accountancy Training	100	196.64	196.64	-	239.84	239.84	-	319.03	319.03	-	367.13	367.13	-
Public Procurement Authority	85	4,916.25	4,178.81	737.44	5,407.88	4,596.69	811.18	5,948.66	5,056.36	892.30	6,246.10	5,309.18	936.91
Securities and Exchange Commission		53,839.54	53,030.71	808.83	59,223.50	58,333.78	889.72	65,145.85	64,167.16	978.69	71,660.43	70,583.88	1,076.56
Securities and Exchange Commission	100	53,839.54	53,030.71	808.83	59,223.50	58,333.78	889.72	65,145.85	64,167.16	978.69	71,660.43	70,583.88	1,076.56
Ministry of Local Government, Decentralization & Rural Development		17,661.37	9,178.25	8,483.12	20,673.92	10,574.39	10,099.53	22,761.23	11,665.21	11,096.03	25,236.34	12,682.99	12,553.35
Births and Deaths Registry	33	11,549.56	3,811.36	7,738.21	13,797.79	4,553.27	9,244.52	15,165.77	5,004.70	10,161.07	17,166.42	5,664.92	11,501.50
Dept. of Parks and Gardens	33	1,111.81	366.90	744.91	1,276.13	421.12	855.01	1,395.46	460.50	934.96	1,569.92	518.07	1,051.85
Institute of Local Government Studies	100	5,000.00	5,000.00	-	5,600.00	5,600.00	-	6,200.00	6,200.00	-	6,500.00	6,500.00	-
Ministry of Information		27,058.77	26,684.00	374.77	30,860.08	30,420.52	439.56	39,456.59	38,916.26	540.33	44,552.45	43,947.89	604.56
Ghana Broadcasting Corporation	100	26,499.41	26,499.41	-	30,204.02	30,204.02	-	38,650.13	38,650.13	-	43,650.12	43,650.12	-
Ghana News Agency	33	373.91	123.39	250.52	437.95	144.52	293.43	553.27	182.58	370.69	597.04	197.02	400.01
Information Service Department	33	185.45	61.20	124.25	218.11	71.98	146.13	253.19	83.55	169.64	305.30	100.75	204.55

Sector/Ministry/Department/Agency	Capped Retention (%)	2023 Projections			2024 Projections			2025 Projections			2026 Projections		
		Collection	Retention	Lodgement	Collection	Retention	Lodgement	Collection	Retention	Lodgement	Collection	Retention	Lodgement
ECONOMIC SECTOR		1,919,101.82	1,596,880.42	322,221.40	2,170,492.18	1,790,958.88	379,533.30	2,567,346.84	2,085,993.67	481,353.17	3,184,813.03	2,519,424.76	665,388.28
Ministry of Food and Agriculture		53,728.92	17,965.76	35,763.16	71,680.27	23,850.81	47,829.46	103,543.41	33,675.40	69,868.01	152,139.69	43,342.44	108,797.25
Animal Production Department	33	2,087.10	688.74	1,398.36	2,504.51	826.49	1,678.02	2,754.96	909.14	1,845.82	3,030.45	1,000.05	2,030.40
Grains and Legumes Development Board	66	405.00	267.30	137.70	410.00	270.60	139.40	415.00	273.90	141.10	421.00	277.86	143.14
Human Resource Dev. and Mgt Directorate:		8,160.12	8,160.12	-	11,477.49	11,477.49	-	16,876.68	16,876.68	-	18,877.74	18,877.74	-
HRDMD (HQ)	100	352.22	352.22		488.64	488.64	-	679.38	679.38	-	945.27	945.27	-
Adidome Farm Institute	100	232.70	232.70		255.96	255.96		281.56	281.56		309.72	309.72	
Animal Health and Production	100	2,684.80	2,684.80		5,054.19	5,054.19		9,765.84	9,765.84		11,101.85	11,101.85	
Asuansi Farm Institute	100	266.00	266.00		439.00	439.00		493.00	493.00		493.00	493.00	
Damongo Agric College	100	98.60	98.60		106.50	106.50		109.70	109.70		111.80	111.80	
Ejura Agric College	100	1,001.40	1,001.40		1,051.40	1,051.40		1,104.10	1,104.10		1,159.20	1,159.20	
Kwadaso Agric College	100	2,109.80	2,109.80		2,215.30	2,215.30		2,326.10	2,326.10		2,442.40	2,442.40	
Ohawu Agric College	100	600.60	600.60		710.50	710.50		845.00	845.00		982.50	982.50	
Wenchi Farm Institute	100	814.00	814.00		1,156.00	1,156.00		1,272.00	1,272.00		1,332.00	1,332.00	
Plant Protection and Regulatory Service Directorate	13	19,960.00	2,594.80	17,365.20	21,721.68	2,823.82	18,897.86	24,391.99	3,170.96	21,221.03	27,321.24	3,551.76	23,769.48
Veterinary Services Department	16	18,004.40	2,880.70	15,123.70	30,043.19	4,806.91	25,236.28	53,128.88	8,500.62	44,628.26	96,015.87	15,362.54	80,653.33
Tree Crops Development Authority	66	5,112.30	3,374.10	1,738.20	5,523.40	3,645.50	1,877.90	5,975.90	3,944.10	2,031.80	6,473.40	4,272.50	2,200.90
Ministry of Fisheries and Aquaculture Dev.		175,152.71	130,338.94	44,813.77	181,320.12	134,651.75	46,668.37	187,765.72	139,148.15	48,617.56	194,414.20	143,778.47	50,635.73
Fisheries Commission	66	97,583.49	64,405.10	33,178.39	102,475.56	67,633.87	34,841.69	107,645.81	71,046.24	36,599.58	113,018.96	74,592.51	38,426.45
National Premix Fuel Secretariat	85	77,569.22	65,933.84	11,635.38	78,844.56	67,017.88	11,826.68	80,119.90	68,101.92	12,017.99	81,395.24	69,185.96	12,209.29
Ministry of Lands and Natural Resources		855,942.38	695,307.37	160,635.01	930,713.39	750,178.02	180,535.37	1,051,072.15	828,105.69	222,966.46	1,337,435.53	1,019,451.50	317,984.03
Forestry Commission:	85	169,906.26	144,420.32	25,485.94	161,588.30	137,350.05	24,238.24	170,791.33	145,172.63	25,618.70	180,018.77	153,015.95	27,002.82
Corporate Head Office	85	34,032.89	28,927.96	5,104.93	34,778.79	29,561.97	5,216.82	35,529.58	30,200.14	5,329.44	36,402.50	30,942.13	5,460.38
Forestry Services Division	85	73,675.45	62,624.13	11,051.32	60,732.79	51,622.87	9,109.92	64,449.15	54,781.78	9,667.37	67,930.11	57,740.59	10,189.52
Timber Industry Development Division	85	52,924.70	44,986.00	7,938.70	54,485.20	46,312.42	8,172.78	56,323.20	47,874.72	8,448.48	57,574.41	48,938.25	8,636.16
Wild Life Division	85	9,273.22	7,882.23	1,390.98	11,591.52	9,852.79	1,738.73	14,489.40	12,315.99	2,173.41	18,111.75	15,394.99	2,716.76
Ghana Geological Survey Authority	66	1,192.39	786.98	405.41	1,272.78	840.04	432.75	1,441.36	951.30	490.06	1,578.00	1,041.48	536.52
Ghana Integrated Allium Dev. Cooperation	66	6,750.00	4,455.00	2,295.00	2,750.10	1,815.07	935.03	37,917.24	25,025.38	12,891.86	196,590.23	129,749.55	66,840.68
Ghana School of Survey and Mapping	100	1,821.82	1,821.82	-	2,396.32	2,396.32	-	3,074.12	3,074.12	-	4,253.69	4,253.69	-
Lands Commission	50	264,374.79	132,187.40	132,187.40	309,074.91	154,537.46	154,537.46	366,755.99	183,378.00	183,378.00	445,444.52	222,722.26	222,722.26
Minerals Commission	100	396,900.50	396,900.50	-	436,989.46	436,989.46	-	450,278.86	450,278.86	-	485,918.22	485,918.22	-
Office of the Administrator of Stool Lands	100	14,228.20	14,228.20	-	15,488.90	15,488.90	-	19,084.30	19,084.30	-	21,038.70	21,038.70	-
Ghana Integrated Iron and Steel Development Corporation	66	768.42	507.16	261.26	1,152.62	760.73	391.89	1,728.94	1,141.10	587.84	2,593.40	1,711.64	881.76

Sector/Ministry/Department/Agency	Capped Retention (%)	2023 Projections			2024 Projections			2025 Projections			2026 Projections		
		Collection	Retention	Lodgement	Collection	Retention	Lodgement	Collection	Retention	Lodgement	Collection	Retention	Lodgement
Ministry of Trade and Industry		260,490.17	190,925.59	69,564.58	346,867.62	256,187.85	90,679.77	478,722.98	356,587.64	122,135.34	637,746.26	472,714.57	165,031.69
Ghana Export Promotion Authority	66	152.72	100.79	51.92	185.46	122.41	63.06	233.23	153.93	79.30	298.28	196.86	101.42
Ghana Enterprises Agency	66	2,140.06	1,412.44	727.62	2,882.25	1,902.29	979.97	3,133.66	2,068.21	1,065.44	3,286.44	2,169.05	1,117.39
Ghana Free Zones Authority	94	108,481.97	101,973.05	6,508.92	149,231.03	140,277.16	8,953.86	214,072.27	201,227.94	12,844.34	278,200.47	261,508.44	16,692.03
Ghana Standards Authority	59	129,701.00	76,523.59	53,177.41	173,762.57	102,519.92	71,242.65	238,116.36	140,488.65	97,627.71	329,626.85	194,479.84	135,147.01
Ghana Regional Appropriate Technology and Industrial Service (GRATIS)	70	135.44	94.81	40.63	157.57	110.30	47.27	192.74	134.92	57.82	210.49	147.34	63.15
Ministry of Trade and Industry(HQ)	53	17,686.29	9,373.73	8,312.56	18,249.15	9,672.05	8,577.10	20,379.46	10,801.11	9,578.35	23,297.17	12,347.50	10,949.67
Ghana International Trade Commission	66	2,192.70	1,447.18	745.52	2,399.59	1,583.73	815.86	2,595.26	1,712.87	882.39	2,826.57	1,865.54	961.03
Min. of Tourism, Culture and Creative Arts		32,725.55	21,481.27	11,244.28	38,520.81	24,992.42	13,528.39	48,928.41	31,659.11	17,269.30	61,234.00	39,195.11	22,038.89
Abibigroma Theatre Company	66	118.62	78.29	40.33	127.51	84.16	43.35	134.82	88.98	45.84	143.01	94.39	48.62
Bureau of Ghana Languages	33	159.03	52.48	106.55	219.92	72.57	147.34	232.00	76.56	155.44	241.00	79.53	161.47
Folklore Board	66	125.00	82.50	42.50	156.00	102.96	53.04	170.00	112.20	57.80	195.00	128.70	66.30
Ghana Dance Ensemble	66	314.69	207.70	107.00	377.63	249.24	128.39	416.23	274.71	141.52	457.86	302.18	155.67
Ghana Museums and Monuments Board	66	2,236.93	1,476.37	760.56	2,294.67	1,514.48	780.19	2,366.54	1,561.91	804.62	2,415.94	1,594.52	821.42
Ghana Tourism Authority	66	20,144.18	13,295.16	6,849.02	24,063.79	15,882.10	8,181.69	32,990.87	21,773.97	11,216.90	41,437.88	27,349.00	14,088.88
Hotel, Catering & Tourism Training Institute(HOTCATT)	100	711.96	711.96	-	70.60	70.60	-	76.00	76.00	-	80.99	80.99	-
Kwame Nkrumah Memorial Park	66	950.21	627.14	323.07	1,022.71	674.99	347.72	1,242.57	820.09	422.47	1,533.10	1,011.85	521.25
National Commission on Culture	33	930.85	307.18	623.67	1,159.84	382.75	777.09	1,766.43	582.92	1,183.51	3,537.38	1,167.34	2,370.04
National Film Authority	66	1,682.47	1,110.43	572.04	2,631.40	1,736.72	894.68	2,713.60	1,790.98	922.62	2,795.80	1,845.23	950.57
National Symphony Orchestra	66	286.26	188.93	97.33	331.32	218.67	112.65	363.99	240.23	123.76	405.81	267.83	137.97
National Theatre (Main)	66	4,422.93	2,919.13	1,503.80	5,220.22	3,445.34	1,774.87	5,439.87	3,590.31	1,849.56	6,631.94	4,377.08	2,254.86
W.E.B. Du Bois Memorial Centre	66	642.41	423.99	218.42	845.21	557.84	287.37	1,015.51	670.23	345.27	1,358.31	896.49	461.83
Min. of Env., Science, Tech.and Innovation		302,095.46	302,095.46	-	335,388.28	335,388.28	-	406,231.98	406,231.98	-	458,540.43	458,540.43	-
Biotech. and Nuclear Agric. Res. Institute	100	307.22	307.22	-	372.99	372.99	-	470.52	470.52	-	604.90	604.90	-
Council for Scientific and Industrial Research	100	29,742.84	29,742.84	-	31,229.98	31,229.98	-	32,791.48	32,791.48	-	34,431.05	34,431.05	-
Environmental Protection Agency	100	244,350.83	244,350.83	-	271,784.20	271,784.20	-	332,716.23	332,716.23	-	372,823.27	372,823.27	-
Ghana Atomic Energy Commission-Secretariat	100	14,900.10	14,900.10	-	17,961.29	17,961.29	-	22,846.32	22,846.32	-	26,174.47	26,174.47	-
Ghana Space Science and Technology Institute (GSSTI)	100	599.90	599.90	-	654.22	654.22	-	708.54	708.54	-	762.86	762.86	-
National Biosafety Authority	100	200.99	200.99	-	321.18	321.18	-	652.23	652.23	-	1,620.37	1,620.37	-
National Nuclear Research Institute	100	508.97	508.97	-	480.63	480.63	-	466.90	466.90	-	457.24	457.24	-
Nuclear Regulatory Authority	100	5,451.71	5,451.71	-	4,965.18	4,965.18	-	5,065.01	5,065.01	-	5,437.80	5,437.80	-
Radiation Protection Institute	100	4,268.52	4,268.52	-	5,195.34	5,195.34	-	6,733.51	6,733.51	-	9,643.71	9,643.71	-
Radiological and Medical Sciences Research Institute (R.A.M.S.R.I.)	100	549.12	549.12	-	621.34	621.34	-	694.57	694.57	-	716.04	716.04	-
School of Nuclear and Allied Sciences (SNAS)	100	1,215.28	1,215.28	-	1,801.92	1,801.92	-	3,086.67	3,086.67	-	5,868.74	5,868.74	-
Ministry of Energy		238,966.63	238,766.02	200.61	266,001.69	265,709.75	291.93	291,082.19	290,585.71	496.49	343,302.93	342,402.24	900.69
Energy Commission	100	59,985.32	59,985.32	-	77,990.02	77,990.02	-	84,094.00	84,094.00	-	92,547.27	92,547.27	-
Ministry of Energy (HQ)	0	200.61	-	200.61	291.93	-	291.93	496.49	-	496.49	900.69	-	900.69
National Petroleum Authority	100	178,780.70	178,780.70		187,719.74	187,719.74		206,491.71	206,491.71		249,854.97	249,854.97	

Sector/Ministry/Department/Agency	Capped Retention (%)	2023 Projections			2024 Projections			2025 Projections			2026 Projections		
		Collection	Retention	Lodgement	Collection	Retention	Lodgement	Collection	Retention	Lodgement	Collection	Retention	Lodgement
INFRASTRUCTURE		922,618.52	864,941.75	57,676.77	1,007,820.28	944,866.42	62,953.86	1,104,112.13	1,035,161.91	68,950.22	1,212,762.18	1,137,288.82	75,473.36
										-			
Ministry of Water Resources and Sanitation		52,772.19	43,992.24	8,779.95	55,773.00	46,430.90	9,342.10	58,545.66	48,595.57	9,950.09	64,150.39	53,290.23	10,860.16
Community Water and Sanitation Agency	85	48,224.18	40,990.55	7,233.63	50,635.38	43,040.08	7,595.31	52,397.01	44,537.46	7,859.55	57,636.71	48,991.20	8,645.51
Water Resources Commission	66	4,548.02	3,001.69	1,546.33	5,137.62	3,390.83	1,746.79	6,148.65	4,058.11	2,090.54	6,513.68	4,299.03	2,214.65
Ministry of Works and Housing		15,856.56	8,982.33	6,874.23	16,956.47	9,810.72	7,145.75	18,627.73	10,991.93	7,635.80	20,976.90	12,633.36	8,343.54
Architect Registration Council	66	722.62	476.93	245.69	853.08	563.03	290.05	938.39	619.34	319.05	1,032.23	681.27	350.96
Department of Rural Housing	66	221.48	146.18	75.30	247.94	163.64	84.30	271.72	179.34	92.39	280.65	185.23	95.42
Engineering Council	66	1,579.15	1,042.24	536.91	1,713.59	1,130.97	582.62	1,867.88	1,232.80	635.08	2,056.61	1,357.36	699.25
Hydrological Service Department	0	59.34		59.34	82.34		82.34	94.93		94.93	101.18	-	101.18
Ministry of Works & Housing (Hq'ters)	33	3,295.13	1,087.39	2,207.74	3,012.04	993.97	2,018.07	2,759.81	910.74	1,849.07	2,504.59	826.51	1,678.07
Public Servants Housing Loans Scheme Board	85	1,600.00	1,360.00	240.00	1,920.00	1,632.00	288.00	2,304.00	1,958.40	345.60	2,764.80	2,350.08	414.72
Public Works Department	33	1,784.78	588.98	1,195.81	1,874.02	618.43	1,255.60	2,061.43	680.27	1,381.16	2,267.57	748.30	1,519.27
Rent Control Department	33	216.55	71.46	145.09	238.21	78.61	159.60	262.03	86.47	175.56	288.23	95.12	193.11
Real Estate Agency Council	66	6,377.50	4,209.15	2,168.35	7,015.25	4,630.07	2,385.19	8,067.54	5,324.57	2,742.96	9,681.05	6,389.49	3,291.56
Ministry of Railway Development		7,803.60	5,150.38	2,653.23	9,029.76	5,959.64	3,070.12	10,224.65	6,748.27	3,476.38	10,735.88	7,085.68	3,650.20
Ghana Railway Development Authority	66	7,803.60	5,150.38	2,653.23	9,029.76	5,959.64	3,070.12	10,224.65	6,748.27	3,476.38	10,735.88	7,085.68	3,650.20
Ministry of Roads and Highway		35,800.88	28,257.17	7,543.71	40,006.40	31,258.51	8,747.90	44,835.93	34,988.14	9,847.79	50,026.33	39,224.77	10,801.56
Department of Feeder Roads	33	1,200.36	396.12	804.24	1,320.39	435.73	884.66	1,452.43	479.30	973.13	1,597.68	527.23	1,070.44
Department of Urban Roads	33	151.50	50.00	101.51	225.10	74.28	150.82	337.63	111.42	226.21	506.71	167.22	339.50
Ghana Highway Authority	66	18,364.22	12,120.38	6,243.83	20,987.68	13,851.87	7,135.81	24,034.00	15,862.44	8,171.56	26,079.52	17,212.48	8,867.04
Axle Load	100	15,496.55	15,496.55	-	16,612.63	16,612.63	-	18,300.09	18,300.09	-	21,059.46	21,059.46	-
Ministry of Roads and Highways(HQ)	33	588.25	194.12	394.13	860.61	284.00	576.61	711.78	234.89	476.89	782.96	258.38	524.58
Ministry of Communications and Digitalisation		46,980.61	32,454.70	14,525.91	50,885.80	35,320.26	15,565.54	56,324.42	39,334.03	16,990.39	62,466.04	43,869.01	18,597.02
Cyber Security Authority	66	10,694.00	7,058.04	3,635.96	11,228.70	7,410.94	3,817.76	12,351.57	8,152.04	4,199.53	13,586.73	8,967.24	4,619.49
Ministry of Communications and Digitalisation (HQ)	0	9.60		9.60	10.56		10.56	11.62		11.62	12.78		12.78
Data Protection Commission	100	3,845.53	3,845.53	-	4,611.49	4,611.49	-	5,727.34	5,727.34	-	6,930.43	6,930.43	-
Ghana Meteorological Agency	66	12,698.84	8,381.24	4,317.61	13,334.47	8,800.75	4,533.72	14,003.83	9,242.53	4,761.30	14,709.42	9,708.22	5,001.20
Ghana-India Kofi Annan Centre of Excellence	81	951.11	774.08	177.02	1,135.27	923.97	211.30	1,431.56	1,165.11	266.45	1,907.47	1,552.45	355.03
National Information Technology Agency (NITA)	66	17,085.78	11,276.61	5,809.17	18,772.88	12,390.10	6,382.78	20,618.41	13,608.15	7,010.26	22,669.15	14,961.64	7,707.51
Postal and Courier Services Reg. Comm.	66	1,695.75	1,119.19	576.55	1,792.44	1,183.01	609.43	2,180.10	1,438.87	741.23	2,650.05	1,749.04	901.02
National Communications Authority		400,890.31	400,890.31	-	440,979.34	440,979.34	-	485,077.27	485,077.27	-	533,585.00	533,585.00	-
National Communications Authority		400,890.31	400,890.31		440,979.34	440,979.34		485,077.27	485,077.27		533,585.00	533,585.00	
Ministry of Transport		362,514.38	345,214.63	17,299.75	394,189.51	375,107.06	19,082.46	430,476.47	409,426.71	21,049.76	470,821.65	447,600.77	23,220.88
Ministry of Transport (HQ)	0	90,953.63	90,953.63		91,863.16	91,863.16		93,700.43	93,700.43		95,574.44	95,574.44	
Driver and Vehicle Licensing Authority	98.8	219,714.23	217,077.66	2,636.57	246,079.94	243,126.98	2,952.96	275,609.53	272,302.22	3,307.31	308,682.67	304,978.48	3,704.19
National Road Safety Authority	66	43,127.00	28,463.82	14,663.18	47,439.69	31,310.20	16,129.50	52,183.66	34,441.22	17,742.45	57,402.03	37,885.34	19,516.69
Government Technical Training Centre	100												
Ghana Maritime Authority		8,719.52	8,719.52	-	8,806.72	8,806.72	-	8,982.85	8,982.85	-	9,162.51	9,162.51	-
Ghana Maritime Authority	100	8,719.52	8,719.52		8,806.72	8,806.72		8,982.85	8,982.85		9,162.51	9,162.51	

Sector/Ministry/Department/Agency	Capped Retention (%)	2023 Projections			2024 Projections			2025 Projections			2026 Projections		
		Collection	Retention	Lodgement	Collection	Retention	Lodgement	Collection	Retention	Lodgement	Collection	Retention	Lodgement
INFRASTRUCTURE		922,618.52	864,941.75	57,676.77	1,007,820.28	944,866.42	62,953.86	1,104,112.13	1,035,161.91	68,950.22	1,212,762.18	1,137,288.82	75,473.36
										-			
Ministry of Water Resources and Sanitation		52,772.19	43,992.24	8,779.95	55,773.00	46,430.90	9,342.10	58,545.66	48,595.57	9,950.09	64,150.39	53,290.23	10,860.16
Community Water and Sanitation Agency	85	48,224.18	40,990.55	7,233.63	50,635.38	43,040.08	7,595.31	52,397.01	44,537.46	7,859.55	57,636.71	48,991.20	8,645.51
Water Resources Commission	66	4,548.02	3,001.69	1,546.33	5,137.62	3,390.83	1,746.79	6,148.65	4,058.11	2,090.54	6,513.68	4,299.03	2,214.65
Ministry of Works and Housing		15,856.56	8,982.33	6,874.23	16,956.47	9,810.72	7,145.75	18,627.73	10,991.93	7,635.80	20,976.90	12,633.36	8,343.54
Architect Registration Council	66	722.62	476.93	245.69	853.08	563.03	290.05	938.39	619.34	319.05	1,032.23	681.27	350.96
Department of Rural Housing	66	221.48	146.18	75.30	247.94	163.64	84.30	271.72	179.34	92.39	280.65	185.23	95.42
Engineering Council	66	1,579.15	1,042.24	536.91	1,713.59	1,130.97	582.62	1,867.88	1,232.80	635.08	2,056.61	1,357.36	699.25
Hydrological Service Department	0	59.34		59.34	82.34		82.34	94.93		94.93	101.18	-	101.18
Ministry of Works & Housing (Hq'ters)	33	3,295.13	1,087.39	2,207.74	3,012.04	993.97	2,018.07	2,759.81	910.74	1,849.07	2,504.59	826.51	1,678.07
Public Servants Housing Loans Scheme Board	85	1,600.00	1,360.00	240.00	1,920.00	1,632.00	288.00	2,304.00	1,958.40	345.60	2,764.80	2,350.08	414.72
Public Works Department	33	1,784.78	588.98	1,195.81	1,874.02	618.43	1,255.60	2,061.43	680.27	1,381.16	2,267.57	748.30	1,519.27
Rent Control Department	33	216.55	71.46	145.09	238.21	78.61	159.60	262.03	86.47	175.56	288.23	95.12	193.11
Real Estate Agency Council	66	6,377.50	4,209.15	2,168.35	7,015.25	4,630.07	2,385.19	8,067.54	5,324.57	2,742.96	9,681.05	6,389.49	3,291.56
Ministry of Railway Development		7,803.60	5,150.38	2,653.23	9,029.76	5,959.64	3,070.12	10,224.65	6,748.27	3,476.38	10,735.88	7,085.68	3,650.20
Ghana Railway Development Authority	66	7,803.60	5,150.38	2,653.23	9,029.76	5,959.64	3,070.12	10,224.65	6,748.27	3,476.38	10,735.88	7,085.68	3,650.20
Ministry of Roads and Highway		35,800.88	28,257.17	7,543.71	40,006.40	31,258.51	8,747.90	44,835.93	34,988.14	9,847.79	50,026.33	39,224.77	10,801.56
Department of Feeder Roads	33	1,200.36	396.12	804.24	1,320.39	435.73	884.66	1,452.43	479.30	973.13	1,597.68	527.23	1,070.44
Department of Urban Roads	33	151.50	50.00	101.51	225.10	74.28	150.82	337.63	111.42	226.21	506.71	167.22	339.50
Ghana Highway Authority	66	18,364.22	12,120.38	6,243.83	20,987.68	13,851.87	7,135.81	24,034.00	15,862.44	8,171.56	26,079.52	17,212.48	8,867.04
Axle Load	100	15,496.55	15,496.55	-	16,612.63	16,612.63	-	18,300.09	18,300.09	-	21,059.46	21,059.46	-
Ministry of Roads and Highways(HQ)	33	588.25	194.12	394.13	860.61	284.00	576.61	711.78	234.89	476.89	782.96	258.38	524.58
Ministry of Communications and Digitalisation		46,980.61	32,454.70	14,525.91	50,885.80	35,320.26	15,565.54	56,324.42	39,334.03	16,990.39	62,466.04	43,869.01	18,597.02
Cyber Security Authority	66	10,694.00	7,058.04	3,635.96	11,228.70	7,410.94	3,817.76	12,351.57	8,152.04	4,199.53	13,586.73	8,967.24	4,619.49
Ministry of Communications and Digitalisation (HQ)	0	9.60		9.60	10.56		10.56	11.62		11.62	12.78		12.78
Data Protection Commission	100	3,845.53	3,845.53	-	4,611.49	4,611.49	-	5,727.34	5,727.34	-	6,930.43	6,930.43	-
Ghana Meteorological Agency	66	12,698.84	8,381.24	4,317.61	13,334.47	8,800.75	4,533.72	14,003.83	9,242.53	4,761.30	14,709.42	9,708.22	5,001.20
Ghana-India Kofi Annan Centre of Excellence	81	951.11	774.08	177.02	1,135.27	923.97	211.30	1,431.56	1,165.11	266.45	1,907.47	1,552.45	355.03
National Information Technology Agency (NITA)	66	17,085.78	11,276.61	5,809.17	18,772.88	12,390.10	6,382.78	20,618.41	13,608.15	7,010.26	22,669.15	14,961.64	7,707.51
Postal and Courier Services Reg. Comm.	66	1,695.75	1,119.19	576.55	1,792.44	1,183.01	609.43	2,180.10	1,438.87	741.23	2,650.05	1,749.04	901.02
National Communications Authority		400,890.31	400,890.31	-	440,979.34	440,979.34	-	485,077.27	485,077.27	-	533,585.00	533,585.00	-
National Communications Authority		400,890.31	400,890.31		440,979.34	440,979.34		485,077.27	485,077.27		533,585.00	533,585.00	
Ministry of Transport		362,514.38	345,214.63	17,299.75	394,189.51	375,107.06	19,082.46	430,476.47	409,426.71	21,049.76	470,821.65	447,600.77	23,220.88
Ministry of Transport (HQ)	0	90,953.63	90,953.63		91,863.16	91,863.16		93,700.43	93,700.43		95,574.44	95,574.44	
Driver and Vehicle Licensing Authority	98.8	219,714.23	217,077.66	2,636.57	246,079.94	243,126.98	2,952.96	275,609.53	272,302.22	3,307.31	308,682.67	304,978.48	3,704.19
National Road Safety Authority	66	43,127.00	28,463.82	14,663.18	47,439.69	31,310.20	16,129.50	52,183.66	34,441.22	17,742.45	57,402.03	37,885.34	19,516.69
Government Technical Training Centre	100												
Ghana Maritime Authority		8,719.52	8,719.52	-	8,806.72	8,806.72	-	8,982.85	8,982.85	-	9,162.51	9,162.51	-
Ghana Maritime Authority	100	8,719.52	8,719.52		8,806.72	8,806.72		8,982.85	8,982.85		9,162.51	9,162.51	

SOCIAL SECTOR		7,481,738.73	7,347,563.68	134,175.05	8,063,311.69	7,902,172.27	161,139.42	9,434,356.04	9,238,187.26	196,168.79	11,123,952.31	10,868,266.38	255,685.92
Ministry of Education		3,117,647.80	3,109,945.80	7,702.00	2,889,740.46	2,881,193.18	8,547.28	3,181,120.66	3,171,894.79	9,225.87	3,454,948.53	3,444,800.07	10,148.46
GES and Others:	100	163,352.12	155,650.11	7,702.00	167,274.40	158,727.12	8,547.28	199,476.68	190,250.81	9,225.87	186,564.73	176,416.27	10,148.46
Centre for Nat. Dist. Learning and Open Schlg	100	250.00	250.00		254.89	254.89		261.20	261.20		287.32	287.32	
Commission for Technical and Vocational Education and Training	100	22,351.45	22,351.45		25,295.56	25,295.56		29,021.17	29,021.17		33,500.72	33,500.72	
Encyclopedia Africana	100	22.50	22.50		944.03	944.03		1,038.43	1,038.43		1,142.27	1,142.27	
Ghana Academy of Arts and Science	100	550.00	550.00		605.00	605.00		665.50	665.50		732.05	732.05	
Ghana Book Devt. Council	100	887.83	887.83		1,155.53	1,155.53		1,535.53	1,535.53		2,015.83	2,015.83	
Ghana Education Service	100	20,713.97	20,713.97		21,258.21	21,258.21		22,584.47	22,584.47		24,406.02	24,406.02	
Ghana Library Authority	100	475.19	475.19		501.67	501.67		521.05	521.05		538.72	538.72	
Ghana Science Association	100	500.00	500.00		520.00	520.00		580.00	580.00		638.00	638.00	
National Schools Inspectorate Authority	100	19,823.08	19,823.08		22,796.54	22,796.54		27,355.85	27,355.85		30,091.44	30,091.44	
National Service Secretariat	66	22,652.94	14,950.94	7,702.00	25,139.07	16,591.79	8,547.28	27,134.92	17,909.05	9,225.87	29,848.41	19,699.95	10,148.46
West African Examination Council (National)	100	6,404.50	6,404.50		7,250.45	7,250.45		9,175.50	9,175.50		10,093.05	10,093.05	
National Teaching Council	100	68,720.65	68,720.65		61,553.45	61,553.45		79,603.05	79,603.05		53,270.90	53,270.90	
Ghana TVET Service		26,580.91	26,580.91	-	23,633.98	23,633.98	-	23,105.28	23,105.28	-	23,576.39	23,576.39	-
Ghana TVET Service - Headquarters	100	6,578.42	6,578.42		2,631.37	2,631.37		1,052.55	1,052.55	-	421.02	421.02	
Ghana TVET Service -Training Institutes	100	20,002.48	20,002.48		21,002.61	21,002.61		22,052.74	22,052.74		23,155.37	23,155.37	
Universities:	100	2,240,510.28	2,240,510.28	-	1,960,555.92	1,960,555.92	-	2,114,642.31	2,114,642.31	-	2,258,581.00	2,258,581.00	-
Akenten Appiah-Menka University of Skills Training and Entrepreneurial Development	100	89,928.68	89,928.68		99,456.99	99,456.99		114,597.76	114,597.76		129,639.22	129,639.22	
C. K. Tedam University of Tech. and Applied Sciences	100	12,752.96	12,752.96		14,749.70	14,749.70		18,218.31	18,218.31		20,501.63	20,501.63	
Ghana Technology University College	100	40,430.44	40,430.44		44,473.48	44,473.48		48,920.83	48,920.83		53,812.91	53,812.91	
Kwame Nkrumah Univ. of Sci. and Tech.	100	401,724.07	401,724.07		458,498.52	458,498.52		466,651.92	466,651.92		476,245.68	476,245.68	
S. D. Dombo University of Business and Integrated Development Studies	100	20,583.79	20,583.79		25,126.04	25,126.04		32,401.94	32,401.94		48,972.29	48,972.29	
University for Development Studies	100	73,194.67	73,194.67		87,826.25	87,826.25		108,140.89	108,140.89		129,903.50	129,903.50	
University of Cape Coast	100	743,486.45	743,486.45		304,026.46	304,026.46		315,114.82	315,114.82		325,158.84	325,158.84	
University of Education, Winneba	100	234,946.99	234,946.99		255,892.49	255,892.49		283,233.22	283,233.22		297,121.01	297,121.01	
University of Energy and Natural Resources	100	35,516.52	35,516.52		40,634.04	40,634.04		54,379.68	54,379.68		68,085.53	68,085.53	
University of Environment and Sustainable Devt.	100	6,293.64	6,293.64		6,408.32	6,408.32		6,678.74	6,678.74		7,212.27	7,212.27	
University of Ghana	100	392,266.12	392,266.12		423,851.91	423,851.91		454,469.63	454,469.63		477,193.11	477,193.11	
University of Health and Allied Sciences	100	42,091.18	42,091.18		49,724.08	49,724.08		57,987.82	57,987.82		68,543.16	68,543.16	
University of Mines and Technology	100	26,805.27	26,805.27		28,769.14	28,769.14		31,646.05	31,646.05		33,228.36	33,228.36	
University of Professional Studies	100	120,489.52	120,489.52		121,118.50	121,118.50		122,200.71	122,200.71		122,963.49	122,963.49	
Technical Universities	100	324,212.45	324,212.45	-	353,243.16	353,243.16	-	388,445.40	388,445.40	-	424,697.39	424,697.39	-
Accra Technical University	100	63,882.95	63,882.95		65,728.57	65,728.57		68,840.91	68,840.91		73,586.00	73,586.00	
Bolgatanga Technical University	100	9,317.49	9,317.49	-	10,249.24	10,249.24	-	11,274.17	11,274.17		12,965.29	12,965.29	
Cape Coast Technical University	100	15,472.28	15,472.28		17,037.57	17,037.57		19,500.20	19,500.20		22,635.02	22,635.02	
Ho Technical University	100	20,332.98	20,332.98		22,366.28	22,366.28		23,484.59	23,484.59		24,658.82	24,658.82	
Koforidua Technical University	100	39,200.37	39,200.37		39,709.54	39,709.54		40,207.46	40,207.46		40,559.93	40,559.93	
Kumasi Technical University	100	36,311.83	36,311.83		42,797.09	42,797.09		52,001.86	52,001.86		57,295.96	57,295.96	
Sunyani Technical University	100	58,895.87	58,895.87		64,685.46	64,685.46		71,264.10	71,264.10		78,389.41	78,389.41	
Takoradi Technical University	100	60,234.92	60,234.92		66,258.42	66,258.42		72,884.26	72,884.26		80,172.68	80,172.68	
Tamale Technical University	100	15,253.51	15,253.51		18,304.21	18,304.21		21,965.05	21,965.05		26,358.06	26,358.06	
Dr. Hilla Limann Technical University	100	5,310.25	5,310.25		6,106.78	6,106.78		7,022.80	7,022.80		8,076.22	8,076.22	
Colleges of Education	100	312,791.73	312,791.73		329,957.43	329,957.43		392,933.26	392,933.26		489,035.28	489,035.28	
Other Teaching Institutions	100	50,200.32	50,200.32	-	55,075.57	55,075.57	-	62,517.73	62,517.73	-	72,493.74	72,493.74	-
Ghana Institute of Journalism	100	21,702.33	21,702.33		23,332.42	23,332.42		25,493.91	25,493.91		27,765.32	27,765.32	
Ghana Institute of Languages	100	10,049.51	10,049.51	-	11,054.46	11,054.46	-	12,159.90	12,159.90	-	13,619.90	13,619.90	
Ghana Tertiary Education Commission	100	11,864.34	11,864.34		14,041.34	14,041.34		17,380.33	17,380.33		22,722.47	22,722.47	
National Film and Television Institute (NAFTI)	100	6,584.15	6,584.15		6,647.35	6,647.35		7,483.59	7,483.59		8,386.05	8,386.05	

Ministry of Employment and Labour Relations		4,759.86	2,826.22	1,933.64	5,000.95	2,978.74	2,022.22	5,220.14	3,101.00	2,119.14	5,416.16	3,205.93	2,210.23
Department of Co-operatives	33	425.07	140.27	284.80	450.44	148.65	301.79	473.00	156.09	316.91	488.70	161.27	327.43
Department of Factories Inspectorate	33	1,619.31	534.37	1,084.94	1,689.91	557.67	1,132.24	1,735.57	572.74	1,162.83	1,791.69	591.26	1,200.44
Labour Department	33	841.65	277.75	563.91	877.88	289.70	588.18	954.33	314.93	639.40	1,018.46	336.09	682.37
Management Dev. and Prod. Institute (MDPI)	100	1,873.83	1,873.83	-	1,982.72	1,982.72	-	2,057.24	2,057.24	-	2,117.31	2,117.31	-
National Vocational Training Institute (NVTI)	100												
Opportunities Industrialization Centre(OIC)	100												
National Pension Regulatory Authority		143,420.19	98,461.21	44,958.98	187,835.26	128,953.16	58,882.10	243,574.00	167,219.07	76,354.93	317,064.48	217,671.95	99,392.53
National Pension Regulatory Authority	66	143,420.19	98,461.21	44,958.98	187,835.26	128,953.16	58,882.10	243,574.00	167,219.07	76,354.93	317,064.48	217,671.95	99,392.53
Ministry of Youth and Sports		5,506.21	3,634.10	1,872.11	6,057.13	3,997.71	2,059.42	6,662.84	4,397.48	2,265.37	7,329.13	4,837.23	2,491.90
National Sports Authority	66	5,439.21	3,589.88	1,849.33	5,983.13	3,948.87	2,034.26	6,581.44	4,343.75	2,237.69	7,239.59	4,778.13	2,461.46
National Youth Authority	66	67.00	44.22	22.78	74.00	48.84	25.16	81.40	53.72	27.68	89.54	59.10	30.44
Ministry of Health		3,963,760.57	3,886,926.15	76,834.42	4,713,556.16	4,624,861.39	88,694.77	5,722,487.82	5,617,251.06	105,236.75	7,048,906.51	6,908,468.87	140,437.65
Ministry of Health (HQ)	100	22,960.00	22,960.00		24,108.00	24,108.00		25,313.40	25,313.40		27,085.34	27,085.34	
Ghana Health Service(Health Facilities)	100	1,740,928.96	1,740,928.96	-	2,239,772.30	2,239,772.30	-	2,936,389.88	2,936,389.88	-	3,844,573.50	3,844,573.50	-
Teaching Hospitals:	100	546,693.80	546,693.80	-	634,646.55	634,646.55	-	756,622.98	756,622.98	-	901,464.41	901,464.41	-
Cape Coast Teaching Hospital	100	32,400.00	32,400.00		35,196.33	35,196.33	-	40,884.60	40,884.60	-	46,072.79	46,072.79	-
Ho Teaching Hospital	100	36,595.46	36,595.46	-	46,469.08	46,469.08	-	66,641.33	66,641.33	-	110,308.98	110,308.98	-
Komfo Anokye Teaching Hospital	100	114,380.98	114,380.98		133,945.01	133,945.01	-	159,182.39	159,182.39	-	189,720.96	189,720.96	-
Korle-Bu Teaching Hospital	100	234,628.37	234,628.37	-	248,706.07	248,706.07	-	266,115.49	266,115.49	-	274,152.48	274,152.48	-
Ghana Radiotherapy	100												
National Cardiothoracic Centre	100												
Plastic and Burn Units	100												
National Blood Service	100	8,250.32	8,250.32		9,279.69	9,279.69		10,972.91	10,972.91		12,158.77	12,158.77	
Tamale Teaching Hospital	100	39,521.40	39,521.40		49,401.75	49,401.75	-	61,752.19	61,752.19	-	77,190.24	77,190.24	-
University of Ghana Medical Centre	100	80,917.27	80,917.27		111,648.61	111,648.61	-	151,074.07	151,074.07		191,860.19	191,860.19	
Regulatory Agencies:	100	282,594.30	207,750.79	74,843.51	324,772.93	238,064.89	86,708.05	382,366.54	279,157.20	103,209.33	502,389.95	364,116.44	138,273.51
Food and Drugs Authority	70	153,654.11	107,557.88	46,096.23	184,089.06	128,862.34	55,226.72	223,518.46	156,462.92	67,055.54	335,689.24	234,982.47	100,706.77
Ghana College of Pharmacists	100	1,871.09	1,871.09	-	2,483.57	2,483.57	-	2,926.99	2,926.99	-	3,378.44	3,378.44	-
Ghana Psychology Council	100	1,109.01	1,109.01	-	1,532.15	1,532.15	-	2,070.58	2,070.58	-	2,276.05	2,276.05	-
Health Facilities Regulatory Agency	80	9,900.07	7,920.06	1,980.01	12,100.03	9,680.02	2,420.01	13,600.01	10,880.00	2,720.00	15,099.99	12,079.99	3,020.00
Medical and Dental Council	80	25,136.56	20,109.25	5,027.31	27,831.72	22,265.38	5,566.34	30,063.38	24,050.70	6,012.68	31,611.83	25,289.46	6,322.37
Nursing and Midwifery Council for Ghana (NMwCG)	80	63,678.24	50,942.59	12,735.65	65,018.94	52,015.15	13,003.79	69,292.77	55,434.22	13,858.55	73,082.46	58,465.96	14,616.49
Pharmacy Council	66	25,394.70	16,760.50	8,634.20	29,626.43	19,553.44	10,072.98	38,454.94	25,380.26	13,074.68	38,267.82	25,256.76	13,011.06
Traditional Medicine Practice Council	80	1,850.53	1,480.42	370.11	2,091.04	1,672.83	418.21	2,439.41	1,951.52	487.88	2,984.14	2,387.31	596.83
Subvented Agencies:		79,768.13	77,777.23	1,990.91	88,192.95	86,206.23	1,986.72	94,719.88	92,692.45	2,027.42	101,856.98	99,692.84	2,164.14
Allied Health Professional Council	80	9,954.54	7,963.63	1,990.91	9,933.60	7,946.88	1,986.72	10,137.11	8,109.69	2,027.42	10,820.69	8,656.55	2,164.14
Centre for Scientific Res. into Plant Medicine	100	39,064.99	39,064.99	-	41,365.90	41,365.90	-	44,261.12	44,261.12	-	47,286.16	47,286.16	-
College of Nurses and Midwives	100	9,626.55	9,626.55	-	10,148.46	10,148.46	-	10,648.63	10,648.63	-	11,395.78	11,395.78	-
Ghana College of Physicians and Surgeons	100	18,950.23	18,950.23	-	24,011.71	24,011.71	-	26,445.57	26,445.57	-	28,627.51	28,627.51	-
Ghana Institute of Clinical Genetics	100	460.01	460.01	-	529.19	529.19	-	607.97	607.97	-	699.43	699.43	-
Ghana Red Cross Society	100	227.01	227.01	-	265.60	265.60	-	292.16	292.16	-	333.06	333.06	-
Mortuaries And Funeral Facilities Agency	100	1,121.65	1,121.65	-	1,554.75	1,554.75	-	1,935.90	1,935.90	-	2,293.50	2,293.50	-
St John Ambulance	100	363.15	363.15	-	383.73	383.73	-	391.41	391.41	-	400.85	400.85	-
Psychiatric Hospitals:		16,983.16	16,983.16	-	19,857.25	19,857.25	-	23,598.48	23,598.48	-	26,730.24	26,730.24	-
Accra Psychiatric Hospital	100	4,002.37	4,002.37	-	5,277.62	5,277.62	-	6,192.56	6,192.56	-	7,021.29	7,021.29	-
Ankaful Hospital	100	3,330.78	3,330.78		3,626.35	3,626.35		4,928.61	4,928.61		5,591.87	5,591.87	
Pantang Hospital	100	9,650.02	9,650.02		10,953.28	10,953.28		12,477.32	12,477.32		14,117.08	14,117.08	
Other Health Institutions:		1,273,832.20	1,273,832.20	-	1,382,206.18	1,382,206.18	-	1,503,476.66	1,503,476.66	-	1,644,806.10	1,644,806.10	-
Ahmadiyya Muslim Health Service Ghana	100	25,708.48	25,708.48	-	31,837.34	31,837.34	-	41,766.56	41,766.56	-	61,805.38	61,805.38	-
Christian Health Assoc. of Ghana (CHAG)	100	796,778.63	796,778.63	-	876,456.49	876,456.49	-	964,102.14	964,102.14	-	1,060,512.35	1,060,512.35	-
Health Training Institutions	100	451,345.10	451,345.10	-	473,912.35	473,912.35	-	497,607.97	497,607.97	-	522,488.37	522,488.37	-

Sector/Ministry/Department/Agency	Capped Retention (%)	2023 Projections			2024 Projections			2025 Projections			2026 Projections		
		Collection	Retention	Lodgement	Collection	Retention	Lodgement	Collection	Retention	Lodgement	Collection	Retention	Lodgement
National Health Insurance Authority		245,273.50	245,273.50	-	259,657.35	259,657.35	-	273,775.48	273,775.48	-	288,713.05	288,713.05	-
National Health Insurance Authority	100	245,273.50	245,273.50		259,657.35	259,657.35		273,775.48	273,775.48		288,713.05	288,713.05	
Min. of Gender, Children & Social Protection		1,370.60	496.69	873.90	1,464.37	530.75	933.63	1,515.09	548.37	966.72	1,574.44	569.29	1,005.15
Central Adoption Authority	46	341.52	157.10	184.42	365.43	168.10	197.33	372.26	171.24	201.02	382.50	175.95	206.55
Department of Social Welfare	33	939.08	309.90	629.18	1,006.95	332.29	674.65	1,047.38	345.64	701.74	1,092.89	360.65	732.24
Efua Sutherland Children's Park	33	90.00	29.70	60.30	92.00	30.36	61.64	95.45	31.50	63.95	99.04	32.68	66.36
PUBLIC SAFETY SECTOR		757,709.02	363,286.21	394,422.81	848,898.76	400,446.64	448,452.11	936,881.08	439,749.65	497,131.43	1,036,471.43	483,176.64	553,294.79
Min. of Justice and Attorney General's Dept.		238,153.06	192,672.80	45,480.26	264,720.27	211,110.08	53,610.19	289,054.23	231,054.31	57,999.93	316,379.97	252,721.74	63,658.23
Council for Law Reporting	66	650.01	429.01	221.00	675.63	445.92	229.72	760.16	501.71	258.45	886.31	584.97	301.35
General Legal Council (Main)	100				-			-			-		
General Legal Council (Ghana School of Law)	75	46,154.70	34,779.93	11,374.77	63,995.74	47,996.81	15,998.94	65,695.10	49,271.32	16,423.77	70,340.61	52,755.46	17,585.15
Office of the Copyright Administrator	66	832.87	549.70	283.18	1,235.59	815.49	420.10	1,941.51	1,281.39	660.11	3,083.51	2,035.12	1,048.39
Registrar General's Department	16	40,001.56	6,400.25	33,601.31	44,001.72	7,040.27	36,961.44	48,401.89	7,744.30	40,657.58	53,242.08	8,518.73	44,723.34
Office of the Registrar of Companies	100	150,513.92	150,513.92	-	154,811.59	154,811.59	-	172,255.58	172,255.58	-	188,827.47	188,827.47	-
Legal Aid Commission		63.13	63.13	-	66.93	66.93	-	71.02	71.02	-	78.35	78.35	-
Legal Aid Commission	100	63.13	63.13	-	66.93	66.93	-	71.02	71.02	-	78.35	78.35	-
Ministry of Defence		28,841.50	28,841.50	-	29,944.04	29,944.04	-	31,390.73	31,390.73	-	32,836.09	32,836.09	-
37 Military Hospital	100	24,397.21	24,397.21	-	25,055.32	25,055.32		26,013.14	26,013.14		26,920.74	26,920.74	
Army	100	550.00	550.00		605.00	605.00		665.50	665.50		732.05	732.05	
Air Force	100	1,800.00	1,800.00		1,980.00	1,980.00		2,178.00	2,178.00		2,395.80	2,395.80	
Navy	100	2,094.29	2,094.29		2,303.72	2,303.72		2,534.09	2,534.09		2,787.50	2,787.50	
Judicial Service		150,584.90	45,175.47	105,409.43	165,643.40	49,693.02	115,950.38	182,207.73	54,662.32	127,545.41	200,428.51	60,128.55	140,299.96
Judicial Service	30	150,584.90	45,175.47	105,409.43	165,643.40	49,693.02	115,950.38	182,207.73	54,662.32	127,545.41	200,428.51	60,128.55	140,299.96
Ministry of Interior		340,066.43	96,533.31	243,533.12	388,524.12	109,632.58	278,891.54	434,157.37	122,571.27	311,586.09	486,748.51	137,411.91	349,336.60
Criminal Investigations Department	33	9,990.70	3,296.93	6,693.77	14,147.68	4,668.73	9,478.94	18,466.91	6,094.08	12,372.83	25,673.01	8,472.09	17,200.91
Gaming Commission	40	88,160.24	35,264.10	52,896.15	92,568.25	37,027.30	55,540.95	97,196.67	38,878.67	58,318.00	102,056.50	40,822.60	61,233.90
Ghana Immigration Service	20	203,538.76	40,707.75	162,831.01	235,005.40	47,001.08	188,004.32	261,369.58	52,273.92	209,095.67	289,588.48	57,917.70	231,670.79
Ghana National Fire Service	33	2,816.20	929.35	1,886.85	3,034.23	1,001.30	2,032.94	3,236.56	1,068.06	2,168.50	3,445.48	1,137.01	2,308.47
Ghana Prisons Service	60	580.59	348.35	232.24	862.79	517.67	345.12	1,088.26	652.96	435.30	1,370.89	822.54	548.36
Interior Headquarters	33	27,451.77	9,059.08	18,392.69	34,098.69	11,252.57	22,846.12	42,539.03	14,037.88	28,501.15	53,177.15	17,548.46	35,628.69
Narcotics Control Board	33	896.14	295.73	600.41	959.93	316.78	643.15	1,036.79	342.14	694.65	1,112.65	367.17	745.47
Police Hospital	100	6,632.02	6,632.02	-	7,847.15	7,847.15	-	9,223.57	9,223.57	-	10,324.34	10,324.34	-
MULTISECTORIAL		500,968.04	-	500,968.04	538,766.57	-	538,766.57	581,574.79	-	581,574.79	629,770.67	-	629,770.67
Accra City Revenue/Refund etc	0	13.90		13.90	15.29		15.29	16.81		16.81	18.50		18.50
Auction Sales	0	10,331.51		10,331.51	11,364.66		11,364.66	12,501.12		12,501.12	13,751.24		13,751.24
Dividend Payment	0	403,690.46		403,690.46	444,059.51		444,059.51	488,465.46		488,465.46	537,312.00		537,312.00
Interest on Loans/CAGD Loans Repayment	0	7,036.27		7,036.27	7,739.89		7,739.89	8,513.88		8,513.88	9,365.27		9,365.27
Proceeds from International Incoming Telephone Traffic (IITT) - CF's Share	0	61,491.35		61,491.35	55,342.21		55,342.21	49,807.99		49,807.99	44,827.19		44,827.19
NLA net income	0	18,400.00		18,400.00	20,240.00		20,240.00	22,264.00		22,264.00	24,490.40		24,490.40
Value Books Sales	0	4.56		4.56	5.02		5.02	5.52		5.52	6.07		6.07
Yield from capping policy	0	-		-	-		-	-		-	-		-
Revised 2021 Retention	0	-		-	-		-	-		-	-		-
GRAND TOTAL		12,142,745.07	10,627,615.27	1,515,129.80	13,215,046.82	11,514,046.23	1,701,000.59	15,270,524.18	13,321,374.42	1,949,149.76	17,904,962.46	15,586,585.15	2,318,377.31

2023 INTERNALLY GENERATED FUNDS RETENTION (EXPENDITURE) BREAKDOWN BY MDAS

Sector/Ministry/Department/Agency	EMPLOYEE COMPENSATION	GOODS AND SERVICE	CAPEX	TOTAL
ADMINISTRATION SECTOR	53,114,595.51	308,677,601.08	93,151,017.95	454,943,214.53
Office of Government Machinery	-	69,447,304.10	18,132,751.18	87,580,055.28
Ghana Investment Promotion Centre	-	35,762,668.13	3,973,629.79	39,736,297.92
National Identification Authority	-	16,809,492.59	2,966,381.05	19,775,873.64
Office of the Chief of Staff	-	86,032.86	-	86,032.86
State Interest and Governance Authority	-	16,789,110.52	11,192,740.34	27,981,850.86
Office of the Head of Civil Service	-	3,624,013.80	1,627,225.54	5,251,239.34
Civil Service Training Centre	-	2,122,109.60	909,475.54	3,031,585.14
Government Secretarial School	-	1,000,000.00	700,000.00	1,700,000.00
Institute of Technical Supervision	-	337,250.00	17,750.00	355,000.00
Public Records & Archives Admin. Dept.	-	80,304.20	-	80,304.20
Management Services Department	-	84,350.00	-	84,350.00
Public Services Commission	-	27,490.12	-	27,490.12
Public Services Commission		27,490.12		27,490.12
Ministry of Foreign Affairs & Regional Integration	-	109,143,127.76	39,641,626.83	148,784,754.59
Foreign Affairs and Regional Integration (Finance Bureau)	-	1,042,746.64	695,164.43	1,737,911.07
Missions	-	28,611,281.10	19,074,187.40	47,685,468.49
Passport Office	-	79,489,100.02	19,872,275.01	99,361,375.03
Ministry of Finance	-	96,890,209.32	27,210,596.65	124,100,805.97
Controller and Accountant General's Department (CAGD)	-	18,773,304.60	6,257,768.20	25,031,072.80
General Administration and Finance	-	74,969,460.58	19,699,184.70	94,668,645.28
Ghana Statistical Service	-	25,632.21	-	25,632.21
Institute of Accountancy Training	-	196,643.18	-	196,643.18
Public Procurement Authority	-	2,925,168.75	1,253,643.75	4,178,812.50
Securities and Exchange Commission	29,385,081.48	19,440,785.70	4,204,843.24	53,030,710.42
Securities and Exchange Commission	29,385,081.48	19,440,785.70	4,204,843.24	53,030,710.42
Electoral Commission	-	305,910.00	-	305,910.00
Electoral Commission		305,910.00		305,910.00
Ministry of Local Government and Rural Development	2,000,000.00	4,844,277.16	2,333,974.50	9,178,251.66
Births and Deaths Registry		2,477,381.22	1,333,974.50	3,811,355.72
Dept. of Parks and Gardens	-	366,895.94	-	366,895.94
Institute of Local Government Studies	2,000,000.00	2,000,000.00	1,000,000.00	5,000,000.00
Ministry of Information	21,729,514.03	4,954,483.13	-	26,683,997.16
Ghana Broadcasting Corporation	21,729,514.03	4,769,893.32		26,499,407.35
Ghana News Agency		123,391.57		123,391.57
Information Service Department		61,198.24		61,198.24

ECONOMIC SECTOR	378,558,321.33	747,575,453.17	470,746,642.99	1,596,880,417.48
Ministry of Food and Agriculture	-	16,298,240.45	1,667,519.89	17,965,760.34
Animal Production Department	-	688,743.00	-	688,743.00
Grains and Legumes Development Board	-	213,840.00	53,460.00	267,300.00
Human Resource Dev. & Management Directorate:	-	8,160,117.62	-	8,160,117.62
HRDMD (HQ)	-	352,217.62	-	352,217.62
Adidome Farm Institute	-	232,700.00	-	232,700.00
Animal Health and Production	-	2,684,800.00	-	2,684,800.00
Asuansi Farm Institute	-	266,000.00	-	266,000.00
Damongo Agric College	-	98,600.00	-	98,600.00
Ejura Agric College	-	1,001,400.00	-	1,001,400.00
Kwadaso Agric College	-	2,109,800.00	-	2,109,800.00
Ohawu Agric College	-	600,600.00	-	600,600.00
Wenchi Farm Institute	-	814,000.00	-	814,000.00
Plant Protection and Regulatory Service Directorate	-	1,556,879.83	1,037,919.89	2,594,799.72
Veterinary Services Department	-	2,304,560.00	576,140.00	2,880,700.00
Tree Crops Development Authority	-	3,374,100.00	-	3,374,100.00
	#REF!			
Min. of Fisheries & Aquaculture Devevelopment	-	60,586,656.21	69,752,284.19	130,338,940.40
Fisheries Commission	-	58,608,641.00	5,796,459.00	64,405,100.00
National Premix Fuel Secretariat	-	1,978,015.21	63,955,825.19	65,933,840.40
Ministry of Lands and Natural Resources	138,915,173.28	324,043,331.19	232,348,863.03	695,307,367.49
Forestry Commission:				-
Corporate Head Office	-	23,142,365.68	5,785,591.42	28,927,957.10
Forestry Services Division	-	43,836,894.49	18,787,240.49	62,624,134.98
Timber Industry Development Division	-	31,490,196.50	13,495,798.50	44,985,995.00
Forestry Plantation Development Board	-			
Wild Life Division	-	5,517,563.41	2,364,670.03	7,882,233.44
Ghana Geological Survey Authority	-	472,187.07	314,791.38	786,978.45
Ghana Integrated Alliumium Dev. Cooperation	-	4,454,997.00	-	4,454,997.00
Ghana School of Survey and Mapping	-	1,093,094.24	728,729.49	1,821,823.73
Lands Commission	-	85,921,807.09	46,265,588.43	132,187,395.52
Minerals Commission	138,915,173.28	119,070,148.52	138,915,173.28	396,900,495.08
Office of the Administrator of Stool Lands	-	8,536,920.00	5,691,280.00	14,228,200.00
Ghana Integrated Iron and Steel Development Corporation	-	507,157.20	-	507,157.20
Ministry of Trade and Industry	33,090,516.77	102,532,131.83	55,302,944.13	190,925,592.74
Ghana Export Promotion Authority	-	100,792.69	-	100,792.69
Ghana Enterprises Agency	-	847,463.63	564,975.76	1,412,439.39
Ghana Free Zones Authority	32,631,375.23	48,947,062.85	20,394,609.52	101,973,047.61
Ghana Standards Authority	459,141.54	45,455,012.02	30,609,435.71	76,523,589.27
GRATIS Foundation	-	75,845.73	18,961.43	94,807.16
Ministry of Trade and Industry(HQ)	-	6,092,927.50	3,280,807.12	9,373,734.62
Ghana International Trade Commission	-	1,013,027.40	434,154.60	1,447,182.00
Min. of Tourism, Culture and Creative Arts	-	16,619,238.86	4,862,031.83	21,481,270.69
Abibigroma Theatre Company	-	62,631.97	15,657.99	78,289.97
Bureau of Ghana Languages	-	52,478.91	-	52,478.91
Folklore Board	-	66,000.00	16,500.00	82,500.00
Ghana Dance Ensemble	-	166,158.26	41,539.56	207,697.82
Ghana Museums & Monuments Board	-	1,003,933.37	472,439.23	1,476,372.60
Ghana Tourism Authority	-	10,636,129.18	2,659,032.29	13,295,161.47
Hotel, Catering & Tourism Training Institute(HOTCATT)	-	213,588.74	498,373.73	711,962.47
Kwame Nkrumah Memorial Park	-	533,067.64	94,070.76	627,138.40
National Commission on Culture	-	261,104.28	46,077.23	307,181.50
National Film Authority	-	777,302.06	333,129.46	1,110,431.52
National Symphony Orchestra	-	151,144.28	37,786.07	188,930.35
National Theatre	-	2,335,306.48	583,826.62	2,919,133.10
W.E.B. Du Bois Memorial Centre	-	360,393.69	63,598.89	423,992.58
				-
Min. of Env., Science, Tech.& Innovation	97,740,330.56	152,331,428.39	52,023,705.34	302,095,464.30
Biotech. and Nuclear Agric. Res. Institute	-	215,052.89	92,165.52	307,218.41
Council for Scientific and Industrial Research	-	23,794,268.13	5,948,567.03	29,742,835.16
Environmental Protection Agency	97,740,330.56	109,957,871.88	36,652,623.96	244,350,826.41
Ghana Atomic Energy Commission	-	10,430,069.85	4,470,029.93	14,900,099.78
Ghana Space Science and Technology Institute (GSSTI)	-	419,932.07	179,970.89	599,902.95
National Biosafety Authority	-	160,791.66	40,197.92	200,989.58
Nuclear Regulatory Authority	-	2,834,891.62	2,616,823.03	5,451,714.65
Nuclear Research Institute	-	356,276.26	152,689.83	508,966.09
Radiation Protection Institute	-	2,987,962.87	1,280,555.52	4,268,518.39
Radiological and Medical Sciences Research Institute (RAMSRI)	-	384,381.09	164,734.75	549,115.84
School of Nuclear and Allied Sciences (SNAS)	-	789,930.08	425,346.96	1,215,277.04
				-

Ministry of Energy	108,812,300.71	75,164,426.23	54,789,294.58	238,766,021.52
Energy Commission	22,194,568.96	28,792,954.33	8,997,798.23	59,985,321.52
National Petroleum Authority	86,617,731.75	46,371,471.90	45,791,496.35	178,780,700.00
INFRASTRUCTURE	184,225,100.41	410,176,815.91	270,539,836.92	864,941,753.25
Ministry of Water Resources and Sanitation	-	26,695,513.52	17,296,727.14	43,992,240.66
Community Water and Sanitation Agency	-	24,594,329.67	16,396,219.78	40,990,549.46
Water Resources Commission	-	2,101,183.84	900,507.36	3,001,691.21
Ministry of Works and Housing	-	6,928,260.28	2,054,070.48	8,982,330.76
Architect Registration Council	-	476,931.73	-	476,931.73
Department of Rural Housing	-	146,175.74	-	146,175.74
Engineering Council	-	382,239.00	660,000.00	1,042,239.00
Ministry of Works & Housing (Hq'ters)**	-	1,087,393.40	-	1,087,393.40
Public Servants Housing Loans Scheme Board	-	1,360,000.00	-	1,360,000.00
Public Works Department	-	588,978.70	-	588,978.70
Rent Control Department	-	71,462.18	-	71,462.18
Real Estate Agency Council	-	2,815,079.52	1,394,070.48	4,209,150.00
Ministry of Railway Development	-	4,120,302.91	1,030,075.73	5,150,378.64
Ghana Railway Development Authority	-	4,120,302.91	1,030,075.73	5,150,378.64
Ministry of Roads and Highways	-	17,210,398.62	11,046,775.06	28,257,173.68
Department of Feeder Roads	-	396,118.20	-	396,118.20
Department of Urban Roads	-	49,996.25	-	49,996.25
Ghana Highway Authority	-	7,272,229.94	4,848,153.30	12,120,383.24
Axle Load	-	9,297,932.65	6,198,621.76	15,496,554.41
Ministry of Roads and Highways(HQ)	-	194,121.58	-	194,121.58
Ministry of Communications and Digitalisation	1,538,210.20	26,339,894.68	4,576,591.36	32,454,696.25
Cyber Security Authority	-	7,058,040.00	-	7,058,040.00
Data Protection Commission	1,538,210.20	1,345,933.93	961,381.38	3,845,525.51
Ghana Meteorological Agency	-	8,381,236.99	-	8,381,236.99
Ghana-India Kofi Annan Centre of Excellence	-	541,859.48	232,225.49	774,084.97
National Information Technology Agency (NITA)	-	7,893,630.48	3,382,984.49	11,276,614.98
Postal and Courier Services Regulatory Commission	-	1,119,193.80	-	1,119,193.80
National Communications Authority	114,976,555.94	110,488,751.34	175,425,000.00	400,890,307.28
National Communications Authority	114,976,555.94	110,488,751.34	175,425,000.00	400,890,307.28
Ministry of Transport	67,710,334.27	218,393,694.56	59,110,597.15	345,214,625.98
Ministry of Transport (HQ)	-	74,763,882.61	16,189,745.87	90,953,628.48
Driver and Vehicle Licensing Authority	67,710,334.27	120,217,331.59	29,149,993.38	217,077,659.24
National Road Safety Authority	-	19,924,671.80	8,539,145.06	28,463,816.85
Ghana Maritime Authority	-	3,487,808.56	5,231,712.84	8,719,521.41
SOCIAL SECTOR	881,727,790.94	4,717,752,101.05	1,748,083,782.96	7,347,563,674.96
Ministry of Education	243,910,078.00	1,700,386,726.07	1,165,648,995.89	3,109,945,799.96
GES and Others:	-	131,482,409.07	24,167,705.89	155,650,114.96
Centre for National Distance Learning and Open Schooling	-	250,000.00	-	250,000.00
Commission for Technical and Vocational Education and Training	-	17,881,159.66	4,470,289.91	22,351,449.57
Encyclopedia Africana	-	6,979.84	15,520.16	22,500.00
Ghana Academy of Arts and Science	-	550,000.00	-	550,000.00
Ghana Book Devt. Council	-	532,698.00	355,132.00	887,830.00
Ghana Education Service	-	20,713,970.00	-	20,713,970.00
Ghana Library Authority	-	380,152.00	95,038.00	475,190.00
Ghana Science Association	-	500,000.00	-	500,000.00
National Schools Inspectorate Authority	-	10,194,733.57	9,628,348.47	19,823,082.05
National Service Secretariat	-	8,970,566.01	5,980,377.34	14,950,943.34
West African Examination Council (National)	-	6,404,500.00	-	6,404,500.00
National Teaching Council	-	65,097,650.00	3,623,000.00	68,720,650.00
Ghana TVET Service	-	24,219,801.00	2,361,105.00	26,580,906.00
Ghana TVET Service - Headquarters	-	6,528,624.00	49,800.00	6,578,424.00
Ghana TVET Service -Training Institutes	-	17,691,177.00	2,311,305.00	20,002,482.00
Universities:	191,870,487.00	1,089,784,775.00	958,855,018.00	2,240,510,280.00
Akenten Appiah-Menka University of Skills Training and Entrepreneurial Development(AMMUSTED)	7,194,294.00	38,669,332.00	44,065,053.00	89,928,679.00
C. K. Tedam University of Tech. and Applied Sciences	1,147,766.00	4,846,124.00	6,759,068.00	12,752,958.00
Ghana CommunicationTechnology University	1,464,000.00	30,880,350.00	8,086,087.00	40,430,437.00
Kwame Nkrumah University of Science and Technology	31,409,639.00	174,549,595.00	195,764,840.00	401,724,074.00
S. D. Dornbo University of Bus. and Int. Devt. Studies	3,087,568.00	13,379,461.00	4,116,757.00	20,583,786.00
University for Development Studies	10,979,200.00	29,277,867.00	32,937,600.00	73,194,667.00
University of Cape Coast	22,066,715.00	327,992,631.00	393,427,107.00	743,486,453.00
University of Education, Winneba	14,096,819.00	138,618,722.00	82,231,445.00	234,946,986.00
University of Energy and Natural Resources	1,420,661.00	16,692,762.00	17,403,092.00	35,516,515.00
University of Environment and Sustainable Devt.	-	6,293,640.00	-	6,293,640.00
University of Ghana	94,143,869.00	251,050,317.00	47,071,935.00	392,266,121.00
University of Health and Allied Sciences	3,118,956.00	18,823,175.00	20,149,047.00	42,091,178.00
University of Mines and Technology	536,105.00	18,227,581.00	8,041,580.00	26,805,266.00
University of Professional Studies	1,204,895.00	20,483,218.00	98,801,407.00	120,489,520.00
Technical Universities	42,598,657.00	174,857,499.00	106,756,290.00	324,212,446.00
Accra Technical University	2,251,690.00	41,073,646.00	20,557,617.00	63,882,953.00
Bolgatanga Technical University	1,973,248.00	6,993,345.00	350,900.00	9,317,493.00
Cape Coast Technical University	1,752,276.00	10,120,000.00	3,600,000.00	15,472,276.00
Ho Technical University	2,602,621.00	13,655,629.00	4,074,729.00	20,332,979.00
Koforidua Technical University	9,408,088.00	17,640,164.00	12,152,113.00	39,200,365.00
Kumasi Technical University	1,439,103.00	25,794,772.00	9,077,958.00	36,311,833.00
Sunyani Technical University	5,630,381.00	12,553,354.00	40,712,139.00	58,895,874.00
Takoradi Technical University	15,233,410.00	33,081,020.00	11,920,491.00	60,234,921.00
Tamale Technical University	2,288,026.00	9,152,103.00	3,813,377.00	15,253,506.00
Dr. Hilla Limann Technical University	19,814.00	4,793,466.00	496,966.00	5,310,246.00
Colleges of Education	8,673,838.00	241,532,677.00	62,585,218.00	312,791,733.00
Other Teaching Institutions	767,096.00	38,509,565.00	10,923,659.00	50,200,320.00
Ghana Institute of Journalism	-	13,021,396.00	8,680,930.00	21,702,326.00
Ghana Institute of Languages	767,096.00	8,093,144.00	1,189,265.00	10,049,505.00
Ghana Tertiary Education Commission	-	11,864,340.00	-	11,864,340.00
National Film and Television Institute (NAFTI)	-	5,530,685.00	1,053,464.00	6,584,149.00

Ministry of Employment and Labour Relations	-	2,451,454.86	374,766.00	2,826,220.86
Department of Co-operatives	-	140,273.10	-	140,273.10
Department of Factories Inspectorate	-	534,371.69	-	534,371.69
Labour Department	-	277,746.07	-	277,746.07
Management Dev.& Productivity Institute (MDPI)	-	1,499,064.00	374,766.00	1,873,830.00
National Pension Regulatory Authority	40,139,152.48	48,321,038.73	10,001,018.79	98,461,210.00
National Pension Regulatory Authority	40,139,152.48	48,321,038.73	10,001,018.79	98,461,210.00
Ministry of Youth and Sports	-	3,634,099.08	-	3,634,099.08
National Sports Authority	-	3,589,879.08	-	3,589,879.08
National Youth Authority	-	44,220.00	-	44,220.00
Ministry of Health	524,096,511.53	2,790,770,640.28	572,059,002.29	3,886,926,154.09
Ministry of Health (HQ)	-	22,960,000.00	-	22,960,000.00
Ghana Health Service (Health Facilities)	261,139,344.35	1,305,696,721.75	174,092,896.23	1,740,928,962.33
Teaching Hospitals:	61,312,839.81	437,772,430.45	47,608,533.66	546,693,803.93
Cape Coast Teaching Hospital	3,078,000.00	25,920,000.00	3,402,000.00	32,400,000.00
Ho Teaching Hospital	5,489,319.03	27,446,595.15	3,659,546.02	36,595,460.20
Komfo Anokye Teaching Hospital	17,157,146.91	80,414,389.73	16,809,442.77	114,380,979.41
Korlebu Teaching Hospital	17,075,452.31	202,399,775.98	15,153,138.53	234,628,366.82
National Blood Bank	1,237,548.19	6,315,740.95	697,032.13	8,250,321.27
Tamale Teaching Hospital	5,137,782.42	31,617,122.58	2,766,498.23	39,521,403.23
University of Ghana Medical Centre	12,137,590.95	63,658,806.07	5,120,875.98	80,917,273.00
Regulatory Agencies:	32,582,620.78	132,840,739.85	42,327,434.21	207,750,794.84
Food and Drugs Authority	21,511,575.21	64,534,725.62	21,511,575.21	107,557,876.04
Ghana College of Pharmacists	112,265.59	1,384,608.99	374,218.64	1,871,093.22
Ghana Psychology Council	166,350.98	720,854.26	221,801.31	1,109,006.55
Health Facilities Regulatory Agency	1,485,010.45	4,455,031.35	1,980,013.93	7,920,055.73
Medical and Dental Council	2,010,924.98	14,076,474.84	4,021,849.95	20,109,249.78
Nursing and Midwifery Council of Ghana(NMwCG)	5,094,259.19	35,659,814.31	10,188,518.37	50,942,591.87
Pharmacy Council	2,011,260.08	10,894,325.46	3,854,915.16	16,760,500.70
Traditional Medicine Practice Council	190,974.30	1,114,905.02	174,541.63	1,480,420.95
Subvented Agencies:	9,339,550.95	54,972,884.11	13,464,791.11	77,777,226.16
Allied Health Professional Council	557,454.22	5,813,451.15	1,592,726.34	7,963,631.71
Centre for Scientific Research into Plant Medicine	4,899,836.59	28,305,404.26	5,859,748.39	39,064,989.24
College of Nurses and Midwives	962,654.97	6,738,584.77	1,925,309.94	9,626,549.68
Ghana College of Physicians and Surgeons	2,842,534.53	12,317,649.62	3,790,046.04	18,950,230.19
Ghana Institute of Clinical Genetics	-	460,013.36	-	460,013.36
Ghana Red Cross Society	-	227,010.00	-	227,010.00
Mortuaries And Funeral Facilities Agency	51,650.00	845,670.00	224,330.00	1,121,650.00
St John Ambulance	25,420.64	265,100.95	72,630.40	363,151.99
Psychiatric Hospitals:	2,064,973.58	12,573,960.02	2,344,229.89	16,983,163.49
Accra Psychiatric Hospital	600,355.26	3,001,776.29	400,236.85	4,002,368.40
Ankaful Hospital	499,616.43	2,817,170.51	13,989.26	3,330,776.20
Pantang Hospital	965,001.89	6,755,013.22	1,930,003.78	9,650,018.89
Others	157,657,182.06	823,953,904.09	292,221,117.19	1,273,832,203.34
Ahmadiyya Muslim Health Service Ghana	3,856,271.82	16,710,511.23	5,141,695.76	25,708,478.81
Christian Health Associations of Ghana (CHAG)	119,719,941.32	517,190,880.18	159,867,805.00	796,778,626.50
Health Training Institutions	34,080,968.92	290,052,512.68	127,211,616.43	451,345,098.03
National Health Insurance Authority	73,582,048.93	171,691,447.50	-	245,273,496.43
National Health Insurance Authority (NHIA)	73,582,048.93	171,691,447.50	-	245,273,496.43
Min. of Gender, Children and Social Protection	-	496,694.53	-	496,694.53
Central Adoption Authority	-	157,099.35	-	157,099.35
Department of Social Welfare	-	309,895.19	-	309,895.19
Efua Sutherland Children's Park	-	29,700.00	-	29,700.00
PUBLIC SAFETY SECTOR	44,883,245.99	212,151,385.96	106,251,575.42	363,286,207.37
Min. of Justice and Attorney General's Dept.	9,738,380.96	112,918,553.64	70,015,868.45	192,672,803.05
Council for Law Reporting	-	300,305.84	128,702.50	429,008.35
General Legal Council (Ghana School of Law)	9,738,380.96	17,389,966.00	7,651,585.00	34,779,931.96
Office of the Copyright Administrator	-	439,756.81	109,939.20	549,696.01
Registrar General's Department	-	4,480,174.63	1,920,074.84	6,400,249.47
Office of the Registrar of Companies	-	90,308,350.36	60,205,566.91	150,513,917.27
Legal Aid Commission	-	63,125.57	-	63,125.57
Legal Aid Commission	-	63,125.57	-	63,125.57
Ministry of Defence	-	28,841,498.34	-	28,841,498.34
37 Military Hospital	-	24,397,208.34	-	24,397,208.34
Army	-	550,000.00	-	550,000.00
Air Force	-	1,800,000.00	-	1,800,000.00
Navy	-	2,094,290.00	-	2,094,290.00
Judicial Service	27,105,282.82	15,811,414.98	2,258,773.57	45,175,471.37
Judicial Service	27,105,282.82	15,811,414.98	2,258,773.57	45,175,471.37
Ministry of Interior	8,039,582.21	54,516,793.43	33,976,933.40	96,533,309.03
Criminal Investigations Department	-	3,296,932.21	-	3,296,932.21
Gaming Commission	8,039,582.21	13,601,457.73	13,623,056.93	35,264,096.87
Ghana Immigration Service	-	20,353,876.47	20,353,876.47	40,707,752.94
Ghana National Fire Service	-	929,345.07	-	929,345.07
Ghana Prisons Service	-	348,352.99	-	348,352.99
Interior Headquarters	-	9,059,084.63	-	9,059,084.63
Narcotics Control Board	-	295,726.48	-	295,726.48
Police Hospital	-	6,632,017.84	-	6,632,017.84
GRAND TOTAL	1,542,509,054.18	6,396,333,357.17	2,688,772,856.24	10,627,615,267.59

2024 INTERNALLY GENERATED FUNDS RETENTION (EXPENDITURE) BREAKDOWN BY MDAS

Sector/Ministry/Department/Agency	EMPLOYEE COMPENSATION	GOODS AND SERVICE	CAPEX	TOTAL
ADMINISTRATION SECTOR	34,563,589.63	328,859,051.95	112,179,369.07	475,602,010.65
Office of Government Machinery	-	78,240,981.42	23,274,436.59	101,515,418.01
Ghana Investment Promotion Centre	-	35,909,898.75	3,989,988.75	39,899,887.50
National Identification Authority	-	18,110,800.31	3,196,023.58	21,306,823.89
Office of the Chief of Staff	-	87,645.97	-	87,645.97
State Interest and Governance Authority	-	24,132,636.39	16,088,424.26	40,221,060.65
Office of the Head of Civil Service	-	4,375,643.90	1,794,907.41	6,170,551.30
Civil Service Training Shool	-	2,633,767.28	1,128,757.41	3,762,524.69
Government Secretarial School	-	1,274,350.00	546,150.00	1,820,500.00
Institute of Technical Supervision	-	280,000.00	120,000.00	400,000.00
Public Records & Archives Admin. Dept.	-	92,838.43	-	92,838.43
Management Services Department	-	94,688.18	-	94,688.18
Public Services Commission	-	28,611.61	-	28,611.61
Public Services Commission		28,611.61		28,611.61
Ministry of Foreign Affairs & Regional Integration	-	78,348,234.30	51,900,661.11	130,248,895.41
Foreign Affairs and Regional Integration (Finance Bureau)	-	795,588.20	198,897.05	994,485.25
Missions	-	25,343,962.16	16,895,974.77	42,239,936.93
Passport Office	-	52,208,683.94	34,805,789.29	87,014,473.23
Ministry of Finance	-	104,462,084.15	29,464,036.39	133,926,120.54
Controller and Accountant General's Department (CAGD)	-	22,527,666.00	7,509,222.00	30,036,888.00
General Administration and Finance	-	78,444,310.13	20,575,806.27	99,020,116.40
Ghana Statistical Service	-	32,579.23	-	32,579.23
Institute of Accountancy Training	-	239,843.16	-	239,843.16
Public Procurement Authority	-	3,217,685.63	1,379,008.13	4,596,693.75
Securities and Exchange Commission	32,323,589.63	21,384,864.27	4,625,327.56	58,333,781.46
Securities and Exchange Commission	32,323,589.63	21,384,864.27	4,625,327.56	58,333,781.46
Electoral Commission	-	4,383,720.00	-	4,383,720.00
Electoral Commission		4,383,720.00		4,383,720.00
Ministry of Local Government and Rural Development	2,240,000.00	7,214,394.17	1,120,000.00	10,574,394.17
Births and Deaths Registry		4,553,270.19		4,553,270.19
Dept. of Parks and Gardens	-	421,123.98	-	421,123.98
Institute of Local Government Studies	2,240,000.00	2,240,000.00	1,120,000.00	5,600,000.00
Ministry of Information	-	30,420,518.14	-	30,420,518.14
Ghana Broadcasting Corporation		30,204,017.54		30,204,017.54
Ghana News Agency		144,523.68		144,523.68
Information Service Department		71,976.91		71,976.91

Sector/Ministry/Department/Agency	EMPLOYEE COMPENSATION	GOODS AND SERVICE	CAPEX	TOTAL
ECONOMIC SECTOR	435,630,501.95	848,475,355.41	506,853,019.37	1,790,958,876.74
Ministry of Food and Agriculture	-	21,705,777.94	2,145,029.48	23,850,807.42
Animal Production Department		826,487.00		826,487.00
Grains and Legumes Development Board	-	216,480.00	54,120.00	270,600.00
Human Resource Dev. & Management Directorate	-	11,477,491.37	-	11,477,491.37
HRDMD (HQ)	-	488,641.37	-	488,641.37
Adidome Farm Institute		255,960.00		255,960.00
Animal Health and Production		5,054,190.00		5,054,190.00
Asuansi Farm Institute		439,000.00		439,000.00
Damongo Agric College		106,500.00		106,500.00
Ejura Agric College		1,051,400.00		1,051,400.00
Kwadaso Agric College		2,215,300.00		2,215,300.00
Ohawu Agric College		710,500.00		710,500.00
Wenchi Farm Institute		1,156,000.00		1,156,000.00
Plant Protection & Regulatory Service	-	1,694,291.02	1,129,527.35	2,823,818.36
Veterinary Services Department	-	3,845,528.55	961,382.14	4,806,910.69
Tree Crops Development Authority	-	3,645,500.00	-	3,645,500.00
Min. of Fisheries & Aquaculture Devevelopment	-	63,557,355.36	71,094,391.21	134,651,746.56
Fisheries Commission	-	61,546,818.97	6,087,048.03	67,633,867.00
National Premix Fuel Secretariat	-	2,010,536.39	65,007,343.17	67,017,879.56
Ministry of Lands and Natural Resources	152,946,310.66	343,697,638.46	252,773,342.31	749,417,291.43
Forestry Commission:				-
Corporate Head Office	-	23,649,575.68	5,912,393.92	29,561,969.60
Forestry Services Division	-	36,136,010.72	15,486,861.74	51,622,872.46
Timber Industry Development Division	-	32,418,694.00	13,893,726.00	46,312,420.00
Forestry Plantation Development Board				
Wild Life Division	-	6,896,954.26	2,955,837.54	9,852,791.80
Ghana Geological Survey Authority	-	504,022.04	336,014.70	840,036.74
Ghana Integrated Alliumium Dev. Cooperation	-	1,815,065.51	-	1,815,065.51
Ghana School of Surveying and Mapping	-	1,437,792.61	958,528.40	2,396,321.01
Lands Commission	-	100,449,345.93	54,088,109.35	154,537,455.28
Minerals Commission	152,946,310.66	131,096,837.71	152,946,310.66	436,989,459.04
Office of the Administrator of Stool Lands	-	9,293,340.00	6,195,560.00	15,488,900.00
Ministry of Trade and Industry	45,503,811.81	137,738,056.31	73,706,708.12	256,948,576.24
Export Promotion Authority	-	122,406.88	-	122,406.88
Ghana Enterprises Agency	-	1,141,371.84	760,914.56	1,902,286.39
Ghana Free Zones Authority	44,888,692.32	67,333,038.48	28,055,432.70	140,277,163.50
Ghana Standards Authority	615,119.49	60,896,829.55	41,007,966.03	102,519,915.07
GRATIS Foundation	-	88,240.94	22,060.24	110,301.18
Ministry of Trade and Industry(HQ)	-	6,286,831.14	3,385,216.77	9,672,047.92
Ghana International Trade Commission	-	1,108,608.27	475,117.83	1,583,726.10
Ghana Integrated Iron and Steel Development Corporation	-	760,729.20	-	760,729.20
Min. of Tourism, Culture and Creative Arts	-	19,698,520.28	5,293,902.30	24,992,422.58
Abibigroma Theatre Company	-	67,325.20	16,831.30	84,156.50
Bureau of Ghana Languages		72,572.66		72,572.66
Folklore Board	-	82,368.00	20,592.00	102,960.00
Ghana Dance Ensemble	-	199,389.47	49,847.37	249,236.84
Ghana Museums & Monuments Board	-	1,029,845.97	484,633.40	1,514,479.36
Ghana Tourism Authority	-	12,705,682.62	3,176,420.65	15,882,103.27
Hotel, Catering & Tourism Training Institute(HOTCATT)	-	21,180.57	49,421.34	70,601.91
Kwame Nkrumah Memorial Park	-	573,740.62	101,248.35	674,988.97
National Commission on Culture	-	325,334.53	57,411.98	382,746.51
National Film Authority	-	1,215,706.80	521,017.20	1,736,724.00
National Symphony Orchestra	-	174,938.35	43,734.59	218,672.94
National Theatre	-	2,756,275.05	689,068.76	3,445,343.81
W.E.B. Du Bois Memorial Centre	-	474,160.44	83,675.37	557,835.81
	305			

Sector/Ministry/Department/Agency	EMPLOYEE COMPENSATION	GOODS AND SERVICE	CAPEX	TOTAL
Min. of Env., Science, Tech.& Innovation	108,713,681.40	168,997,032.27	57,677,566.09	335,388,279.76
Biotech. and Nuclear Agric. Res. Institute	-	261,090.35	111,895.87	372,986.22
Council for Scientific and Industrial Research	-	24,983,981.53	6,245,995.38	31,229,976.91
Environmental Protection Agency	108,713,681.40	122,302,891.58	40,767,630.53	271,784,203.51
Ghana Atomic Energy Commission	-	12,572,901.90	5,388,386.53	17,961,288.43
Ghana Space Science and Technology Institute (GSSTI)	-	457,954.98	196,266.42	654,221.40
National Biosafety Authority	-	256,947.29	64,236.82	321,184.11
National Nuclear Research Institute	-	336,438.79	144,188.05	480,626.84
Nuclear Regulatory Authority	-	2,581,894.06	2,383,286.82	4,965,180.88
Radiation Protection Institute	-	3,636,740.46	1,558,603.06	5,195,343.52
Radiological and Medical Sciences Research Institute (RAMSRI)	-	434,940.35	186,403.01	621,343.35
School of Nuclear and Allied Sciences (SNAS)	-	1,171,250.98	630,673.61	1,801,924.59
Ministry of Energy	128,466,698.08	93,080,974.80	44,162,079.87	265,709,752.75
Energy Commission	28,856,306.57	37,435,208.52	11,698,502.66	77,990,017.75
National Petroleum Authority	99,610,391.51	55,645,766.28	32,463,577.21	187,719,735.00
INFRASTRUCTURE	204,111,428.72	451,398,391.83	289,356,600.98	944,866,421.52
Ministry of Water Resources and Sanitation	-	28,197,625.20	18,233,278.93	46,430,904.14
Community Water and Sanitation Agency	-	25,824,046.16	17,216,030.77	43,040,076.93
Water Resources Commission	-	2,373,579.04	1,017,248.16	3,390,827.21
Ministry of Works and Housing	-	8,277,240.52	1,533,477.53	9,810,718.05
Architect Registration Council	-	563,034.61	-	563,034.61
Department of Rural Housing	-	163,640.40	-	163,640.40
Engineering Council	-	1,130,968.74	-	1,130,968.74
Ministry of Works & Housing (Hq'ters)**	-	993,973.26	-	993,973.26
Public Servants Housing Loans Scheme Board	-	1,632,000.00	-	1,632,000.00
Public Works Department	-	618,427.64	-	618,427.64
Rent Control Department	-	78,608.40	-	78,608.40
Real Estate Agency Council	-	3,096,587.47	1,533,477.53	4,630,065.00
Ministry of Railway Development	-	4,767,712.22	1,191,928.06	5,959,640.28
Ghana Railway Development Authority	-	4,767,712.22	1,191,928.06	5,959,640.28

Sector/Ministry/Department/Agency	EMPLOYEE COMPENSATION	GOODS AND SERVICE	CAPEX	TOTAL
Ministry of Roads and Highways	-	19,072,709.11	12,185,798.01	31,258,507.11
Department of Feeder Roads	-	435,730.02	-	435,730.02
Department of Urban Roads	-	74,282.21	-	74,282.21
Ghana Highway Authority	-	8,311,120.69	5,540,747.13	13,851,867.82
<i>Axle Load</i>	-	9,967,576.31	6,645,050.88	16,612,627.19
Ministry of Roads and Highways(HQ)	-	283,999.87	-	283,999.87
Ministry of Communications and Digitalisation	1,844,596.28	28,328,566.58	5,147,092.41	35,320,255.26
Cyber Security Authority	-	7,410,942.00	-	7,410,942.00
Data Protection Commission	1,844,596.28	1,614,021.74	1,152,872.67	4,611,490.69
Ghana Meteorological Agency	-	8,800,747.34	-	8,800,747.34
Ghana-India Kofi Annan Centre of Excellence	-	646,776.13	277,189.77	923,965.90
National Information Technology Agency (NITA)	-	8,673,069.92	3,717,029.97	12,390,099.89
Postal and Courier Services Regulatory Commission	-	1,183,009.44	-	1,183,009.44
National Communications Authority	126,474,211.53	121,537,626.47	192,967,500.00	440,979,338.01
National Communications Authority	126,474,211.53	121,537,626.47	192,967,500.00	440,979,338.01
Ministry of Transport	75,792,620.91	237,694,225.08	52,813,496.07	366,300,342.06
Ministry of Transport (HQ)	-	75,511,521.44	16,351,643.33	91,863,164.76
Driver and Vehicle Licensing Authority	75,792,620.91	140,265,564.67	27,068,793.18	243,126,978.75
National Road Safety Authority	-	21,917,138.98	9,393,059.56	31,310,198.54
Ghana Maritime Authority	-	3,522,686.65	5,284,029.97	8,806,716.62
Ghana Maritime Authority	-	3,522,686.65	5,284,029.97	8,806,716.62
SOCIAL SECTOR	1,046,191,553.28	5,151,890,407.80	1,704,090,312.36	7,902,172,273.43
Ministry of Education	242,334,360.11	1,625,782,474.54	1,013,076,345.44	2,881,193,180.09
GES and Others:	-	135,396,143.77	23,330,972.38	158,727,116.15
Centre for National Distance Learning and Open Schooling	-	254,890.00	-	254,890.00
Commission for Technical and Vocational Education and Training	-	20,236,444.35	5,059,111.09	25,295,555.44
Encyclopedia Afrikana	-	944,030.00	-	944,030.00
Ghana Academy of Arts and Science	-	605,000.00	-	605,000.00
Ghana Book Devt. Council	-	693,318.00	462,212.00	1,155,530.00
Ghana Education Service	-	21,258,210.00	-	21,258,210.00
Ghana Library Authority	-	401,336.00	100,334.00	501,670.00
Ghana Science Association	-	520,000.00	-	520,000.00
National Schools Inspectorate Authority	-	11,723,943.61	11,072,600.74	22,796,544.36
National Service Secretariat	-	9,955,071.82	6,636,714.54	16,591,786.36
West African Examination Council (National)	-	7,250,450.00	-	7,250,450.00
National Teaching Council	-	61,553,450.00	-	61,553,450.00
Ghana TVET Service	-	22,136,118.60	1,497,857.10	23,633,975.70
Ghana TVET Service - Headquarters	-	2,611,449.60	19,920.00	2,631,369.60
Ghana TVET Service -Training Institutes	-	19,524,669.00	1,477,937.10	21,002,606.10
Universities:	191,617,057.41	981,061,473.58	787,877,390.61	1,960,555,921.60
Akenten Appiah-Menka University of Skills Training and Entrepreneurial Development(AMMUSTED)	7,956,559.20	42,766,505.70	48,733,925.10	99,456,990.00
C. K. Tedam University of Tech. and Applied Sciences	1,327,473.00	5,604,886.00	7,817,341.00	14,749,700.00
Ghana CommunicationTechnology University	-	35,578,784.00	8,894,696.00	44,473,480.00
Kwame Nkrumah University of Science and Technology	32,094,896.40	201,739,348.80	224,664,274.80	458,498,520.00
S. D. Dombo University of Bus. and Int. Devt. Studies	3,768,906.00	16,331,926.00	5,025,208.00	25,126,040.00
University for Development Studies	13,173,937.50	35,130,500.00	39,521,812.50	87,826,250.00
University of Cape Coast	9,120,793.80	133,771,642.40	161,134,023.80	304,026,460.00
University of Education, Winneba	15,353,549.40	150,976,569.10	89,562,371.50	255,892,490.00
University of Energy and Natural Resources	1,625,361.60	19,097,998.80	19,910,679.60	40,634,040.00
University of Environment and Sustainable Devt.	-	6,408,321.60	-	6,408,321.60
University of Ghana	101,724,458.40	271,265,222.40	50,862,229.20	423,851,910.00
University of Health and Allied Sciences	3,684,554.33	22,236,608.57	23,802,917.10	49,724,080.00
University of Mines and Technology	575,382.80	19,563,015.20	8,630,742.00	28,769,140.00
University of Professional Studies	1,211,185.00	20,590,145.00	99,317,170.01	121,118,500.00
Technical Universities	42,992,668.31	191,264,729.93	118,985,767.20	353,243,165.44
Accra Technical University	2,316,737.22	42,260,292.07	21,151,540.71	65,728,570.00
Bolgatanga Technical University	2,170,573.02	7,692,679.06	385,990.00	10,249,242.08
Cape Coast Technical University	425,939.25	11,500,359.75	5,111,271.00	17,037,570.00
Ho Technical University	2,862,883.84	15,021,193.65	4,482,202.51	22,366,280.00
Koforidua Technical University	9,530,289.60	17,869,293.00	12,309,957.40	39,709,540.00
Kumasi Technical University	-	32,097,817.50	10,699,272.50	42,797,090.00
Sunyani Technical University	6,183,859.47	13,787,374.61	44,714,225.92	64,685,460.00
Takoradi Technical University	16,756,754.42	36,389,124.27	13,112,541.31	66,258,420.00
Tamale Technical University	2,745,631.50	10,982,526.00	4,576,052.50	18,304,210.00
Dr. Hilla Limann Technical University	-	3,664,070.02	2,442,713.34	6,106,783.36
Colleges of Education	6,880,828.79	253,396,980.88	69,679,620.69	329,957,430.36
Other Teaching/Subvented Institutions	843,805.60	42,527,027.78	11,704,737.46	55,075,570.84
Ghana Institute of Journalism	-	13,999,454.94	9,332,969.96	23,332,424.90
Ghana Institute of Languages	843,805.60	8,902,458.84	1,308,191.50	11,054,455.94
Ghana Tertiary Education Commission	-	14,041,340.00	-	14,041,340.00
National Film and Television Institute (NAFTI)	-	5,583,774.00	1,063,576.00	6,647,350.00

Sector/Ministry/Department/Agency	EMPLOYEE COMPENSATION	GOODS AND SERVICE	CAPEX	TOTAL
Ministry of Employment and Labour Relations	-	2,582,193.52	396,544.00	2,978,737.52
Department of Co-operatives	-	148,645.20	-	148,645.20
Department of Factories Inspectorate	-	557,671.32	-	557,671.32
Labour Department	-	289,701.00	-	289,701.00
Management Dev.& Productivity Institute (MDPI)		1,586,176.00	396,544.00	1,982,720.00
National Pension Regulatory Authority	55,449,859.27	49,002,201.22	24,501,100.61	128,953,161.10
National Pension Regulatory Authority	55,449,859.27	49,002,201.22	24,501,100.61	128,953,161.10
Ministry of Youth and Sports	-	3,997,706.99	-	3,997,706.99
National Sports Authority		3,948,866.99		3,948,866.99
National Youth Authority		48,840.00		48,840.00
Ministry of Health	670,510,130.07	3,288,234,940.41	666,116,322.31	4,624,861,392.79
Ministry of Health (HQ)	-	24,108,000.00	-	24,108,000.00
Ghana Health Service(Health Facilities)	335,965,844.90	1,679,829,224.51	223,977,229.93	2,239,772,299.34
Teaching Hospitals:	76,560,008.51	495,447,262.74	62,639,276.21	634,646,547.45
Cape Coast Teaching Hospital	3,343,651.46	29,916,881.44	1,935,798.21	35,196,331.11
Ho Teaching Hospital	6,970,362.52	34,851,812.63	4,646,908.35	46,469,083.50
Komfo Anokye Teaching Hospital	20,091,752.01	91,082,609.10	22,770,652.27	133,945,013.38
Korlebu Teaching Hospital	15,370,035.05	215,454,067.43	17,881,966.35	248,706,068.82
National Blood Bank	2,783,907.19	5,567,814.38	927,969.06	9,279,690.63
Tamale Teaching Hospital	7,410,263.10	34,581,227.82	7,410,263.10	49,401,754.02
University of Ghana Medical Centre	20,590,037.18	83,992,849.94	7,065,718.87	111,648,605.99
Regulatory Agencies:	60,371,369.48	133,220,438.25	44,473,078.12	238,064,885.85
Food and Drugs Authority	47,679,066.17	60,565,300.27	20,617,974.56	128,862,341.00
Ghana College of Pharmacists	149,014.34	1,192,114.72	1,142,443.27	2,483,572.33
Ghana Psychology Council	229,822.54	995,897.67	306,430.05	1,532,150.26
Health Facilities Regulatory Agency	2,323,205.51	4,501,210.67	2,855,606.76	9,680,022.94
Medical and Dental Council	2,226,537.55	15,585,762.88	4,453,075.11	22,265,375.54
Nursing and Midwifery Council of Ghana(NMwCG)	5,201,514.94	36,410,604.60	10,403,029.89	52,015,149.43
Pharmacy Council	2,346,412.92	12,709,736.64	4,497,291.43	19,553,440.99
Traditional Medicine Practice Council	215,795.51	1,259,810.81	197,227.06	1,672,833.37
Subvented Agencies:	11,459,380.63	58,248,009.32	16,498,838.21	86,206,228.16
Allied Health Professional Council	556,281.67	5,801,223.14	1,589,376.20	7,946,881.02
Centre for Scientific Research into Plant Medicine	6,204,885.20	28,956,130.91	6,204,885.20	41,365,901.31
College of Nurses and Midwives	1,014,846.12	6,596,499.75	2,537,115.29	10,148,461.16
Ghana College of Physicians and Surgeons	3,601,756.38	15,607,610.97	4,802,341.84	24,011,709.19
Ghana Institute of Clinical Genetics	-	529,191.52	-	529,191.52
Ghana Red Cross Society	-	265,601.70	-	265,601.70
Mortuaries And Funeral Facilities Agency	54,750.00	250,000.00	1,250,000.00	1,554,750.00
St John Ambulance	26,861.26	241,751.32	115,119.68	383,732.26
Psychiatric Hospitals:	2,757,902.53	14,365,696.35	2,733,648.60	19,857,247.48
Accra Psychiatric Hospital	1,055,523.81	3,694,333.33	527,761.90	5,277,619.04
Ankaful Hospital	607,050.70	3,004,066.89	15,230.66	3,626,348.25
Pantang Hospital	1,095,328.02	7,667,296.13	2,190,656.04	10,953,280.19
Others	183,395,624.03	883,016,309.24	315,794,251.24	1,382,206,184.51
Ahmadiyya Muslim Health Service Ghana	15,918,671.21	9,551,202.73	6,367,468.48	31,837,342.42
Christian Health Associations of Ghana (CHAG)	131,691,935.45	568,909,968.20	175,854,585.50	876,456,489.15
Health Training Institutions	35,785,017.37	304,555,138.32	133,572,197.26	473,912,352.94
National Health Insurance Authority	77,897,203.82	181,760,142.26	-	259,657,346.08
National Health Insurance Authority (NHIA)	77,897,203.82	181,760,142.26		259,657,346.08
Min. of Gender, Children and Social Protection	-	530,748.86	-	530,748.86
Central Adoption Authority		168,096.30		168,096.30
Department of Social Welfare	-	332,292.56	-	332,292.56
Efua Sutherland Children's Park	-	30,360.00	-	30,360.00

Sector/Ministry/Department/Agency	EMPLOYEE COMPENSATION	GOODS AND SERVICE	CAPEX	TOTAL
PUBLIC SAFETY SECTOR	47,856,733.64	235,967,716.65	116,622,193.55	400,446,643.84
Min. of Justice and Attorney General's Dept.	9,599,361.21	125,177,922.22	76,332,792.66	211,110,076.10
Council for Law Reporting	-	312,142.16	133,775.21	445,917.38
General Legal Council (Main)	-	-	-	-
General Legal Council (Ghana School of Law)	9,599,361.21	26,398,243.34	11,999,201.52	47,996,806.07
Office of the Copyright Administrator	-	652,390.74	163,097.68	815,488.42
Registrar General's Department	-	4,928,192.09	2,112,082.32	7,040,274.41
Office of the Registrar of Companies	-	92,886,953.89	61,924,635.92	154,811,589.81
Legal Aid Commission	-	66,929.78	-	66,929.78
Legal Aid Commission		66,929.78		66,929.78
Ministry of Defence	-	29,944,042.04	-	29,944,042.04
37 Military Hospital		25,055,323.04		25,055,323.04
Army		605,000.00		605,000.00
Air Force		1,980,000.00		1,980,000.00
Navy		2,303,719.00		2,303,719.00
Judicial Service	29,815,811.10	17,392,556.48	2,484,650.93	49,693,018.51
Judicial Service	29,815,811.10	17,392,556.48	2,484,650.93	49,693,018.51
Ministry of Interior	8,441,561.32	63,386,266.13	37,804,749.96	109,632,577.42
Criminal Investigations Department	-	4,668,732.86	-	4,668,732.86
Gaming Commission	8,441,561.32	14,281,530.62	14,304,209.78	37,027,301.71
Ghana Immigration Service	-	23,500,540.19	23,500,540.19	47,001,080.38
Ghana National Fire Service	-	1,001,296.80	-	1,001,296.80
Ghana Prisons Service	-	517,673.42	-	517,673.42
Interior Headquarters	-	11,252,567.06	-	11,252,567.06
Narcotics Control Board	-	316,777.76	-	316,777.76
Police Hospital	-	7,847,147.42	-	7,847,147.42
GRAND TOTAL	1,768,353,807.21	7,016,590,923.63	2,729,101,495.33	11,514,046,226.18

2026 INTERNALLY GENERATED FUNDS RETENTION (EXPENDITURE) BREAKDOWN BY MDAS

Sector/Ministry/Department/Agency	EMPLOYEE COMPENSATION	GOODS AND SERVICE	CAPEX	TOTAL
ADMINISTRATION SECTOR	41,711,543.45	396,320,693.00	140,396,314.93	578,428,551.38
Office of Government Machinery	-	103,689,136.90	36,937,660.79	140,626,797.68
Ghana Investment Promotion Centre	-	36,691,019.44	4,076,779.94	40,767,799.38
National Identification Authority	-	23,959,758.55	4,228,192.68	28,187,951.23
Office of the Chief of Staff	-	89,326.66	-	89,326.66
State Interest and Governance Authority	-	42,949,032.25	28,632,688.16	71,581,720.41
Office of the Head of Civil Service	-	6,174,262.11	2,502,110.88	8,676,372.99
Civil Service Training Centre	-	3,689,834.53	1,581,357.65	5,271,192.18
Government Secretarial School	-	1,798,424.20	770,753.23	2,569,177.43
Institute of Technical Supervision	-	350,000.00	150,000.00	500,000.00
Public Records & Archives Admin. Dept.	-	201,249.95	-	201,249.95
Management Services Department	-	134,753.43	-	134,753.43
Public Services Commission	-	30,758.10	-	30,758.10
Public Services Commission		30,758.10		30,758.10
Ministry of Foreign Affairs & Regional Integration	-	86,594,142.58	57,729,428.39	144,323,570.97
Foreign Affairs and Regional Integration (Finance Bureau)	-	810,684.90	540,456.60	1,351,141.51
Missions	-	32,504,993.75	21,669,995.83	54,174,989.58
Passport Office	-	53,278,463.93	35,518,975.95	88,797,439.88
Ministry of Finance	-	122,612,687.27	34,914,238.80	157,526,926.07
Controller and Accountant General's Department (CAGD)	-	32,438,793.00	10,812,931.00	43,251,724.00
General Administration and Finance	-	86,046,208.22	22,508,553.41	108,554,761.63
Ghana Statistical Service	-	44,129.72	-	44,129.72
Institute of Accountancy Training	-	367,129.44	-	367,129.44
Public Procurement Authority	-	3,716,426.90	1,592,754.38	5,309,181.28
Securities and Exchange Commission	39,111,543.45	25,875,685.77	5,596,646.35	70,583,875.57
Securities and Exchange Commission	39,111,543.45	25,875,685.77	5,596,646.35	70,583,875.57
Electoral Commission	-	29,370.00	-	29,370.00
Electoral Commission		29,370.00		29,370.00
Ministry of Local Government and Rural Development	2,600,000.00	7,366,763.90	2,716,229.72	12,682,993.63
Births and Deaths Registry		4,248,689.17	1,416,229.72	5,664,918.89
Dept. of Parks and Gardens	-	518,074.74	-	518,074.74
Institute of Local Government Studies	2,600,000.00	2,600,000.00	1,300,000.00	6,500,000.00
Ministry of Information	-	43,947,886.37	-	43,947,886.37
Ghana Broadcasting Corporation		43,650,115.62		43,650,115.62
Ghana News Agency		197,021.89		197,021.89
Information Service Department		100,748.86		100,748.86

Sector/Ministry/Department/Agency	EMPLOYEE COMPENSATION	GOODS AND SERVICE	CAPEX	TOTAL
ECONOMIC SECTOR	570,027,496.00	1,284,197,981.49	665,199,281.57	2,519,424,759.06
Ministry of Food and Agriculture	-	38,793,659.76	4,548,784.05	43,342,443.81
Animal Production Department		1,000,049.27		1,000,049.27
Grains and Legumes Development Board	-	222,288.00	55,572.00	277,860.00
Human Resource Dev. & Management Directorate	-	18,877,735.00	-	18,877,735.00
HRDMD (HQ)	-	945,265.00	-	945,265.00
Adidome Farm Institute		309,720.00		309,720.00
Animal Health and Production		11,101,850.00		11,101,850.00
Asuansi Farm Institute		493,000.00		493,000.00
Damongo Agric College		111,800.00		111,800.00
Ejura Agric College		1,159,200.00		1,159,200.00
Kwadaso Agric College		2,442,400.00	-	2,442,400.00
Ohawu Agric College		982,500.00	-	982,500.00
Wenchi Farm Institute		1,332,000.00		1,332,000.00
Plant Protection & Regulatory Service	-	2,131,056.43	1,420,704.29	3,551,760.71
Veterinary Services Department	-	12,290,031.06	3,072,507.77	15,362,538.83
Tree Crops Development Authority		4,272,500.00		4,272,500.00
Min. of Fisheries & Aquaculture Devevelopment	-	59,632,098.18	84,146,369.70	143,778,467.88
Fisheries Commission	-	57,556,519.44	17,035,990.56	74,592,510.00
National Premix Fuel Secretariat	-	2,075,578.74	67,110,379.14	69,185,957.88
Ministry of Lands and Natural Resources	170,071,375.93	548,011,831.67	301,368,289.64	1,019,451,497.24
Forestry Commission:	-	110,205,380.38	42,810,573.15	153,015,953.52
Corporate Head Office	-	24,753,703.28	6,188,425.82	30,942,129.11
Forestry Services Division	-	40,418,414.24	17,322,177.53	57,740,591.77
Timber Industry Development Division	-	34,256,771.81	14,681,473.63	48,938,245.44
Wild Life Division	-	10,776,491.04	4,618,496.16	15,394,987.20
Ghana Geological Survey Authority	-	624,889.18	416,592.79	1,041,481.97
Ghana Integrated Alliumium Dev. Cooperation	-	129,749,548.68	-	129,749,548.68
Ghana School of Surveying and Mapping	-	2,552,214.32	1,701,476.22	4,253,690.54
Lands Commission	-	144,769,470.03	77,952,791.55	222,722,261.58
Minerals Commission	170,071,375.93	145,775,465.09	170,071,375.93	485,918,216.95
Office of the Administrator of Stool Lands	-	12,623,220.00	8,415,480.00	21,038,700.00
Ghana Integrated Iron and Steel Development Corporation		1,711,644.00		
Ministry of Trade and Industry	84,849,578.94	251,992,994.18	135,871,998.85	472,714,571.97
Export Promotion Authority	-	196,864.56	-	196,864.56
Ghana Enterprises Agency	-	1,301,429.91	867,619.94	2,169,049.85
Ghana Free Zones Authority	83,682,699.87	125,524,049.81	52,301,687.42	261,508,437.10
Ghana Standards Authority	1,166,879.07	115,521,027.45	77,791,937.68	194,479,844.20
GRATIS Foundation	-	117,871.92	29,467.98	147,339.91
Ministry of Trade and Industry(HQ)	-	8,025,874.04	4,321,624.48	12,347,498.53
Ghana International Trade Commission	-	1,305,876.48	559,661.35	1,865,537.82
Min. of Tourism, Culture and Creative Arts	-	31,109,417.15	8,085,689.75	39,195,106.89
Abibigroma Theatre Company	-	75,508.42	18,877.10	94,385.52
Bureau of Ghana Languages	-	79,530.00	-	79,530.00
Folklore Board	-	102,960.00	25,740.00	128,700.00
Ghana Dance Ensemble	-	241,747.89	60,436.97	302,184.87
Ghana Museums & Monuments Board	-	1,084,272.05	510,245.67	1,594,517.73
Ghana Tourism Authority	-	21,879,198.04	5,469,799.51	27,348,997.55
Hotel, Catering & Tourism Training Institute(HOTCATT)	-	24,295.65	56,689.84	80,985.49
Kwame Nkrumah Memorial Park	-	860,068.54	151,776.80	1,011,845.34
National Commission on Culture	-	992,234.97	175,100.29	1,167,335.25
National Film Authority	-	1,291,659.60	553,568.40	1,845,228.00
National Symphony Orchestra	-	214,266.65	53,566.66	267,833.31
National Theatre	-	3,501,662.68	875,415.67	4,377,078.35
W.E.B. Du Bois Memorial Centre	-	762,012.66	134,472.82	896,485.48
Min. of Env., Science, Tech. & Innovation	149,129,306.81	230,105,385.36	79,305,737.35	458,540,429.52
Biotech. and Nuclear Agric. Res. Institute	-	423,428.29	181,469.27	604,897.55
Council for Scientific and Industrial Research	-	27,544,839.60	6,886,209.90	34,431,049.50
Environmental Protection Agency	149,129,306.81	167,770,470.16	55,923,490.05	372,823,267.03
Ghana Atomic Energy Commission	-	18,322,125.54	7,852,339.52	26,174,465.05
Ghana Space Science and Technology Institute (GSSTI)	-	534,000.81	228,857.49	762,858.30
National Biosafety Authority	-	1,296,293.41	324,073.35	1,620,366.76
National Nuclear Research Institute	-	320,068.12	137,172.05	457,240.17
Nuclear Regulatory Authority	-	2,827,653.97	2,610,142.12	5,437,796.09
Radiation Protection Institute	-	6,750,600.30	2,893,114.41	9,643,714.71
Radiological and Medical Sciences Research Institute (RAMSRI)	-	501,225.80	214,811.06	716,036.85
School of Nuclear and Allied Sciences (SNAS)	-	3,814,679.38	2,054,058.13	5,868,737.51

Sector/Ministry/Department/Agency	EMPLOYEE COMPENSATION	GOODS AND SERVICE	CAPEX	TOTAL
ECONOMIC SECTOR	570,027,496.00	1,284,197,981.49	665,199,281.57	2,519,424,759.06
Ministry of Energy	165,977,234.32	124,552,595.19	51,872,412.23	342,402,241.75
Energy Commission	34,242,491.55	44,422,691.74	13,882,091.17	92,547,274.46
National Petroleum Authority	131,734,742.77	80,129,903.45	37,990,321.06	249,854,967.29
INFRASTRUCTURE	249,494,146.58	546,059,867.50	341,734,803.84	1,137,288,817.92
Ministry of Water Resources and Sanitation	-	32,404,042.35	20,886,190.10	53,290,232.45
Community Water and Sanitation Agency	-	29,394,722.19	19,596,481.46	48,991,203.65
Water Resources Commission	-	3,009,320.16	1,289,708.64	4,299,028.80
Ministry of Works and Housing	-	10,524,829.66	2,108,531.60	12,633,361.26
Architect Registration Council	-	681,271.88	-	681,271.88
Department of Rural Housing	-	185,229.00	-	185,229.00
Engineering Council	-	1,357,363.26	-	1,357,363.26
Ministry of Works & Housing (Hq'ters)**	-	826,513.82	-	826,513.82
Public Servants Housing Loans Scheme Board	-	2,350,080.00	-	2,350,080.00
Public Works Department	-	748,297.44	-	748,297.44
Rent Control Department	-	95,116.17	-	95,116.17
Real Estate Agency Council	-	4,280,958.10	2,108,531.60	6,389,489.70
Ministry of Railway Development	-	5,668,543.19	1,417,135.80	7,085,678.99
Ghana Railway Development Authority	-	5,668,543.19	1,417,135.80	7,085,678.99
Ministry of Roads and Highways	-	23,915,989.83	15,308,777.12	39,224,766.95
Department of Feeder Roads	-	527,233.32	-	527,233.32
Department of Urban Roads	-	167,215.00	-	167,215.00
Ghana Highway Authority	-	10,327,490.15	6,884,993.43	17,212,483.58
Axle Load	-	12,635,675.53	8,423,783.69	21,059,459.22
Ministry of Roads and Highways(HQ)	-	258,375.82	-	258,375.82
Ministry of Communications and Digitalisation	1,386,086.97	41,789,881.88	693,043.48	43,869,012.32
Cyber Security Authority	-	8,967,239.82	-	8,967,239.82
Ministry of Communications and Digitalisation (HQ)	-	-	-	-
Data Protection Commission	1,386,086.97	4,851,304.38	693,043.48	6,930,434.83
Ghana Meteorological Agency	-	9,708,215.63	-	9,708,215.63
Ghana-India Kofi Annan Centre of Excellence	-	1,552,445.21	-	1,552,445.21
National Information Technology Agency (NITA)	-	14,961,641.69	-	14,961,641.69
Postal and Courier Services Reg. Comm.	-	1,749,035.14	-	1,749,035.14
National Communications Authority	153,033,795.96	147,060,528.03	233,490,675.00	533,584,998.99
National Communications Authority	153,033,795.96	147,060,528.03	233,490,675.00	533,584,998.99
Ministry of Transport	95,074,263.66	281,031,049.37	62,332,945.95	438,438,258.99
Ministry of Transport (HQ)	-	78,562,186.90	17,012,249.72	95,574,436.62
Driver and Vehicle Licensing Authority (License & others)	95,074,263.66	175,949,124.31	33,955,094.17	304,978,482.14
National Road Safety Authority	-	26,519,738.16	11,365,602.07	37,885,340.23
Ghana Maritime Authority	-	3,665,003.19	5,497,504.78	9,162,507.97
Ghana Maritime Authority	-	3,665,003.19	5,497,504.78	9,162,507.97
SOCIAL SECTOR	1,506,473,694.59	7,195,370,786.08	2,166,421,902.01	10,868,266,382.68
Ministry of Education	283,775,360.63	1,972,694,788.74	1,188,329,919.75	3,444,800,069.12
GES and Others:	-	154,186,220.04	22,230,052.45	176,416,272.49
Centre for National Distance Learning and Open Schooling	-	287,320.00	-	287,320.00
Commission for Technical and Vocational Education and Training	-	26,800,573.83	6,700,143.46	33,500,717.29
Encyclopedia Africana	-	1,142,273.00	-	1,142,273.00
Ghana Academy of Arts and Science	-	732,050.00	-	732,050.00
Ghana Book Devt. Council	-	1,209,498.00	806,332.00	2,015,830.00
Ghana Education Service	-	24,406,020.00	-	24,406,020.00
Ghana Library Authority	-	430,976.00	107,744.00	538,720.00
Ghana Science Association	-	638,000.00	-	638,000.00
National Schools Inspectorate Authority	-	15,475,605.57	14,615,832.98	30,091,438.55
National Service Secretariat	-	19,699,953.65	-	19,699,953.65
West African Examination Council (National)	-	10,093,050.00	-	10,093,050.00
National Teaching Council	-	53,270,900.00	-	53,270,900.00
Ghana TVET Service	-	21,943,778.94	1,632,612.86	23,576,391.80
Ghana TVET Service - Headquarters	-	417,831.94	3,187.20	421,019.14
Ghana TVET Service -Training Institutes	-	21,525,947.00	1,629,425.66	23,155,372.66
Universities:	224,189,894.06	1,137,066,223.95	897,324,881.99	2,258,581,000.00
Development(AMMUSTED)	10,371,137.60	55,744,864.60	63,523,217.80	129,639,220.00
C. K. Tedam University of Tech. and Applied Sciences	1,845,146.70	7,790,619.40	10,865,863.90	20,501,630.00
Ghana Communication Technology University	-	43,050,328.00	10,762,582.00	53,812,910.00
Kwame Nkrumah University of Science and Technology	33,337,197.60	209,548,099.20	233,360,383.20	476,245,680.00
S. D. Dombo University of Bus. and Int. Devt. Studies	7,345,843.50	31,831,988.49	9,794,458.01	48,972,290.00
University for Development Studies	19,485,525.00	51,961,400.00	58,456,575.00	129,903,500.00
University of Cape Coast	9,754,765.20	143,069,889.60	172,334,185.20	325,158,840.00
University of Education, Winneba	17,827,260.60	175,301,395.90	103,992,353.50	297,121,010.00
University of Energy and Natural Resources	2,723,421.20	32,000,199.10	33,361,909.70	68,085,530.00
University of Environment and Sustainable Devt.	-	7,212,270.00	-	7,212,270.00
University of Ghana	114,526,346.40	305,403,590.40	57,263,173.20	477,193,110.00
University of Health and Allied Sciences	5,079,048.16	30,652,501.15	32,811,610.69	68,543,160.00
University of Mines and Technology	664,567.20	22,595,284.80	9,968,508.00	33,228,360.00
University of Professional Studies	1,229,634.90	20,903,793.30	100,830,061.80	122,963,490.00
Technical Universities:	49,013,065.63	224,538,871.38	151,145,455.21	424,697,392.22
Accra Technical University	2,593,688.34	47,312,239.60	23,680,072.06	73,586,000.00
Bolgatanga Technical University	1,239,467.71	2,763,485.44	8,962,338.08	12,965,291.23
Cape Coast Technical University	565,875.50	15,278,638.50	6,790,506.00	22,635,020.00
Ho Technical University	3,156,328.96	16,560,863.51	4,941,627.53	24,658,820.00
Koforidua Technical University	9,734,383.20	18,251,968.50	12,573,578.30	40,559,930.00
Kumasi Technical University	-	42,971,970.00	14,323,990.00	57,295,960.00
Sunyani Technical University	7,493,942.15	16,708,301.38	54,187,166.46	78,389,410.00
Takoradi Technical University	20,275,670.77	44,030,835.85	15,866,173.38	80,172,680.00
Tamale Technical University	3,953,709.00	15,814,836.00	6,589,515.01	26,358,060.00
Dr. Hilla Limann Technical University	-	4,845,732.60	3,230,488.40	8,076,220.99
Colleges of Education	10,572,400.95	374,913,851.52	103,549,022.99	489,035,275.46
Other Teaching/Subvented Institutions	-	60,045,842.91	12,447,894.24	72,493,737.15
Ghana Institute of Journalism	-	16,659,189.37	11,106,126.25	27,765,315.62
Ghana Institute of Languages	-	13,619,901.53	-	13,619,901.53
Ghana Tertiary Education Commission	-	22,722,470.00	-	22,722,470.00
National Film and Television Institute (NAFTI)	-	7,044,282.00	1,341,768.00	8,386,050.00
Ministry of Employment and Labour Relations	-	2,782,469.51	423,462.00	3,205,931.50
Department of Co-operatives	-	161,271.00	-	161,271.00
Department of Factories Inspectorate	-	591,259.31	-	591,259.31
Labour Department	-	336,091.19	-	336,091.19
Management Dev. & Productivity Institute (MDPI)	-	1,693,848.00	423,462.00	2,117,310.00
National Pension Regulatory Authority	93,598,936.92	82,715,339.61	41,357,669.80	217,671,946.33
National Pension Regulatory Authority	93,598,936.92	82,715,339.61	41,357,669.80	217,671,946.33

Ministry of Youth and Sports	-	4,837,225.46	-	4,837,225.46
National Sports Authority		4,778,129.06		4,778,129.06
National Youth Authority		59,096.40		59,096.40
Ministry of Health	1,042,485,480.57	4,929,672,534.27	936,310,850.47	6,908,468,865.31
Ministry of Health (HQ)	-	27,085,338.00	-	27,085,338.00
Ghana Health Service(Health Facilities)	576,686,025.19	2,883,430,125.97	384,457,350.13	3,844,573,501.29
Teaching Hospitals:	116,932,710.25	694,066,319.43	90,465,376.50	901,464,406.18
Cape Coast Teaching Hospital	4,376,914.84	39,161,869.60	2,534,003.33	46,072,787.77
Ho Teaching Hospital	16,546,346.84	82,731,734.18	11,030,897.89	110,308,978.91
Komfo Anokye Teaching Hospital	28,458,144.44	129,010,254.77	32,252,563.69	189,720,962.90
Korlebu Teaching Hospital	16,942,623.34	237,498,294.59	19,711,563.41	274,152,481.34
National Blood Bank	3,647,630.88	7,295,261.76	1,215,876.96	12,158,769.60
Tamale Teaching Hospital	11,578,536.10	54,033,168.46	11,578,536.10	77,190,240.66
University of Ghana Medical Centre	35,382,513.81	144,335,736.07	12,141,935.12	191,860,185.00
Regulatory Agencies:	102,101,140.52	196,003,609.80	66,011,685.93	364,116,436.24
Food and Drugs Authority	86,943,512.28	110,441,758.84	37,597,194.50	234,982,465.62
Ghana College of Pharmacists	202,706.12	1,621,648.98	1,554,080.27	3,378,435.37
Ghana Psychology Council	341,407.22	1,479,431.30	455,209.63	2,276,048.15
Health Facilities Regulatory Agency	2,899,198.34	5,617,196.78	3,563,597.95	12,079,993.06
Medical and Dental Council	2,528,946.05	17,702,622.38	5,057,892.11	25,289,460.54
Nursing and Midwifery Council of Ghana(NMwCG)	5,846,596.48	40,926,175.38	11,693,192.97	58,465,964.83
Pharmacy Council	3,030,811.22	16,416,894.08	5,809,054.83	25,256,760.12
Traditional Medicine Practice Council	307,962.80	1,797,882.06	281,463.68	2,387,308.54
Subvented Agencies:	13,310,646.20	66,963,263.81	19,418,934.60	99,692,844.62
Allied Health Professional Council	605,958.68	6,319,283.47	1,731,310.54	8,656,552.70
Centre for Scientific Research into Plant Medicine	7,092,924.54	33,100,314.52	7,092,924.54	47,286,163.60
College of Nurses and Midwives	1,139,577.64	7,407,254.69	2,848,944.11	11,395,776.44
Ghana College of Physicians and Surgeons	4,294,126.08	18,607,879.69	5,725,501.44	28,627,507.21
Ghana Institute of Clinical Genetics	-	699,433.57	-	699,433.57
Ghana Red Cross Society	-	333,064.53	-	333,064.53
Mortuaries And Funeral Facilities Agency	150,000.00	243,500.00	1,900,000.00	2,293,500.00
St John Ambulance	28,059.26	252,533.34	120,253.97	400,846.57
Psychiatric Hospitals:	3,752,044.26	19,429,161.38	3,549,031.14	26,730,236.78
Accra Psychiatric Hospital	1,404,257.57	4,914,901.51	702,128.79	7,021,287.87
Ankaful Hospital	936,078.43	4,632,302.08	23,485.84	5,591,866.35
Pantang Hospital	1,411,708.26	9,881,957.79	2,823,416.51	14,117,082.56
Others	229,702,914.15	1,042,694,715.88	372,408,472.17	1,644,806,102.20
Ahmadiyya Muslim Health Service Ghana	30,902,690.61	18,541,614.37	12,361,076.24	61,805,381.22
Christian Health Associations of Ghana (CHAG)	159,347,241.90	688,381,061.52	212,784,048.46	1,060,512,351.87
Health Training Institutions	39,452,981.65	335,772,039.99	147,263,347.47	522,488,369.11
Min. of Gender, Children and Social Protection	-	569,290.07	-	569,290.07
Central Adoption Authority		175,951.27		175,951.27
Department of Social Welfare	-	360,654.57	-	360,654.57
Efua Sutherland Children's Park	-	32,684.23	-	32,684.23
National Health Insurance Authority	86,613,916.47	202,099,138.42	-	288,713,054.89
National Health Insurance Authority (NHIA)	86,613,916.47	202,099,138.42		288,713,054.89
PUBLIC SAFETY SECTOR	55,935,044.13	287,647,944.02	139,593,652.20	483,176,640.35
Min. of Justice and Attorney General's Dept.	10,551,091.34	150,312,664.25	91,857,984.91	252,721,740.50
Council for Law Reporting	-	409,475.79	175,489.63	584,965.42
General Legal Council (Main)				-
General Legal Council (Ghana School of Law)	10,551,091.34	29,015,501.20	13,188,864.18	52,755,456.72
Office of the Copyright Administrator	-	1,628,092.14	407,023.03	2,035,115.17
Registrar General's Department	-	5,963,112.43	2,555,619.61	8,518,732.04
Office of the Registrar of Companies	-	113,296,482.69	75,530,988.46	188,827,471.15
Legal Aid Commission	-	78,352.99	-	78,352.99
Legal Aid Commission		78,352.99		78,352.99
Ministry of Defence	-	32,836,086.30	-	32,836,086.30
37 Military Hospital		26,920,736.31		26,920,736.31
Army		732,050.00		732,050.00
Air Force		2,395,800.00		2,395,800.00
Navy		2,787,499.99		2,787,499.99
Judicial Service	36,077,131.44	21,044,993.34	3,006,427.62	60,128,552.39
Judicial Service	36,077,131.44	21,044,993.34	3,006,427.62	60,128,552.39
Ministry of Interior	9,306,821.35	83,375,847.14	44,729,239.66	137,411,908.16
Criminal Investigations Department	-	8,472,091.82	-	8,472,091.82
Gaming Commission	9,306,821.35	15,745,387.51	15,770,391.28	40,822,600.14
Ghana Immigration Service	-	28,958,848.39	28,958,848.39	57,917,696.77
Ghana National Fire Service	-	1,137,009.80	-	1,137,009.80
Ghana Prisons Service	-	822,536.61	-	822,536.61
Interior Headquarters	-	17,548,460.10	-	17,548,460.10
Narcotics Control Board	-	367,173.29	-	367,173.29
Police Hospital	-	10,324,339.64	-	10,324,339.64
GRAND TOTAL	2,423,641,924.76	9,709,597,272.09	3,453,345,954.54	15,586,585,151.39

Appendix 10: Government Measures to Implement Recommendations of Parliament in respect of the Report of The Auditor-General

[MEMORANDUM ITEM FOR THE 2023 BUDGET PER SEC. 21(6b)]

PARLIAMENT RECOMMENDATION	MEASURES TO IMPLEMENT RECOMMENDATION
Recommendation to strengthen controls over the collection and disbursement of cash and other funds in adherence to the provisions of the PFMA, 2016 and FAR, 2004 (L.I. 1802).	Internal Audit Units in Public Institutions are required to conduct annual treasury audit to evaluate and recommend measures for continuous internal controls improvement over the collection and disbursement of cash and other funds in adherence to the provisions of the PFMA, 2016 and FAR, 2004 (L.I. 1802).
Recommendation for the strengthening of supervision and monitoring by heads of MDAs in ensuring strict compliance with the provisions of the PPA (Act 914) and other rules governing public procurement.	<ul style="list-style-type: none"> i. All Public Entities are required to initiate and undertake procurement transactions using the Integrated Ghana Electronic Procurement System to ensure procurement transparency, accountability and budget control. ii. Internal Audit Units in Public Institutions are required to conduct annual compliance review of procurement transactions undertaken by their Institutions to provide the necessary assurance to ensure compliance with ACT 914 as amended. iii. The Public Procurement Authority is resourced to undertake Annual Procurement Assessments of all Public Institutions to enhance procurement compliance. iv. The Public Procurement Authority is resourced to undertake regular procurement training for Public Institutions to enhance procurement compliance.
Recommendation for GRA to expedite action in ensuring all outstanding income taxes are recovered.	<p>The Government has implemented several revenue measures aimed at; identifying and accurately assessing tax liability, improve tax audit functions and enhance revenue collection measures to ensure the timely assessment, collection and application of relevant tax penalties. The measures include:</p> <ul style="list-style-type: none"> i. The Revenue Assurance and Compliance enforcement, ii. enhancement of the work of the debt management Unit at GRA, iii. digitalization of tax revenue administration like the Ghana.gov platform and VAT automation, and iv. the establishment of a Tax Audit and Quality Assurance unit at the Ghana Revenue Authority to enhance tax audits.
Recommendations to address all unresolved irregularities (relating to tax, cash, loans, procurement, payroll and rent irregularities) and to ensure that all Heads of entities desist from the practice where covered entities fail to respond to Audit queries in time.	<ul style="list-style-type: none"> i. The Ministry of Finance has put in place measures to enforce the requirements of Section 88 of the Public Financial Management Act, 2017 (ACT 921) by requesting and reviewing annual statements on the implementation of audit recommendations by Public Institutions. ii. The resolution of audit recommendations has since 2021 become a requirement for MDAs during the budget hearings to determine the level of allocation of budgetary resources for any ensuing year.

	<ul style="list-style-type: none"> iii. All Public Institutions have been instructed to form Senior-level Audit Coordination teams to engage with auditors annually during audit assignments to ensure proper and timely response to audit issues.
<p>The committee recommends to the Ministry of Energy, Finance, and the Registrar-Generals' Department to collaborate to ensure that, foreign firms without local participation are required to provide some form of guarantee or bond that the state can fall on when they default in their obligations to the State.</p>	<ul style="list-style-type: none"> i. The Ghana Revenue Authority has established measures to ensure that Companies with only foreign directors are required to post a bond which will be redeemed to defray any unpaid tax liabilities should the Company fold up unannounced without settling any outstanding tax liabilities.



REPUBLIC OF GHANA

📍 Finance Drive, Ministries-Accra 📠 Digital Address: GA - 144-2024 ✉ MB40, Accra - Ghana
☎ +233 302-747-197 ✉ info@mofep.gov.gh 🌐 mofep.gov.gh 🐦 @ministryoffinanceghana

© 2022. All rights reserved. No part of this publication may be stored in a retrieval system or transmitted in any or by any means, electronic, mechanical, photocopying, recording or otherwise without the prior written permission of the Ministry of Finance