



REPUBLIC OF GHANA

MINISTRY OF FINANCE

MONTHLY PUBLIC DEBT NEWSLETTER

APRIL 2026 EDITION

Public Debt Highlights: April-2026

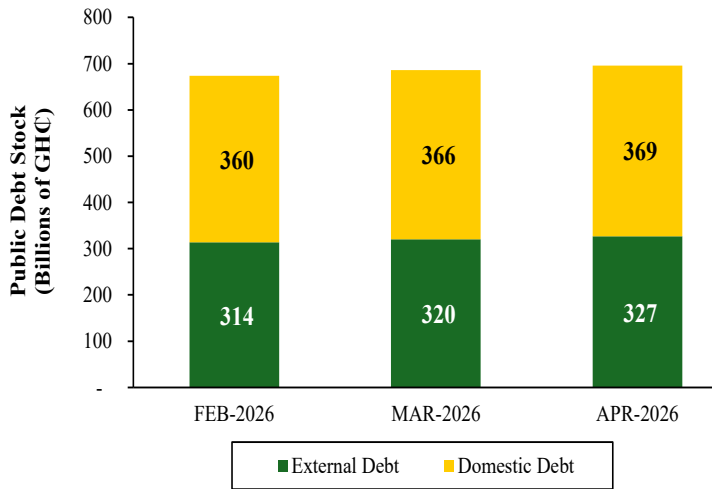
• **Prov. Central Gov't Debt Stock** : **GHC695.91 bn**
Equivalent to : *US\$62.19 bn*

• **Prov. Central Gov't Debt/Projected GDP** : **43.56%**
Central Gov't External Debt to GDP : *20.45%*
Central Gov't Domestic Debt to GDP : *23.11%*

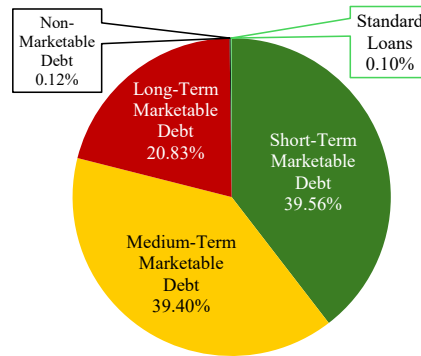
• **Change in Prov. Central Gov't Debt Stock**
YTD : *8.55%*
YoY : *-5.01%*
MoM : *1.43%*

PROVISIONAL CENTRAL GOV'T DEBT STOCK						
	FEB-2026		MAR-2026		APR-2026	
	GHS' MM	%	GHS' MM	%	GHS' MM	%
TOTAL CG DEBT STOCK	674,092	100.00	686,100	100.00	695,910	100.00
External Debt	313,644	46.53	320,260	46.68	326,759	46.95
Domestic Debt	360,447	53.47	365,840	53.32	369,150	53.05
EXTERNAL DEBT STOCK	313,644	100.00	320,260	100.00	326,759.44	100.00
Multilateral	132,857	42.36	134,900	42.12	137,296.66	42.02
Bilateral	62,712	19.99	63,822	19.93	65,620.82	20.08
Commercial	28,528	9.10	29,382	9.17	30,076.73	9.20
International Capital Market	89,546	28.55	92,156	28.78	93,765.23	28.70
DOMESTIC DEBT STOCK	360,447	100.00	365,840	100.00	369,150.48	100.00
Marketable Debt	359,631	99.77	365,013	99.77	368,349.97	99.78
Short-Term	145,351	40.33	145,617	39.80	146,018.54	39.56
Medium-Term	141,377	39.22	142,493	38.95	145,428.54	39.40
Long-Term	72,903	20.23	76,903	21.02	76,902.90	20.83
Non-Marketable Debt	440	0.12	440	0.12	440.26	0.12
Standard Loans	376	0.10	387	0.11	360.25	0.10

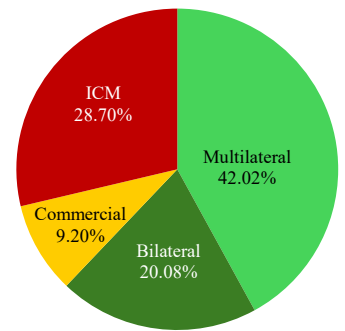
Source: Ministry of Finance



Domestic Debt, end Apr-2026



External Debt, end Apr-2026



• **Total Gross Inflows** - **GHC25.06 bn**
o/w External Debt Disbursements - *GHC0.53 bn*
o/w Domestic Debt Issuances - *GHC24.53 bn*

• **Total Repayments** - **GHC22.31 bn**
o/w External Debt Repayments - *GHC0.96 bn*
o/w Domestic Debt Maturities - *GHC21.35 bn*

Disclaimer: The data provided are provisional. The Ministry reserves the right to revise these figures as new information becomes available.

