



REPUBLIC OF GHANA

MINISTRY OF FINANCE

MONTHLY PUBLIC DEBT NEWSLETTER

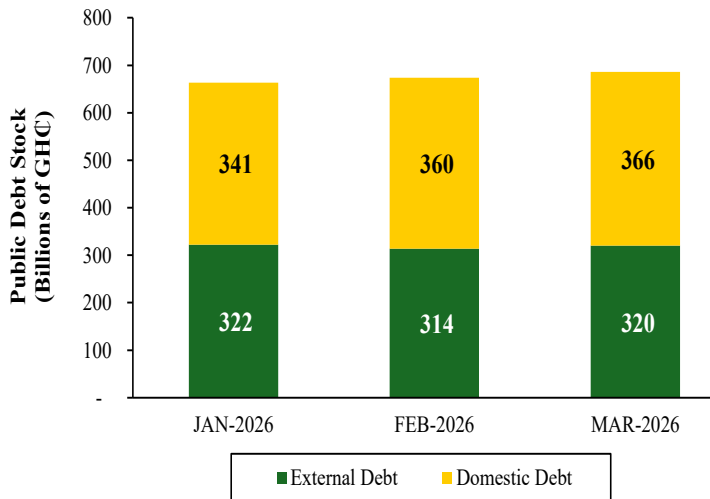
MARCH 2026 EDITION

Public Debt Highlights: March-2026

• **Prov. Central Gov't Debt Stock** : **GHC686.10 bn**
Equivalent to : *US\$62.38 bn*

• **Prov. Central Gov't Debt/Projected GDP** : **42.95%**
Central Gov't External Debt to GDP : *20.05%*
Central Gov't Domestic Debt to GDP : *22.90%*

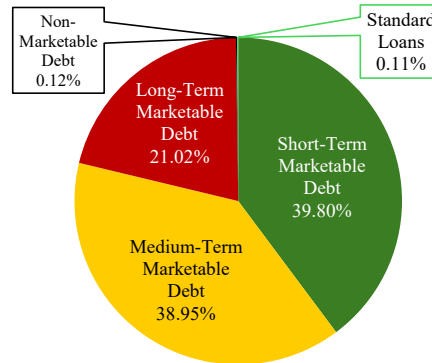
• **Change in Prov. Central Gov't Debt Stock**
YTD : *7.02%*
YoY : *-11.07%*
MoM : *1.78%*



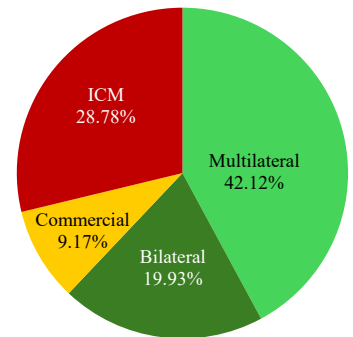
PROVISIONAL CENTRAL GOV'T DEBT STOCK						
	JAN-2026		FEB-2026		MAR-2026	
	GHS' MM	%	GHS' MM	%	GHS' MM	%
TOTAL CG DEBT STOCK	663,427	100.00	674,092	100.00	686,100	100.00
External Debt	322,449	48.60	313,644	46.53	320,260	46.68
Domestic Debt	340,978	51.40	360,447	53.47	365,840	53.32
EXTERNAL DEBT STOCK	322,449	100.00	313,644	100.00	320,259.90	100.00
Multilateral	136,912	42.46	132,857	42.36	134,899.62	42.12
Bilateral	64,470	19.99	62,712	19.99	63,821.73	19.93
Commercial	29,312	9.09	28,528	9.10	29,382.16	9.17
International Capital Market	91,754	28.46	89,546	28.55	92,156.39	28.78
DOMESTIC DEBT STOCK	340,978	100.00	360,447	100.00	365,839.74	100.00
Marketable Debt	340,081	99.74	359,631	99.77	365,012.79	99.77
Short-Term	133,850	39.25	145,351	40.33	145,616.72	39.80
Medium-Term	136,201	39.94	141,377	39.22	142,493.17	38.95
Long-Term	70,029	20.54	72,903	20.23	76,902.90	21.02
Non-Marketable Debt	440	0.13	440	0.12	440.26	0.12
Standard Loans	457	0.13	376	0.10	386.69	0.11

Source: Ministry of Finance

Domestic Debt, end Mar-2026



External Debt, end Mar-2026



• **Total Gross Inflows** - **GHC34.76 bn**
o/w External Debt Disbursements - *GHC0.32 bn*
o/w Domestic Debt Issuances - *GHC34.44 bn*

• **Total Repayments** - **GHC29.55 bn**
o/w External Debt Repayments - *GHC0.25 bn*
o/w Domestic Debt Maturities - *GHC29.30 bn*

Disclaimer: The data provided are provisional. The Ministry reserves the right to revise these figures as new information becomes available.

