



REPUBLIC OF GHANA

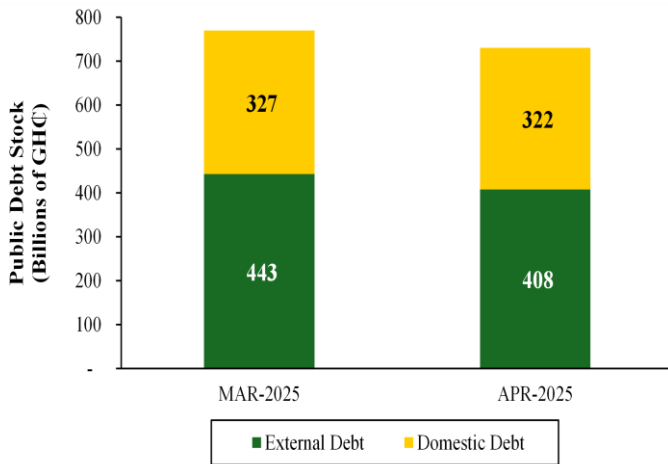
## MINISTRY OF FINANCE

# MONTHLY PUBLIC DEBT NEWSLETTER

APRIL 2025 EDITION

### Public Debt Highlights: Apr-2025

- **Provisional Nominal Debt Stock** : GH¢730.33 bn  
*Equivalent to* : US\$51.59 bn
- **Provisional Public Debt to Projected GDP : 52.17%**  
*External Debt to GDP* : 29.15%  
*Domestic Debt to GDP* : 23.02%
- **Prov. Change in Public Debt Stock**  
*YTD* : 0.50%  
*YoY* : 4.82%  
*MoM* : -5.08%

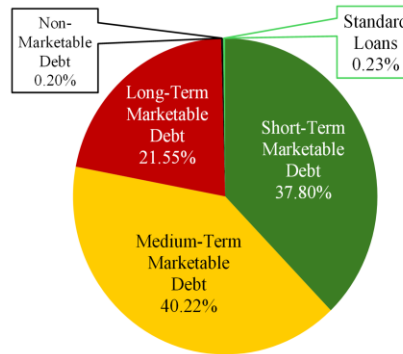


### PROVISIONAL CENTRAL GOV'T DEBT STOCK

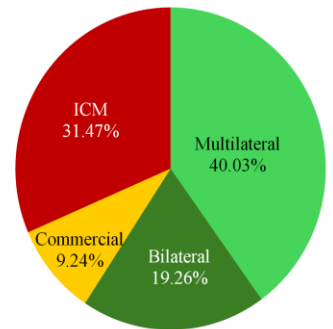
	MAR-2025		APR-2025	
	GHS' MM	%	GHS' MM	%
<b>TOTAL CG DEBT STOCK</b>	<b>769,417</b>	<b>100.00</b>	<b>730,332</b>	<b>100.00</b>
External Debt	442,514	57.51	408,037	55.87
Domestic Debt	326,903	42.49	322,295	44.13
<b>EXTERNAL DEBT STOCK</b>	<b>442,514</b>	<b>100.00</b>	<b>408,037.08</b>	<b>100.00</b>
Multilateral	176,985	40.00	163,329.92	40.03
Bilateral	83,959	18.97	78,607.75	19.26
Commercial	40,636	9.18	37,689.56	9.24
International Capital Market	140,933	31.85	128,409.85	31.47
<b>DOMESTIC DEBT STOCK</b>	<b>326,903</b>	<b>100.00</b>	<b>322,295.40</b>	<b>100.00</b>
Marketable Debt	325,388	99.54	320,902.53	99.57
Short-Term	124,989	38.23	121,822.69	37.80
Medium-Term	130,943	40.06	129,623.98	40.22
Long-Term	69,456	21.25	69,455.86	21.55
Non-Marketable Debt	660	0.20	660.38	0.20
Standard Loans	855	0.26	732.48	0.23

Source: Ministry of Finance

### Domestic Debt, end Apr-2025



### External Debt, end Apr-2025



- **Total Gross Inflows**
  - GH¢18.82 bn
  - o/w External Debt Disbursements : GH¢0.00 bn
  - o/w Domestic Debt Issuances : GH¢18.82 bn
- **Total Repayments**
  - GH¢21.77 bn
  - o/w External Debt Repayments : GH¢0.43 bn
  - o/w Domestic Debt Maturities : GH¢21.34 bn

Disclaimer: The data herein are provisional. The Ministry reserves the right to revise the figures anytime new information becomes available.

