



REPUBLIC OF GHANA

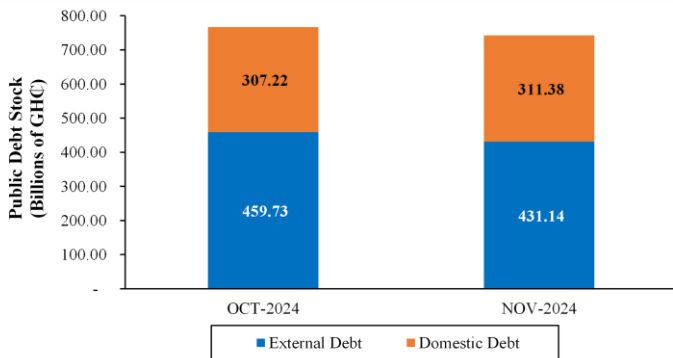
MINISTRY OF FINANCE

MONTHLY PUBLIC DEBT NEWSLETTER

NOVEMBER 2024 EDITION

Public Debt Highlights: Nov-2024

- Prov. Nominal Debt Stock** : **GHC742.51 bn**
Equivalent to : *US\$48.26 bn*
- Prov. Public Debt to Rev. GDP** : **63.13%**
o/w External Debt to GDP : *36.65%*
o/w Domestic Debt to GDP : *26.47%*
- Prov. Change in Public Debt Stock**
YTD : *21.72%*
YoY : *23.63%*
MoM : *-3.19%*

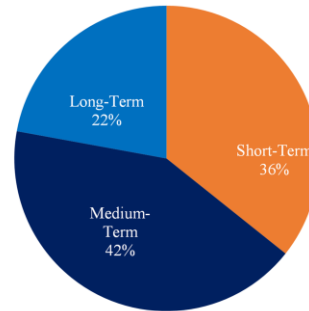


PROVISIONAL CENTRAL GOV'T DEBT STOCK

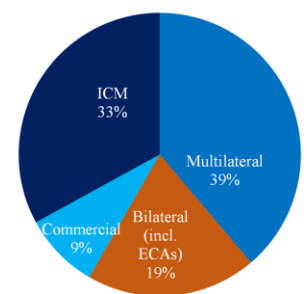
	OCT-2024		NOV-2024	
	USD' MM	GHS' MM	USD' MM	GHS' MM
TOTAL CG DEBT STOCK	47,173.08	766,944.58	48,263.19	742,514.63
External Debt	28,276.75	459,726.21	28,023.91	431,139.46
Domestic Debt	18,896.33	307,218.37	20,239.27	311,375.17
EXTERNAL DEBT STOCK	28,276.75	459,726.21	28,023.91	431,139.46
Multilateral	11,014.55	179,075.65	10,876.42	167,330.41
Bilateral	5,555.83	90,327.28	5,468.58	84,132.52
Commercial	2,470.28	40,162.08	2,442.82	37,582.12
International Capital Market	9,236.09	150,161.21	9,236.09	142,094.41
DOMESTIC DEBT STOCK	18,896.33	307,218.37	20,239.27	311,375.17
Short-Term Instruments	6,520.70	106,014.25	7,225.39	111,160.44
Medium-Term Instruments	8,055.99	130,975.14	8,460.08	130,155.73
Long-Term Instruments	4,246.61	69,041.88	4,481.09	68,940.16
Standard Loans	73.02	1,187.09	72.72	1,118.84

Source: Ministry of Finance

Domestic Debt, end Nov-2024



External Debt, end Nov-2024



- Total Debt Inflows** - **GHC 26.55 bn**
o/w External Debt Disbursements - *GHC 0.07 bn*
o/w Domestic Debt Issuances - *GHC 26.48 bn*
- Total Principal Repayments** - **GHC 21.74 bn**
o/w External Debt Repayments - *GHC 0.41 bn*
o/w Domestic Debt Maturities - *GHC 21.33 bn*

Disclaimer: The data herein are provisional. The Ministry reserves the right to revise the figures anytime new information becomes available.

