



REPUBLIC OF GHANA

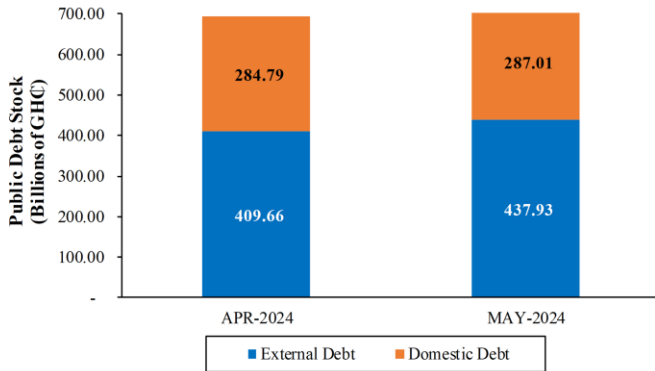
# MINISTRY OF FINANCE

## MONTHLY DEBT NEWSLETTER

MAY 2024 EDITION

### Central Gov't Debt Highlights: May-2024

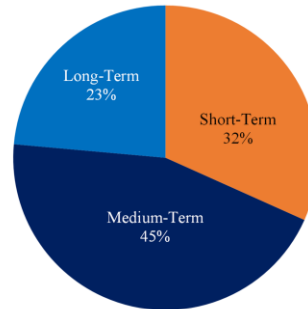
- Nominal Prov. CG Debt Stock : GHC724.95 bn**  
*Equivalent to : US\$51.40 bn*
- Prov. CG Debt Stock to GDP : 68.98%**  
*o/w External Debt to GDP : 41.67%*  
*o/w Domestic Debt to GDP : 27.31%*
- Prov. Change in CG Debt Stock**  
*YTD : 24.72%*  
*YoY : 33.67%*  
*MoM : 6.90%*



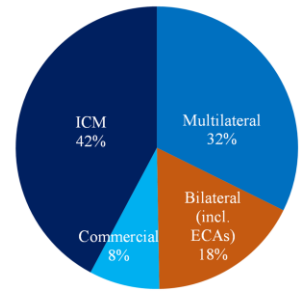
PROVISIONAL CENTRAL GOV'T DEBT STOCK				
	APR-2024		MAY-2024	
	USD' MM	GHS' MM	USD' MM	GHS' MM
<b>TOTAL CG DEBT STOCK</b>	<b>52,408.44</b>	<b>694,453.81</b>	<b>51,396.88</b>	<b>724,947.92</b>
External Debt	30,916.06	409,662.58	31,048.41	437,934.75
Domestic Debt	21,492.38	284,791.23	20,348.47	287,013.17
<b>EXTERNAL DEBT STOCK</b>	<b>30,916.06</b>	<b>409,662.58</b>	<b>31,048.41</b>	<b>437,934.75</b>
Multilateral	10,003.90	132,559.70	10,029.94	141,471.29
Bilateral	5,326.63	70,582.15	5,410.61	76,316.11
Commercial	2,481.66	32,884.01	2,504.00	35,318.63
International Capital Market	13,103.87	173,636.72	13,103.87	184,828.73
<b>DOMESTIC DEBT STOCK</b>	<b>21,492.38</b>	<b>284,791.23</b>	<b>20,348.47</b>	<b>287,013.17</b>
Short-Term Instruments	6,722.74	89,081.73	6,450.41	90,982.34
Medium-Term Instruments	9,570.47	126,816.42	9,009.94	127,084.24
Long-Term Instruments	5,107.93	67,684.12	4,798.62	67,684.12
Standard Loans	91.24	1,208.95	89.51	1,262.47

Source: Ministry of Finance

Domestic Debt, end May-2024



External Debt, end May-2024



- Total Debt Inflows - GHC17.22 bn**  
*o/w External Debt Disbursements - GHC 1.51 bn*  
*o/w Domestic Debt Issuances - GHC15.71 bn*
- Total Principal Repayments - GHC14.16 bn**  
*o/w External Debt Repayments - GHC 0.26 bn*  
*o/w Domestic Debt Maturities - GHC13.90 bn*

Disclaimer: The data herein are provisional. The Ministry reserves the right to revise the figures anytime new information becomes available.

