



REPUBLIC OF GHANA

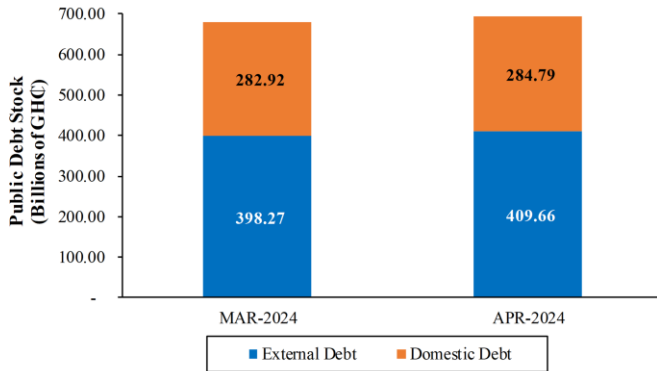
MINISTRY OF FINANCE

MONTHLY DEBT NEWSLETTER

APRIL 2024 EDITION

Central Gov't Debt Highlights: Apr-2024

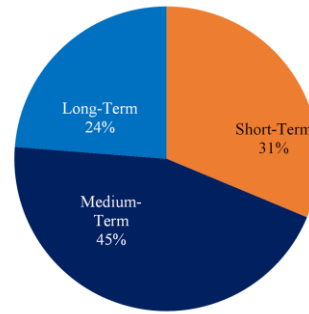
- Nominal Prov. CG Debt Stock : GHC694.45 bn**
Equivalent to : US\$52.41 bn
- Prov. CG Debt Stock to GDP : 66.08%**
o/w External Debt to GDP : 38.98%
o/w Domestic Debt to GDP : 27.10%
- Prov. Change in Public Debt Stock**
YTD : 16.67%
YoY : 27.17%
MoM : 2.86%



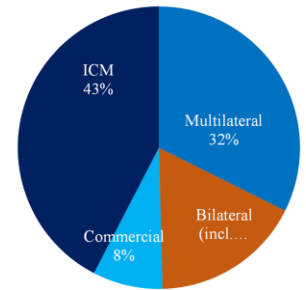
PROVISIONAL CENTRAL GOV'T DEBT STOCK				
	MAR-2024		APR-2024	
	USD' MM	GHS' MM	USD' MM	GHS' MM
TOTAL CG DEBT STOCK	52,907.33	681,192.51	52,408.44	694,453.81
External Debt	30,933.09	398,269.71	30,916.06	409,662.58
Domestic Debt	21,974.25	282,922.80	21,492.38	284,791.23
EXTERNAL DEBT STOCK	30,933.09	398,269.71	30,916.06	409,662.58
Multilateral	9,981.64	128,515.60	10,003.90	132,559.70
Bilateral	5,356.51	68,966.14	5,326.63	70,582.15
Commercial	2,491.07	32,073.06	2,481.66	32,884.01
International Capital Market	13,103.87	168,714.90	13,103.87	173,636.72
DOMESTIC DEBT STOCK	21,974.25	282,922.80	21,492.38	284,791.23
Short-Term Instruments	6,918.43	89,076.16	6,722.74	89,081.73
Medium-Term Instruments	9,788.08	126,023.54	9,570.47	126,816.42
Long-Term Instruments	5,164.50	66,493.98	5,107.93	67,684.12
Standard Loans	103.23	1,329.12	91.24	1,208.95

Source: Ministry of Finance

Domestic Debt, end Apr-2024



External Debt, end Apr-2024



- Total Debt Inflows** - **GHC19.65 bn**
o/w External Debt Disbursements - *GHC 1.42 bn*
o/w Domestic Debt Issuances - *GHC18.23 bn*
- Total Principal Repayments** - **GHC16.69 bn**
o/w External Debt Repayments - *GHC 0.28 bn*
o/w Domestic Debt Maturities - *GHC16.41 bn*

Disclaimer: The data herein are provisional. The Ministry reserves the right to revise the figures anytime new information becomes available.

