



REPUBLIC OF GHANA

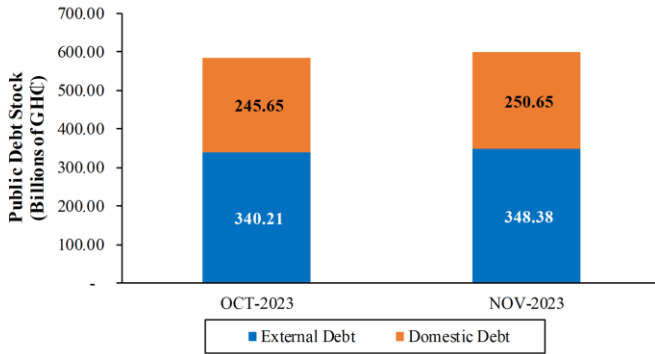
# MINISTRY OF FINANCE

## MONTHLY DEBT NEWSLETTER

NOVEMBER 2023 EDITION

### Central Gov't Debt Highlights: Nov-2023

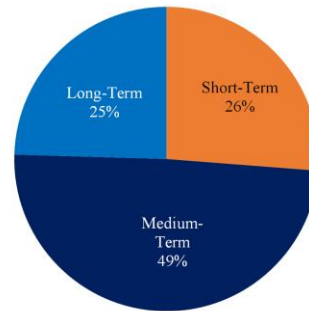
- Nominal Prov. CG Debt Stock : GHC599.03 bn**  
*Equivalent to : US\$51.57 bn*
- Prov. CG Debt Stock to GDP : 71.18%**  
*o/w External Debt to GDP : 41.39%*  
*o/w Domestic Debt to GDP : 29.78%*
- Prov. Change in CG Debt Stock**  
*YTD : 44.20%*  
*YoY : -8.96%*  
*MoM : 2.40 %*



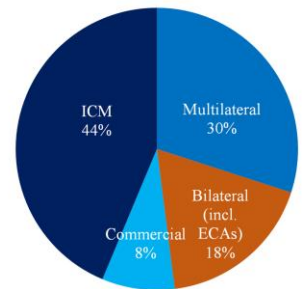
PROVISIONAL CENTRAL GOV'T DEBT STOCK				
	OCT-2023		NOV-2023	
	USD' MM	GHS' MM	USD' MM	GHS' MM
<b>TOTAL CG DEBT STOCK</b>	<b>51,046.03</b>	<b>585,855.28</b>	<b>51,565.72</b>	<b>599,033.80</b>
External Debt	29,642.69	340,209.13	29,989.08	348,380.10
Domestic Debt	21,403.34	245,646.16	21,576.64	250,653.70
<b>EXTERNAL DEBT STOCK</b>	<b>29,642.69</b>	<b>340,209.13</b>	<b>29,989.08</b>	<b>348,380.10</b>
Multilateral	8,794.51	100,934.62	8,993.99	104,482.24
Bilateral	5,279.35	60,591.07	5,395.68	62,681.02
Commercial	2,464.96	28,290.36	2,495.55	28,990.53
International Capital Market	13,103.87	150,393.08	13,103.87	152,226.31
<b>DOMESTIC DEBT STOCK</b>	<b>21,403.34</b>	<b>245,646.16</b>	<b>21,576.64</b>	<b>250,653.70</b>
Short-Term Instruments	5,239.30	60,131.39	5,658.51	65,734.37
Medium-Term Instruments	10,679.85	122,572.68	10,496.70	121,939.13
Long-Term Instruments	5,355.49	61,464.97	5,294.21	61,502.30
Standard Loans	128.70	1,477.11	127.22	1,477.91

Source: Ministry of Finance

Domestic Debt, end Nov-2023



External Debt, end Nov-2023



- Total Debt Inflows - GHC18.33 bn**  
*o/w External Debt Disbursements - GHC 1.46 bn*  
*o/w Domestic Debt Issuances - GHC16.87 bn*
- Total Principal Repayments - GHC11.64 bn**  
*o/w External Debt Repayments - GHC 0.28 bn*  
*o/w Domestic Debt Maturities - GHC11.36 bn*

Disclaimer: The data herein are provisional. The Ministry reserves the right to revise the figures anytime new information becomes available.

