



REPUBLIC OF GHANA

MINISTRY OF FINANCE

MONTHLY PUBLIC DEBT NEWSLETTER

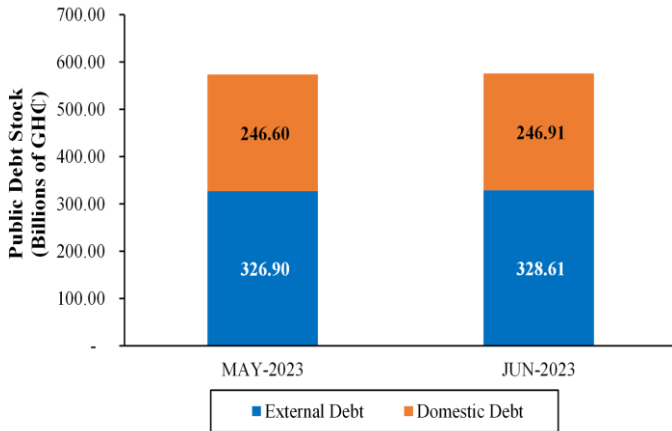
JUNE 2023 EDITION

Public Debt Highlights: Jun-2023

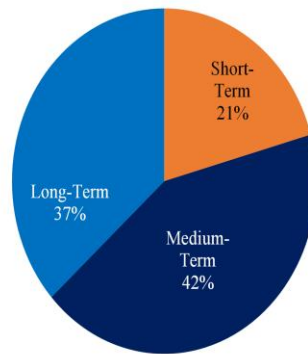
- Prov. Nominal Debt Stock** : **GHC575.52 bn**
Equivalent to : *US\$52.31 bn*
- Prov. Public Debt to Rev. Proj. GDP** : **67.32%**
o/w External Debt to GDP : *38.44%*
o/w Domestic Debt to GDP : *28.88%*
- Prov. Change in Public Debt Stock**
YTD : *32.21%*
YoY : *46.26%*
MoM : *0.35%*

PROVISIONAL PUBLIC DEBT STOCK				
	MAY-2023		JUN-2023	
	USD' MM	GHS' MM	USD' MM	GHS' MM
TOTAL PUBLIC DEBT	52,240.77	573,499.14	52,307.41	575,522.75
External Debt	29,777.84	326,901.18	29,866.47	328,611.82
Domestic Debt	22,462.92	246,597.96	22,440.94	246,910.93
EXTERNAL DEBT STOCK	29,777.84	326,901.18	29,866.47	328,611.82
Multilateral	9,553.30	104,876.16	9,659.84	106,284.30
Bilateral	1,261.17	13,845.13	1,270.93	13,983.71
Export Credits	683.70	7,505.69	691.38	7,607.06
Commercial	3,685.97	40,464.53	3,646.45	40,120.81
International Capital Market	13,103.87	143,854.25	13,103.87	144,177.91
Other Concessional	1,489.84	16,355.44	1,494.00	16,438.03
DOMESTIC DEBT STOCK	22,462.92	246,597.96	22,440.94	246,910.93
Short-Term Instruments	4,614.27	50,655.41	4,634.62	50,993.36
Medium-Term Instruments	9,537.87	104,706.76	9,518.28	104,726.74
Long-Term Instruments	8,258.53	90,662.16	8,239.99	90,662.16
Standard Loans	52.25	573.63	48.05	528.67

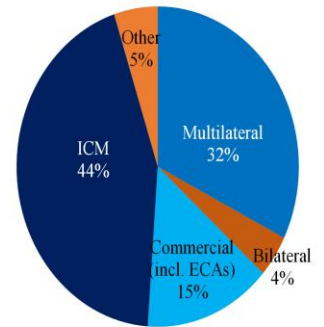
Source: Ministry of Finance



Domestic Debt, end Jun-2023



External Debt, end Jun-2023



- Total Debt Inflows** - **GHC 10.73 bn**
o/w External Debt Disbursements - *GHC 1.01 bn*
o/w Domestic Debt Issuances - *GHC 9.72 bn*
- Total Principal Repayments** - **GHC 10.66 bn**
o/w External Debt Repayments - *GHC 0.50 bn*
o/w Domestic Debt Maturities - *GHC 10.16 bn*

Disclaimer: The data herein are provisional. The Ministry reserves the right to revise the figures anytime new information becomes available.

