



REPUBLIC OF GHANA

MINISTRY OF FINANCE

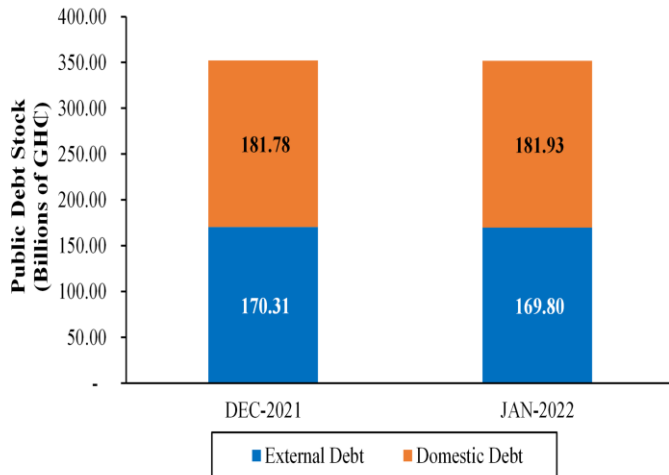
MONTHLY PUBLIC DEBT NEWSLETTER

JANUARY 2022

EDITION

Public Debt Highlights: Jan-2022

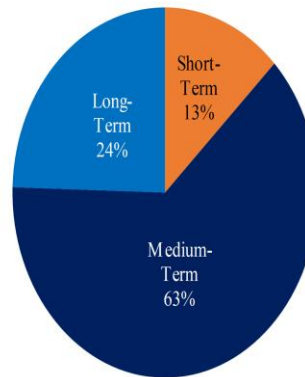
- Prov. Debt Stock** : **GHC351.73 bn**
Equivalent to : *US\$58.37 bn*
- Prov. Public Debt Stock to GDP : 57.12%**
o/w External Debt to GDP : *27.58%*
o/w Domestic Debt to GDP : *29.54%*
- Prov. Change in Public Debt Stock**
YTD : *-0.10%*
YoY : *17.61%*
MoM : *-0.10%*



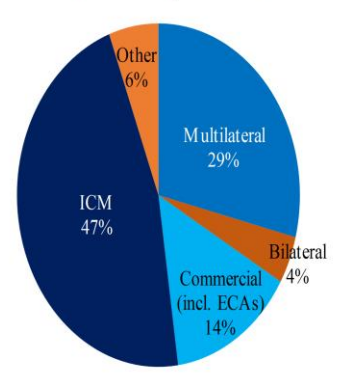
PROVISIONAL PUBLIC DEBT STOCK				
	DEC-2021		JAN-2022	
	USD' MM	GHS' MM	USD' MM	GHS' MM
TOTAL PUBLIC DEBT	58,689.97	352,086.98	58,372.38	351,728.64
External Debt	28,389.22	170,309.74	28,179.55	169,798.70
Domestic Debt	30,300.75	181,777.24	30,192.83	181,929.94
EXTERNAL DEBT STOCK	28,389.22	170,309.74	28,179.55	169,798.70
Multilateral	8,242.45	49,447.26	8,156.52	49,147.90
Bilateral	1,336.02	8,014.92	1,258.27	7,581.82
Export Credits	981.11	5,885.80	936.86	5,645.17
Commercial	3,114.87	18,686.41	3,110.60	18,743.23
International Capital Market	13,119.86	78,707.35	13,119.86	79,055.03
Other Concessional	1,594.91	9,568.00	1,597.44	9,625.55
DOMESTIC DEBT STOCK	30,300.75	181,777.24	30,192.83	181,929.94
Short-Term Instruments	3,770.06	22,616.96	3,842.23	23,151.71
Medium-Term Instruments	19,180.87	115,067.97	18,878.96	113,757.05
Long-Term Instruments	7,286.48	43,712.29	7,409.01	44,643.71
Standard Loans	63.34	380.01	62.64	377.47

Source: Ministry of Finance

Domestic Debt, end Jan-2022



External Debt, end Jan-2022



- Total Debt Inflows** - **GHC10.21 bn**
o/w External Debt Disbursements - *GHC0.61 bn*
o/w Domestic Debt Issuances - *GHC9.60 bn*
- Total Principal Repayments** - **GHC9.91 bn**
o/w External Debt Repayments - *GHC0.45 bn*
o/w Domestic Debt Maturities - *GHC9.46 bn*

Disclaimer: The data herein are provisional. The Ministry reserves the right to revise the figures anytime new information becomes available.

