



REPUBLIC OF GHANA

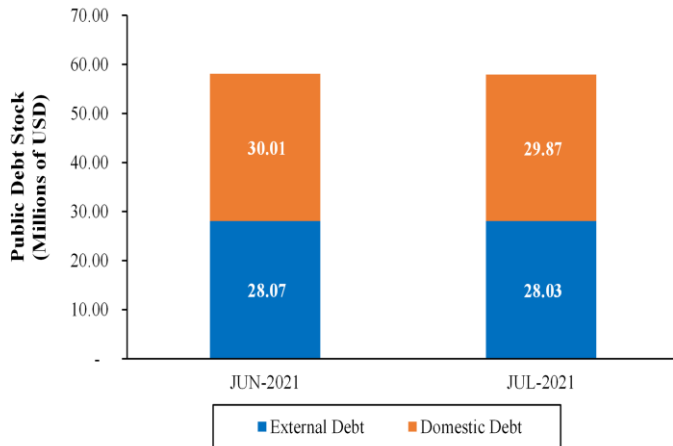
MINISTRY OF FINANCE

MONTHLY PUBLIC DEBT NEWSLETTER

JULY 2021 EDITION

Public Debt Highlights: Jul-2021

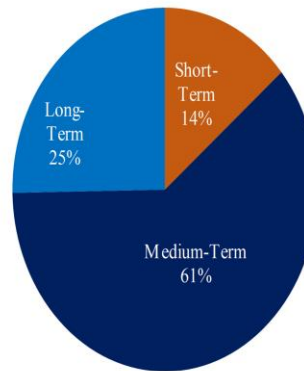
- Prov. Debt Stock** : **GHC336.07 bn**
Equivalent to : *US\$57.90 bn*
- Prov. Public Debt Stock to GDP : 73.20%**
o/w External Debt to GDP : *35.44%*
o/w Domestic Debt to GDP : *37.76%*
- Prov. Change in Public Debt Stock**
YTD : *13.91%*
YoY : *24.87%*
MoM : *- 0.30%*



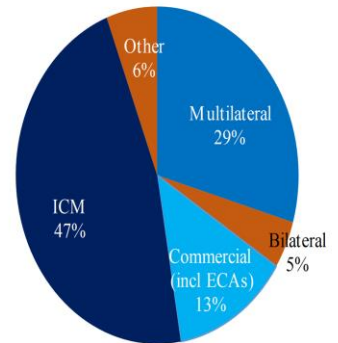
PROVISIONAL PUBLIC DEBT STOCK				
	JUN-2021		JUL-2021	
	USD' MM	GHS' MM	USD' MM	GHS' MM
TOTAL PUBLIC DEBT	58,079.54	334,782.06	57,903.12	336,069.68
External Debt	28,072.15	161,813.48	28,034.05	162,709.64
Domestic Debt	30,007.39	172,968.58	29,869.06	173,360.04
EXTERNAL DEBT STOCK	28,072.15	161,813.48	28,034.05	162,709.64
Multilateral	8,302.36	47,856.47	8,270.17	48,000.09
Bilateral	1,248.23	7,195.04	1,280.80	7,433.77
Export Credits	1,013.03	5,839.31	1,007.74	5,848.90
Commercial	2,722.08	15,690.60	2,709.49	15,725.89
International Capital Market	13,135.85	75,717.68	13,135.85	76,240.49
Other Concessional	1,650.60	9,514.38	1,630.00	9,460.51
DOMESTIC DEBT STOCK	30,007.39	172,968.58	29,869.06	173,360.04
Short-Term Instruments	4,005.15	23,086.46	4,133.15	23,988.80
Medium-Term Instruments	18,351.46	105,781.49	18,116.88	105,150.36
Long-Term Instruments	7,612.33	43,879.01	7,551.57	43,829.34
Standard Loans	38.45	221.63	67.46	391.54

Source: Ministry of Finance

Domestic Debt, end Jul-2021



External Debt, end Jul-2021



- Total Debt Inflows** - **GHC8.89 bn**
o/w External Debt Disbursements - *GHC0.59 bn*
o/w Domestic Debt Issuances - *GHC8.30 bn*
- Total Principal Repayments** - **GHC9.18 bn**
o/w External Debt Repayments - *GHC0.72 bn*
o/w Domestic Debt Maturities - *GHC8.46 bn*

Disclaimer: The data herein are provisional. The Ministry reserves the right to revise the figures anytime new information becomes available.

