



REPUBLIC OF GHANA

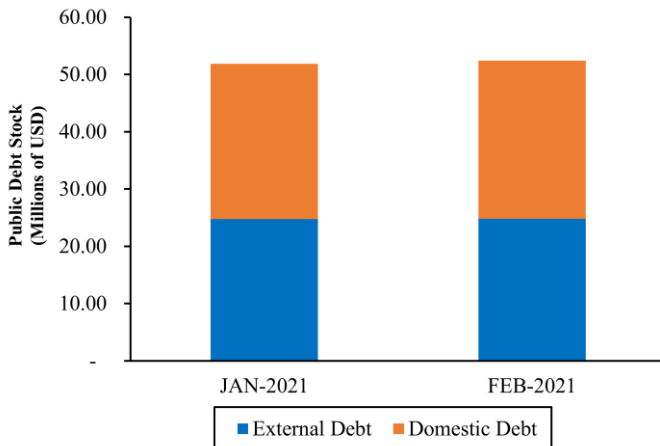
MINISTRY OF FINANCE

MONTHLY PUBLIC DEBT NEWSLETTER

MARCH 2021 EDITION

Public Debt Highlights: Feb-2021

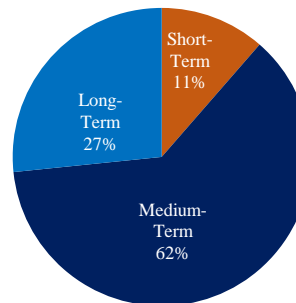
- Prov. Debt Stock : GHC301.10 bn**
Equivalent to : US\$52.46 bn
- Prov. Public Debt Stock to GDP : 69.43%**
o/w External Debt to GDP : 32.86%
o/w Domestic Debt to GDP : 36.57%
- Prov. Change in Public Debt Stock**
YTD : 3.19%
YoY : 21.44%
MoM : 1.09%



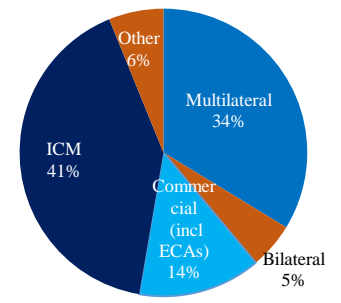
PROVISIONAL PUBLIC DEBT STOCK				
	JAN-2021		FEB-21	
	USD' MM	GHS' MM	USD' MM	GHS' MM
TOTAL PUBLIC DEBT	51,890.01	299,057.69	52,455.45	301,110.01
External Debt	24,734.08	142,549.93	24,828.07	142,520.59
Domestic Debt	27,155.93	156,507.76	27,627.37	158,589.42
EXTERNAL DEBT STOCK	24,734.08	142,549.93	24,828.07	142,520.59
Multilateral	8,263.61	47,625.64	8,371.29	48,053.71
Bilateral	1,289.82	7,433.62	1,287.23	7,389.07
Export Credits	967.96	5,578.62	961.02	5,516.56
Commercial	2,457.50	14,163.31	2,465.46	14,152.48
International Capital Market	10,215.45	58,874.68	10,215.45	58,639.72
Other Concessional	1,539.75	8,874.06	1,527.63	8,769.04
DOMESTIC DEBT STOCK	27,155.93	156,507.76	27,627.37	158,589.42
Short-Term Instruments	3,041.82	17,530.93	3,151.18	18,088.69
Medium-Term Instruments	16,731.60	96,429.23	17,082.69	98,059.79
Long-Term Instruments	7,344.05	42,325.97	7,354.90	42,219.31
Standard Loans	38.46	221.63	38.61	221.63

Source: Ministry of Finance

Domestic Debt, end Feb 2021



External Debt, end Feb 2021



- Total Debt Inflows - GHC8.26 bn**
o/w External Debt Disbursements - GHC0.87 bn
o/w Domestic Debt Issuances - GHC7.39 bn
- Total Principal Repayments - GHC5.46 bn**
o/w External Debt Repayments - GHC0.26 bn
o/w Domestic Debt Maturities - GHC5.20 bn

Disclaimer: The data herein are provisional. The Ministry reserves the right to revise the figures anytime new information becomes available.

