



REPUBLIC OF GHANA

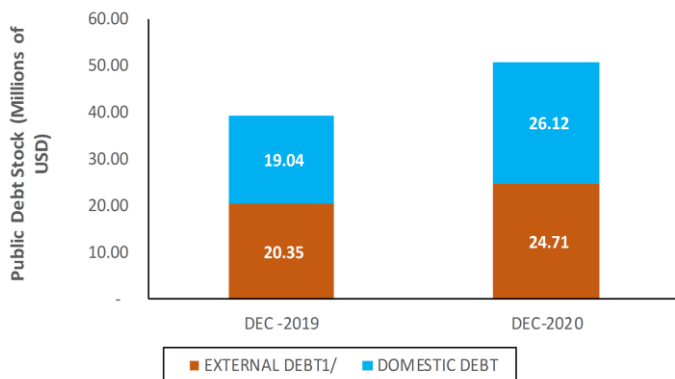
MINISTRY OF FINANCE

MONTHLY PUBLIC DEBT NEWSLETTER

JANUARY 2021 EDITION

Public Debt Highlights: Dec-20

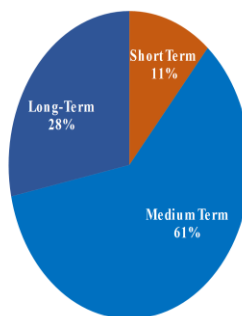
- Prov. Debt Stock : GH¢291.6bn
 - o Equivalent to : US\$50.8bn
- Prov. Public Debt Stock to GDP : 76.09%
 - o/w External Debt to GDP : 36.99%
 - Domestic Debt to GDP : 39.07%
- Prov. Change in Public Debt Stock:
 - YTD : 29.05%
 - YoY : 29.05%
 - MoM : 1.2%



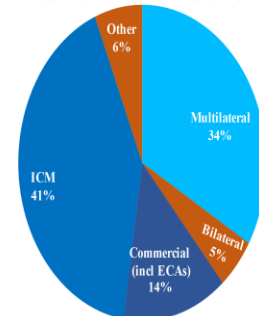
PROVISIONAL PUBLIC DEBT STOCK				
	NOV-2020		DEC-2020	
	USD' MM	GHS' MM	USD' MM	GHS' MM
TOTAL PUBLIC DEBT1/	50,229.23	287,125.37	50,829.60	291,614.49
External Debt1/	24,455.70	139,796.14	24,712.94	141,780.60
Domestic Debt	25,773.53	147,329.23	26,116.66	149,833.89
EXTERNAL DEBT BY CREDITOR	24,455.70	139,796.14	24,712.94	141,780.60
Multilateral	8,059.16	46,068.58	8,280.17	47,504.14
Bilateral	1,285.19	7,346.54	1,294.53	7,426.83
Export Credits	998.42	5,707.25	966.12	5,542.74
Commercial	2,366.33	13,526.65	2,415.37	13,857.22
International Capital Market	10,215.09	58,392.52	10,215.09	58,604.99
Other Concessional	1,531.52	8,754.61	1,541.66	8,844.68
DOMESTIC DEBT STOCK	25,773.50	147,329.06	26,116.66	149,833.90
Short-Term Instruments	3,003.17	17,166.99	2,938.95	16,861.02
Medium-Term Instruments	15,352.32	87,758.44	15,752.84	90,375.60
Long-Term Instruments	7,401.51	42,309.24	7,386.25	42,375.64
Standard Loans	16.51	94.38	38.63	221.63

Source: Ministry of Finance

Domestic Debt - Dec 20



External Debt - Dec 20



- Total Debt Inflows** - **GHS8.94 bn**
 - o/w External Debt Disbursements - GHS0.81 bn
 - Domestic Debt Issuances - GHS8.13 bn
- Total Principal Repayment** - **GHS7.06 bn**
 - o/w External Debt Repayments - GHS1.30 bn
 - Domestic Debt Maturities - GHS5.76 bn

Disclaimer: The data herein are provisional. The Ministry reserves the right to revise the figures anytime new information becomes available.

