



REPUBLIC OF GHANA

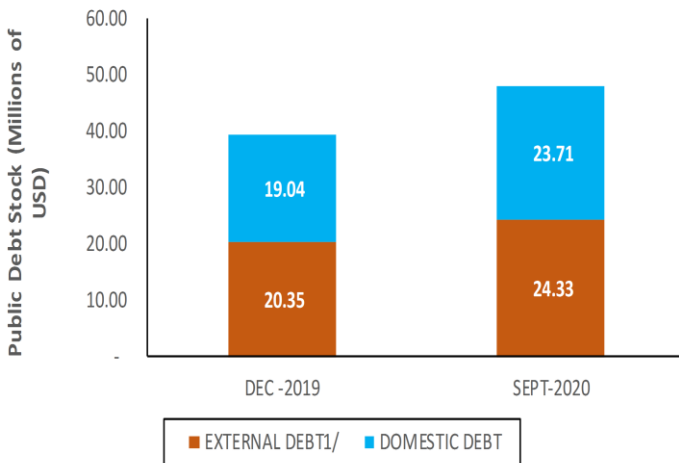
MINISTRY OF FINANCE

MONTHLY PUBLIC DEBT NEWSLETTER

OCTOBER 2020 EDITION

Public Debt Highlights: Sept-20

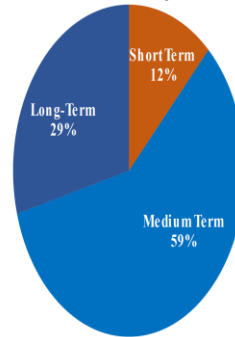
- Prov. Debt Stock : GH¢274.1bn
 - Equivalent to : US\$48.04bn
- Prov. Public Debt Stock to GDP : 71.51%
 - o/w External Debt to GDP : 36.22%
 - Domestic Debt to GDP : 35.29%
- Prov. Change in Public Debt Stock:
 - YTD : 21.96%
 - YoY : 22.16%
 - MoM : 2.02%



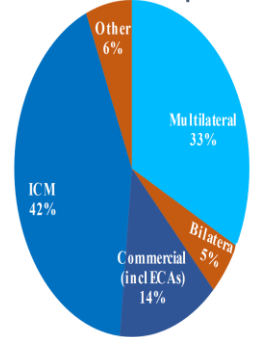
	AUG-2020		SEPT-2020	
	USD' MM	GHS' MM	USD' MM	GHS' MM
TOTAL PUBLIC DEBT1/	47,084.35	267,796.95	48,037.30	274,091.20
External Debt1/	24,408.73	138,827.10	24,330.98	138,827.69
Domestic Debt	22,675.62	128,969.85	23,706.32	135,263.51
EXTERNAL DEBT BY CREDITOR	24,408.73	138,827.10	24,330.98	138,827.69
Multilateral	7,962.98	45,290.27	7,932.83	45,263.13
Bilateral	1,242.49	7,066.78	1,263.35	7,208.41
Export Credits	1,006.92	5,726.96	1,002.00	5,717.19
Commercial	2,386.90	13,575.71	2,368.39	13,513.54
International Capital Market	10,231.08	58,190.31	10,215.09	58,285.26
Other Concessional	1,578.36	8,977.07	1,549.33	8,840.16
DOMESTIC DEBT STOCK	22,675.62	128,969.85	23,706.32	135,263.51
Short-Term Instruments	2,843.37	16,171.93	2,854.45	16,286.95
Medium-Term Instruments	13,691.78	77,873.36	13,914.53	79,393.55
Long-Term Instruments	6,119.77	34,806.81	6,916.69	39,465.26
Standard Loans	20.70	117.75	20.64	117.75

Source: Ministry of Finance

Domestic Debt Sept 20



External Debt - Sept 20



- **Total Debt Inflows** - **GHS11.80 bn**
 - o/w External Debt Disbursements - GHS0.76 bn
 - Domestic Debt Issuances - GHS11.4 bn
- **Total Principal Repayment** - **GHS6.39bn**
 - o/w External Debt Repayments - GHS0.69 bn
 - Domestic Debt Maturities - GHS5.7 bn

Disclaimer: The data herein are provisional. The Ministry reserves the right to revise the figures anytime new information becomes available.

