



REPUBLIC OF GHANA

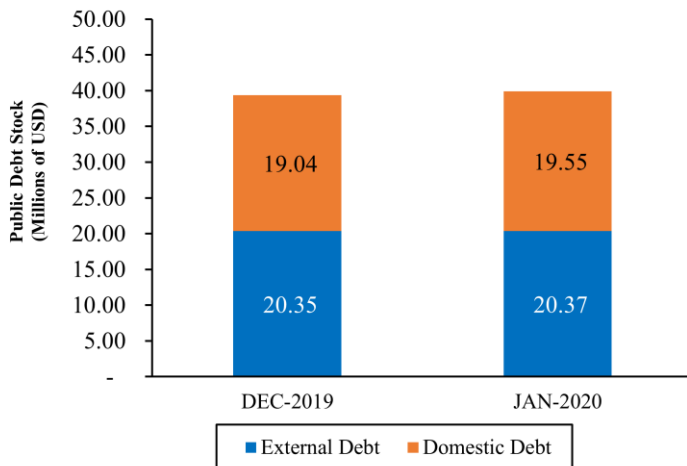
MINISTRY OF FINANCE

MONTHLY PUBLIC DEBT NEWSLETTER

FEBRUARY 2020 EDITION

Public Debt Highlights: Jan-20

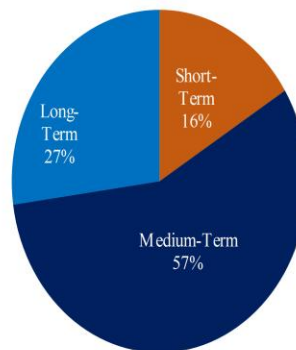
- Prov. Debt Stock** : **GHC219.61 bn**
Equivalent to : *US\$39.92 bn*
- Prov. Public Debt Stock to GDP** : **54.24%**
o/w External Debt to GDP : *27.68%*
o/w Domestic Debt to GDP : *26.56%*
- Prov. Change in Public Debt Stock**
YTD : *1.35%*
YoY : *11.93%*
MoM : *1.35%*



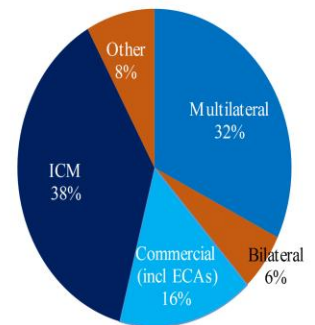
PROVISIONAL PUBLIC DEBT STOCK				
	DEC-2019		JAN-2020	
	USD' MM	GHS' MM	USD' MM	GHS' MM
TOTAL PUBLIC DEBT	39,387.24	218,228.94	39,918.44	219,607.32
External Debt	20,349.37	112,747.72	20,372.71	112,078.42
Domestic Debt	19,037.87	105,481.22	19,545.73	107,528.90
EXTERNAL DEBT STOCK	20,349.37	112,747.72	20,372.71	112,078.42
Multilateral	6,555.47	36,321.21	6,563.78	36,109.99
Bilateral	1,227.90	6,803.30	1,214.29	6,680.31
Export Credits	1,048.99	5,812.04	1,032.64	5,680.99
Commercial	2,165.25	11,996.78	2,213.84	12,179.24
International Capital Market	7,694.73	42,633.44	7,694.73	42,331.80
Other Concessional	1,657.03	9,180.95	1,653.41	9,096.09
DOMESTIC DEBT STOCK	19,037.87	105,481.22	19,545.73	107,528.90
Short-Term Instruments	2,949.32	16,340.98	3,152.71	17,344.33
Medium-Term Instruments	10,742.62	59,520.55	11,058.35	60,836.41
Long-Term Instruments	5,323.76	29,496.81	5,313.27	29,230.41
Standard Loans	22.18	122.90	21.40	117.75

Source: Ministry of Finance

Domestic Debt, end Jan 2020



External Debt, end Jan 2020



- Total Debt Inflows** - **GHC5.61 bn**
o/w External Debt Disbursements - *GHC0.34 bn*
o/w Domestic Debt Issuances - *GHC5.27 bn*
- Total Principal Repayments** - **GHC3.57 bn**
o/w External Debt Repayments - *GHC0.53 bn*
o/w Domestic Debt Maturities - *GHC3.04 bn*

Disclaimer: The data herein are provisional. The Ministry reserves the right to revise the figures anytime new information becomes available.

